



Oshkosh, WI

2024 Proposed Budget



Last Updated: October 20, 2023

TABLE OF CONTENTS

Introduction

City Manager's 2024 Budget Message	I	-	V
History of the City	1		
Demographics	2	-	5
Organization Chart	6		
Fund Structure	7		
Budgetary Basis	8		
Fund Descriptions	9	-	20
Budget Process/ Timeline	21	-	23
Key Performance Indicators	24	-	35
<i>Administrative Services</i>	24		
<i>City Attorney</i>	25		
<i>City Clerk</i>	26		
<i>Community Development</i>	27		
<i>Fire Department</i>	28		
<i>Library</i>	29		
<i>Museum</i>	30		
<i>Parks Department</i>	31		
<i>Police Department</i>	32		
<i>Public Works</i>	33		
<i>Transportation</i>	34		
<i>Finance</i>	35		
Diversity Equity and Inclusion Metrics	36	-	38

Budget Overview

Tax Levy	39	-	42
Revenues - Sources of Funds	43		
Expenditures - Use of Funds	44		
Analysis of General Fund Balances and Graph	45	-	46

General Fund Summary

General Fund Summary	47	-	53
ARPA Projects	54	-	55
Fund Balance Summary	56		

General Government

City Council	0100-0010	57	-	59
City Manager	0100-0020	60	-	62
City Attorney	0100-0030	63	-	65
Human Resources	0100-0040	66	-	68
City Clerk	0100-0050	69	-	71.5

General Government Funds Con't

Elections	0100-0060	72	-	75
Finance	0100-0071	76	-	78
Taxes & Interest	0100-0072	79	-	81
Other Revenue	0100-0073	82	-	83
Purchasing	0100-0090	84	-	86
Information Technology	0100-0110	87	-	90
Insurance	0100-0120	91	-	92
Facilities Maintenance	0100-0130	93	-	96
Oshkosh Media	0100-0150	97	-	100
Public Safety				
Police	0100-0211	101	-	105
Animal Care	0100-0214	106	-	107
Auxiliary Police	0100-0217	108	-	109
Crossing Guards	0100-0218	110	-	113
Fire and Ambulance	0100-0230/02	114	-	118
Hydrant Rental	0100-0250	119	-	120
Police & Fire Commission	0100-0290	121	-	122
Public Works				
Public Works - Administration	0100-0410	123	-	125
Engineering	0100-0420	126	-	130
Streets	0100-0430	131	-	135
Central Garage	0100-0450	136	-	140
Parks				
Parks	0100-0610	141	-	143.5
Forestry	0100-0620	144	-	146.5
Community Development				
Assessor	0100-0080	147	-	150
Economic Development	0100-0730	151	-	154
Planning Division	0100-0740	155	-	157.5
Transportation				
Electric	0100-0801	158	-	160.5
Sign	0100-0810	161	-	163.5
Unclassified				
Unclassified	0100-0914	164	-	165.6
Special Revenue Funds				
Special Revenue Summary		166		
Senior Center Revolving Fund	0201-0760	167	-	169
CDBG Revolving Loan Fund	0202-4740	170	-	173
BID District	0209-1030	174	-	176
Recycling	0211-0480	177	-	181
Garbage Collection & Disposal (Sanitation Division)	0212-0470	182	-	186

Special Revenue Funds Con't

Police Special Fund	0215-0211	187	-	189
Street Lighting	0223-0460	190	-	192
Museum Membership	0227-1070	193	-	195
Seniors Center	0231-0760	196	-	200
Fire Special Revenue	0235-0230	201	-	203
Library	0239-1060	204	-	208
Museum	0241-1070	209	-	213
Museum Collections	0242-1070	214	-	216
Cemetery	0247-0650	217	-	221
Community Development Special Fund	0249-0740	222	-	224
Park Revenue Facilities	0255-0610	225	-	229
Leach Amphitheater	0256-0610	230	-	233
Public Works Special Revenue Fund	0257-0410	234	-	238
Pollock Water Park	0259-0610	239	-	243
Neighborhood Improvement Loan Program	0301-0740	244	-	246
Healthy Neighborhood Initiatives	0302-0740	247	-	250
Community Development Block Grant	0303-0740	251	-	253
Local Econ Develop Revolving Loan Fund	0304-0740	254	-	256
Senior Center	0307-0760	257	-	258
Grand Opera House	0501-1020	259	-	261
Convention Center	0503-1040	262	-	266
Convention Center - Parking Ramp	0506-1040	267	-	269
Capital Project Funds				
TIF District Summary		270		
Special Assessments	0317-0410	271	-	274
Equipment Fund	0323-XXXX	275	-	282
Street Tree Memorial Fund	0325-0610	283	-	285
TIF Districts	05XX-1040	286	-	377
Debt Service				
Debt Service Fund	0401-0074	378	-	380
Enterprise and Utilities				
Enterprise Funds Summary		381		
Parking Utility	0509-1717	382	-	385
Transit Utility	0511-1728	386	-	392
Industrial Park Land Enterprise Fund	0515-1040	393	-	395
Water Utility	0541-XXXX	396	-	401
Sewer Utility	0551-XXXX	402	-	406
Stormwater Utility	0561-XXXX	407	-	411
Weights and Measures	0571-0720	412	-	416
Inspection Services	0571-0750	417	-	421

Other Funds

Employee Benefits Fund	0601-0903	422	-	424
Workers Compensation	0603-0909	425	-	428
Field Operations (Central City)	0609- 0430/0450	429	-	433
Redevelopment Authority	0901-0999	434	-	436
Capital Improvement Program (CIP) Budget				
CIP Projects by Funding Source		437	-	448
CIP Projects by Department		449	-	455



Date: October 17, 2023
To: Honorable Mayor and City Council
From: Mark A. Rohloff, City Manager
Subject: **2024 PROPOSED BUDGET**
Capitalization

Transmitted for your consideration is the City of Oshkosh's proposed 2024 budget. The budget includes the General Fund, special revenue funds, debt service funds, utility funds, and internal service funds. As shown on page 44, these funds combine for a total operating budget of \$174.3 million. Additionally, the Capital Improvements Program (CIP) budget, beginning on page 437, totals nearly \$119 million.

Highlights of the 2024 General Fund Budget

- The 2024 General Fund budget (supported in whole or in part by general property tax dollars) is proposed at \$56,560,300, an increase of 3.37% over the 2023 budget.
- The overall tax levy, which supports the General Fund, special revenue funds, and the debt service fund, is proposed at \$47,556,800, an increase of 3.99% over the 2023 budget, with a projected tax rate of \$12.5029, an increase of \$0.38 per \$1,000 of assessed value.
- The increase in state shared revenue will provide approximately \$2 million more in the General Fund. This will help offset other revenue losses and expenditure increases due to inflation.
- An expenditure increase of \$1,842,000 in the General Fund can be attributed to the following general areas:
 1. Public Safety, + \$1,836,100
 2. Public Works, + \$523,900
 3. Parks, + \$588,400
 4. Unclassified, - \$1,982,900
- Because of the need to absorb increases in areas such as debt service, commodities, and general inflation, there are no proposed staffing increases in the base General Fund budget for 2024.
- Unclassified expenditures are being reduced by nearly \$2 million because the General Fund will not be using reserve funds in 2024 to cover debt service as was done in 2023.

Without this reduction, the General Fund would have increased by \$3.8 million, or 6.95%.

- 2023 General Fund operating expenses are projected to be approximately \$541,500 under budget due to ongoing staffing vacancies. Even with the use of \$2 million in reserves budgeted for debt service mentioned above, we are projecting to be 1% under budget.
- 2023 General Fund revenues will be approximately \$1,166,600 greater than budgeted due to greater interest earnings and engineering reimbursements.

Expenditure Summary

The 2024 total spending plan of \$56,560,300 represents a 3.37% increase. Some of the expenditure highlights are as follows:

1. Public Safety - \$34,119,100; a \$1,836,100 increase. Public Safety remains a priority in our strategic plan, and represents over 60% of the General Fund operating budget. These amounts do not include additional costs associated with collective bargaining with the Public Safety unions that are underway. No additional staffing is proposed in 2024.
2. Public Works - \$5,394,700; a \$523,900 increase. The General Fund portion of Public Works is smaller than in recent years due to the decision to financially re-organize many Public Works operations into an internal service fund. This method of budgeting avoids “double budgeting” in both Public Works and other General Fund accounts, and will help us maintain our eligibility for the state’s expenditure restraint program (ERP). Public Works functions such as Streets, Storm Water, Central Garage, and other utilities are presented in separate funds and account for a large portion of the City’s overall \$174.3 million operating budget.
3. Unclassified – \$2,361,200; a \$1,982,900 decrease. This sizeable decrease is due to a decision in 2022 to borrow more in that year for 2023 capital projects, which was done as a protection against anticipated higher interest rates. This decision resulted in additional debt service costs in 2023, which was funded through the use of \$2 million in reserves that was budgeted in this account. Now that this obligation has been met, this amount has been removed. The remainder of this account is set aside as a contingency for additional personnel costs as a result of anticipated salary adjustments for all employees.

As proposed, the 2024 budget will result in no elimination of current staff positions, but will also not increase staffing in General Fund areas. The impact of inflation has significantly impacted operational costs, including staffing, commodities, utilities, and contractual costs. As

a result, I am not including any staffing increases in the General Fund operating budget.

Revenues

Shared Revenue...in the Nick of Time

It is widely known that the Wisconsin legislature took a significant step forward with the adoption of Act 12, which restored shared revenue losses that have occurred over the last 30 years and established a continuous funding source for shared revenue, using a portion of the existing state sales tax. For Oshkosh, this resulted in a 20% increase to this revenue source, or approximately \$2 million in additional shared revenue for the 2024 budget year. While this additional revenue is most welcome, I would like to put this into perspective: the City is now back to receiving approximately the same amount of revenue from the state shared revenue program that we were receiving in 1992.

The timing of Act 12 could not have been better. With the significant rise of inflation over the past couple of years, as well as increased personnel costs due to the demand for talent, the need for this additional revenue was significant. On top of inflation costs, the City has experienced reduced revenues in other areas, including state transportation aids, and fines and forfeitures.

Other notable revenues for 2024 are as follows:

Property Tax Summary

The property tax levy is proposed to be \$47,556,800, an increase of \$1,826,600 or 3.99%. The property tax rate is projected to be \$12.5029, an increase of \$0.38 over the previous year. The final rate will be subject to final values due from the Wisconsin Department of Revenue. The City's overall assessed value is projected to increase to \$3.8 billion, or 0.79%. Although our assessed value is not significantly increasing until revaluations take place in 2024, our equalized (market) value remains strong, with an estimated increase of nearly \$431.8 million, or 8.58%, over 2023.

As shown on page 39, there are several special revenue funds that are largely supported by levy dollars to fund their operations. Reductions in special revenues that are used to offset the levy have yet to recover since COVID. Additionally, many fixed costs in personnel, utilities, insurance, and outside services have increased in these areas. Consequently, several special revenue funds that are largely subsidized by the General Fund will have to rely on their reserves to cover the increased costs. These include the Library, Museum, and Senior Center Funds. Special revenue funds that have no reserves, yet still see increased costs, must rely on the levy to balance their funds. This includes Garbage Collection and Pollock Water Park. Following Council's discussion at their summer budget workshop, staff limited the proposed

levy increase to under 4%, albeit barely. While the levy increase was at the high end of Council's range, we are unable to add any staff or other significant enhancements to department budgets.

Other Revenues

Meanwhile, General Fund revenues other than property taxes are estimated to be \$32,541,400, an increase of 12.8% over 2023. Aside from the increased shared revenue, other revenue highlights are as follows:

- General Transportation Aids (GTA): GTA are proposed to be \$2,906,700, a decrease of \$82,300, or 2.75%. This amount is a reflection of declining gas tax revenues, as well as our investment in roads vis-a-vis other municipalities. Until the state determines how to address the impact of electric and hybrid vehicles that do not pay gas tax, this amount will continue to decline.
- Municipal Services Program (MSP): The MSP, formerly the Payment for Municipal Services Program, is projected to increase slightly in 2024 to \$1,118,500, an increase of \$35,200 or 3%. Even with this increase, the program, which is intended to reimburse cities for police and fire services that are provided to state-owned properties, is still reimbursing at less than 40 cents on the dollar of where it should be funded and is less than half of what we were receiving 15 years ago. The pursuit of more equitable funding remains a goal for us at the state level.
- Interest Earnings: Although increased interest rates have an impact on our debt service costs, the silver lining is that the interest earnings on our investment of idle funds have also increased. We are estimating interest earnings of \$1.75 million in 2024, which is much higher than our conservative estimate of \$300,000 in 2023. While this has certainly helped us address other revenue shortfalls, as interest rates gradually decrease, we can expect this revenue source to decline in future years. We cannot rely on this revenue source over the long term.
- Fines and Forfeitures: This general category is estimated at \$683,600, a decrease of 26% over the 2023 budget. It should be noted that this still represents a 19% increase over what was collected in 2022. Following the COVID pandemic, the amount of traffic in the downtown area where most parking tickets are written has been reduced due to fewer office workers taking up fewer parking spaces and reducing the number of parking violations. At the same time, court forfeitures are also down due to the fact that courts are trying to use diversion programs for individuals that may not have the financial means to pay fines. Additionally, the number of delinquent fines has increased as well, contributing to a loss of over \$100,000 from prior years. I do not see these revenues

recovering in the near future, so we will not be able to rely on increases in this source of revenue. Ironically, the volume of court cases continues to increase, but we are not seeing the corresponding increase in revenues due to these new factors.

Fund Balance/General Fund

In July 2011, the Long Range Finance Committee (LRFC) first recommended that the Council adopt a formal fund balance policy. This policy was updated in 2019, establishing a range for the unassigned fund balance to be between 16-30% of the upcoming year's budgeted General Fund expenditures. Cities with the highest bond ratings generally meet or exceed this threshold.


As shown on page 45, the unassigned fund balance on December 31, 2022 was \$19,684,630. This amount represents 36% of 2023 General Fund budgeted expenditures, so we are well in compliance with our policy. Staff projects a fund balance of approximately \$19,092,799 at the end of 2023, or 33.76% of 2024 General Fund expenditures. The amount exceeding our 30% threshold is approximately \$2.1 million. Because our fund balance exceeds the 30% threshold, Council may choose to consider some one-time investments in debt reduction, capital projects, equipment replacement, special projects, or building improvements. The primary purpose of fund balance is to ensure that we can withstand the negative impact of events such as natural disasters and economic downturns. For this reason, any use of our fund balance must be taken with those thoughts in mind.

I am pleased that our fund balance remains strong, and that we are presenting a balanced budget for 2024. The strict adherence to our fund balance policy has been a positive for us, and maintaining that fund balance in accordance with the policy will remain a strength of ours to improve our bond rating in the future.

Closing Remarks

I wish to thank Finance Director Van Gompel, his staff, and all departments for their work in putting together this budget document for Council's consideration. Their efforts are consistent with our strategic plan's goals and guiding principles, and have enabled us to submit a fiscally responsible budget to the Council.

Respectfully submitted,



Mark A. Rohloff

City Manager

OSHKOSH, WISCONSIN

The City of Oshkosh was incorporated in 1853 and is the County seat of Winnebago County. It is located on the western shore of Lake Winnebago in the Fox River Valley 173 miles north of the City of Chicago, Illinois, and 275 miles east of the cities of Minneapolis and St. Paul, Minnesota. The corporate limits of the City encompass approximately 24.24 square miles and the population is currently 67,408.



Oshkosh is the perfect place for businesses to call home. With an impressive portfolio of top employers, Oshkosh has the resources that businesses and entrepreneurs need to reach their goals and find success. Oshkosh is home to many successful businesses that are powered by the area's exceptional workforce.

The Oshkosh-Neenah Metropolitan Statistical Area (MSA) has a population of 167,860 according to the U.S. Census reports from 2013. The MSA also has a civilian labor force size of 93,243, according to the U.S. Bureau of Labor Statistics.

The city plays host to hundreds of local, regional, national and international events each year—Oshkosh is, after all, Wisconsin's Event City.

GENERAL GOVERNMENT FUNCTIONS

The City's government consists of a City Manager who is employed by the Mayor and Council of 6 members who are elected at large to a two term-year term.

The City provides a full range of municipal services contemplated by Statute or character. This includes police, fire, streets and sanitation, social services, parks, public improvements, library and museum, mass transit, planning and zoning, and general administrative services.

COUNCIL MEMBERS AND PRINCIPAL OFFICERS

COUNCIL MEMBERS

<u>Name</u>	<u>Title</u>
Matt Mugerauer	Mayor
Lynnsey Erickson	Deputy Mayor
Michael Ford	Council Member
Joseph Stephenson	Council Member
Karl Buelow	Council Member
Paul Esslinger	Council Member
LaKeisha D. Haase	Council Member

PRINCIPAL OFFICERS

<u>Name</u>	<u>Title</u>
Mark A. Rohloff	City Manager
Russ Van Gompel	Director of Finance
Hailey Palmquist	Asst. Director of Finance-Comptroller
Julie Calmes	Asst. Director of Finance-Treasurer

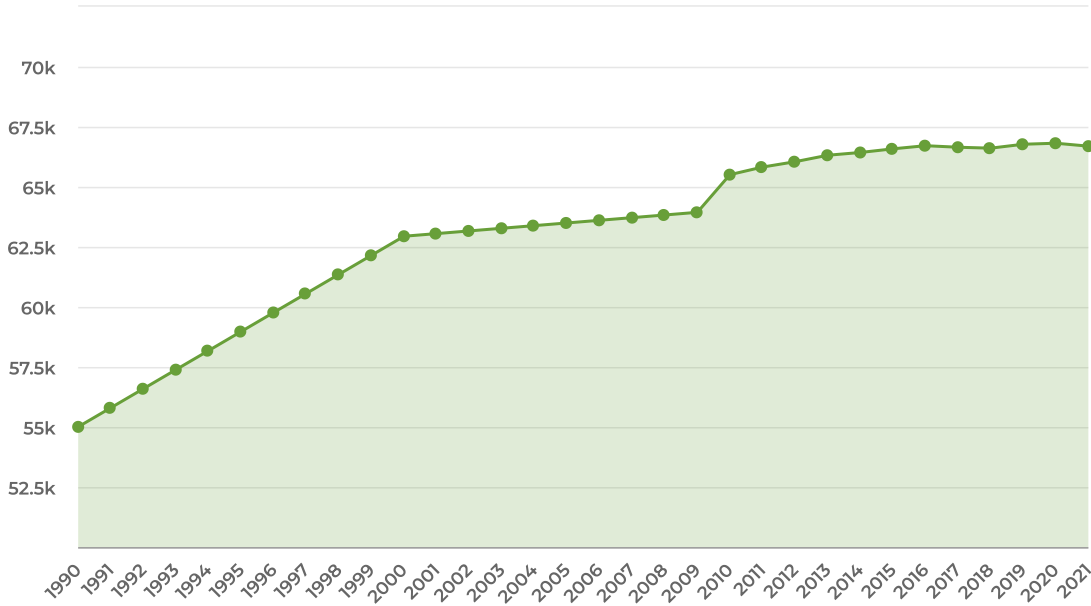
Population Overview



TOTAL POPULATION
66,694

▼ **.2%**
vs. 2020

GROWTH RANK
838 out of **1852**
Municipalities in Wisconsin



* Data Source: U.S. Census Bureau American Community Survey 5-year Data and the 2020, 2010, 2000, and 1990 Decennial Censuses

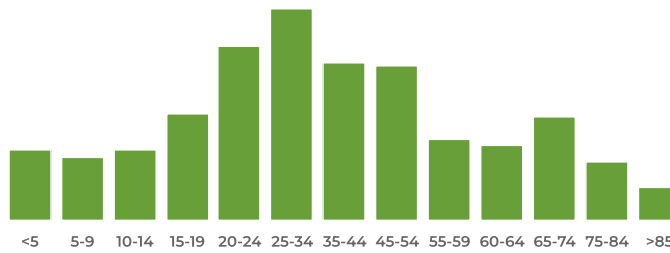


DAYTIME POPULATION
77,761

Daytime population represents the effect of persons coming into or leaving a community for work, entertainment, shopping, etc. during the typical workday. An increased daytime population puts greater demand on host community services which directly impacts operational costs.

* Data Source: American Community Survey 5-year estimates

POPULATION BY AGE GROUP



Aging affects the needs and lifestyle choices of residents. Municipalities must adjust and plan services accordingly.

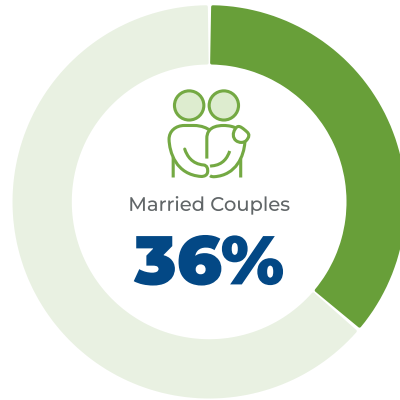
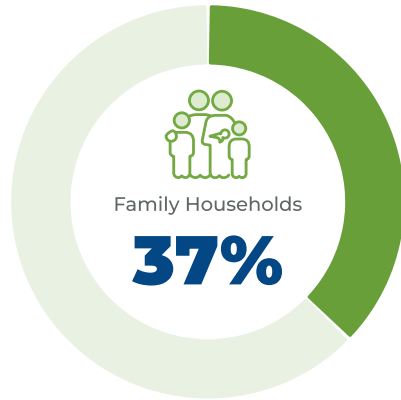
* Data Source: American Community Survey 5-year estimates

Household Analysis

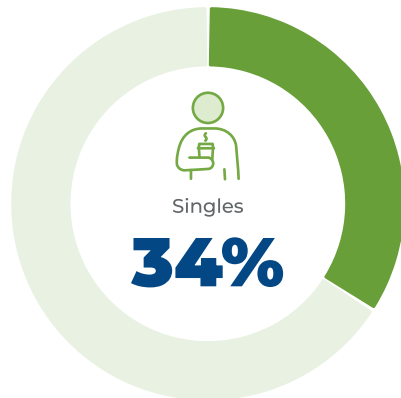
TOTAL HOUSEHOLDS

26,565

Municipalities must consider the dynamics of household types to plan for and provide services effectively. Household type also has a general correlation to income levels which affect the municipal tax base.



▼ **26%**
lower than state average

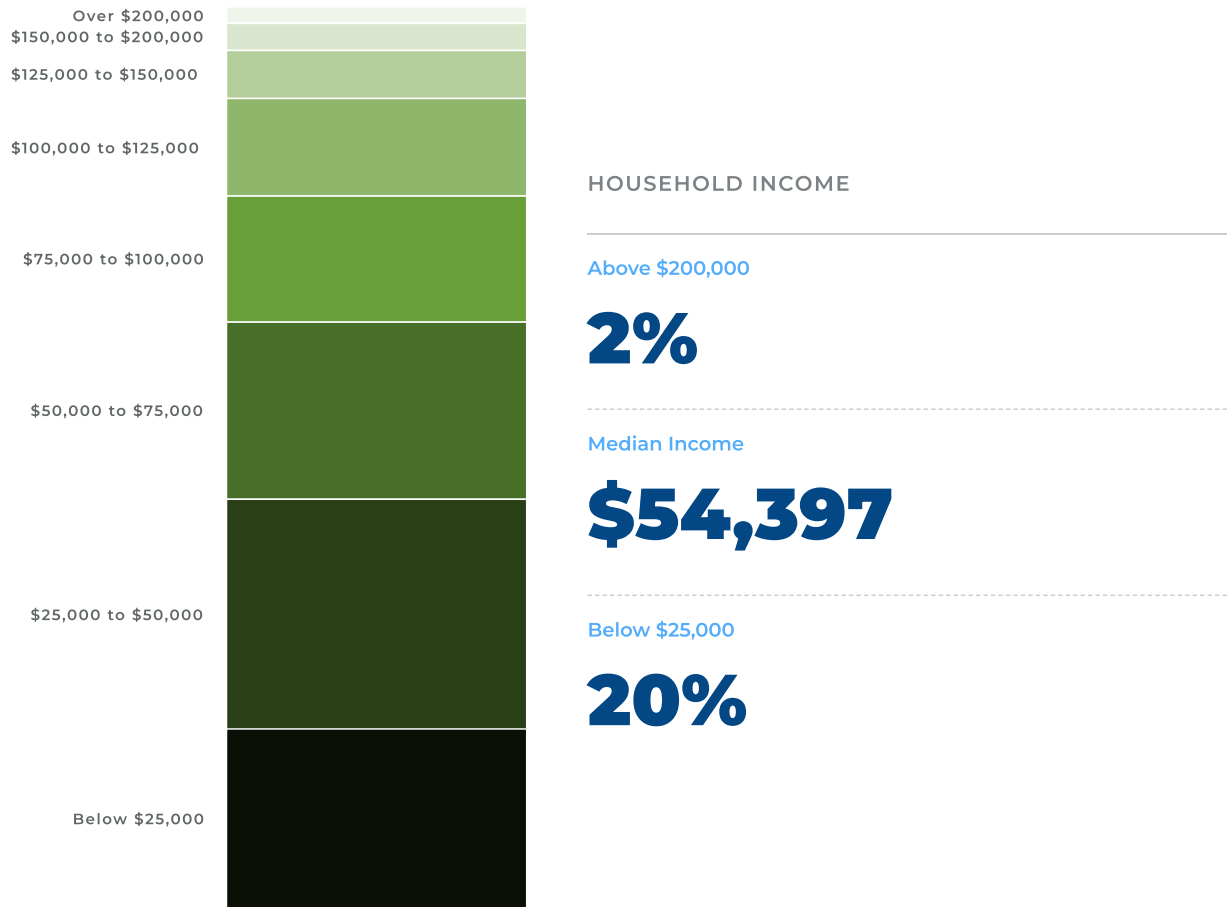


▲ **16%**
higher than state average

** Data Source: American Community Survey 5-year estimates*

Economic Analysis

Household income is a key data point in evaluating a community's wealth and spending power. Pay levels and earnings typically vary by geographic regions and should be looked at in context of the overall cost of living.



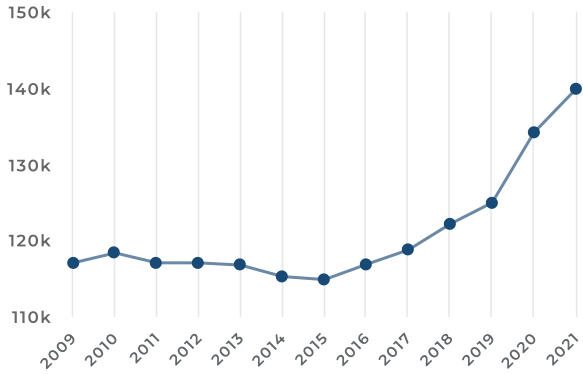
* Data Source: American Community Survey 5-year estimates

Housing Overview



2021 MEDIAN HOME VALUE

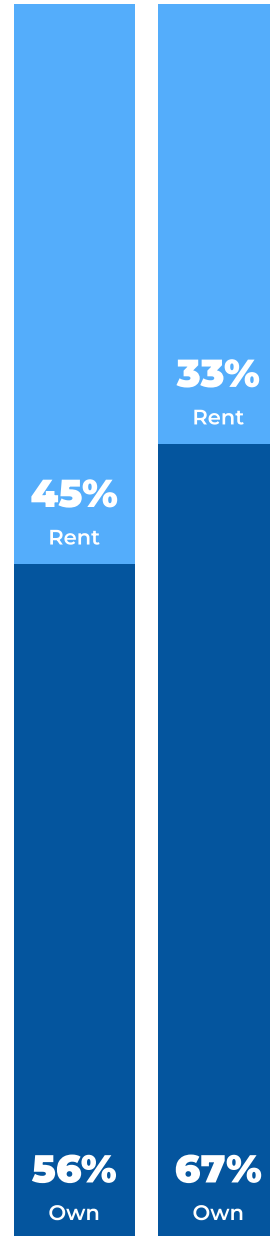
\$139,900



* Data Source: 2021 US Census Bureau (<http://www.census.gov/data/developers/data-sets.html>), American Community Survey. Home value data includes all types of owner-occupied housing.

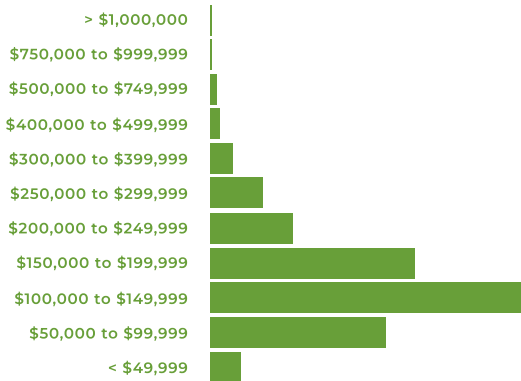
HOME OWNERS VS RENTERS

Oshkosh State Avg.



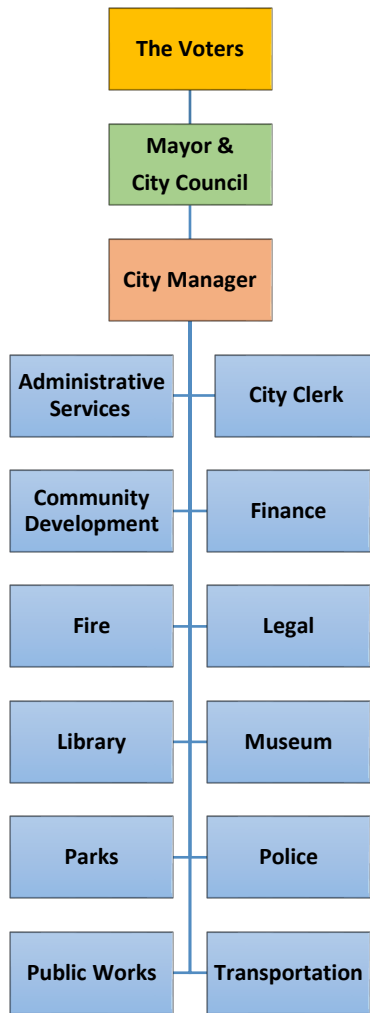
* Data Source: 2021 US Census Bureau (<http://www.census.gov/data/developers/data-sets.html>), American Community Survey. Home value data includes all types of owner-occupied housing.

HOME VALUE DISTRIBUTION



* Data Source: 2021 US Census Bureau (<http://www.census.gov/data/developers/data-sets.html>), American Community Survey. Home value data includes all types of owner-occupied housing.

ORGANIZATIONAL CHART



City of Oshkosh Fund Structure

Governmental Funds										Proprietary Funds	Other Funds
General Fund	Special Revenue Funds				Debt Service Fund	Capital Project Funds				Enterprise Funds	
	Senior Services Revolving Fund	Special Events - Council Fund	Cemetery	Neighborhood Improvement Loan Program		Special Assessments Improvement Fund	Equipment Fund	Street Tree Memorial Fund	TIF #34	Parking Utility	Employee Benefits Fund
	CDBG Revolving Loan Fund	Museum Membership Fund	Community Development Special Fund	Healthy Neighborhood Initiative		TIF #8	TIF #17	TIF #26	TIF #35	Transit Utility	Workers Comp. Fund
	BID District Fund	Senior Services Division	Parks Revenue Facilities Fund	Community Development Block Grant		TIF #12	TIF #18	TIF #27	TIF #36	Industrial Park Land Fund	Field Operations Fund
	Recycling Fund	Fire Special Revenue Fund	Leach Amphitheater	Local GO EDC Revolving Loan Fund		TIF #13	TIF #19	TIF #28	TIF #37	Water Utility	Trusts Fund
	Garbage Collection & Disposal Fund	Library	Public Works Special Fund	Senior Center Fund		TIF #14	TIF #20	TIF #29	TIF #38	Sewer Utility	Redevelopment Authority Fund
	Police Special Fund	Museum	Pollock Pool	Grand Opera House		TIF #15	TIF #21	TIF #30	TIF #39	Storm-water Utility	
	Street Lighting Fund	Museum Collections Fund	Conv. Center Parking Ramp	Conv. Center		TIF #16	TIF #23	TIF #31	TIF #40	Weights & Measures Fund	
							TIF #24	TIF #32	TIF #41	Inspection Services Division	
							TIF #25	TIF #33	TIF #42		
									TIF #43		

BUDGETARY BASIS

Budgetary Basis refers to the point in time at which revenues and expenditures are recognized in the accounts and reported in the financial statements.

Modified Accrual is the method under which revenues and other financial resource increments are recognized when they become susceptible to accrual; that is, when they become both “measurable” and “available to finance expenditures of the current period.” “Available” means collectible in the current period or soon enough thereafter to be used to pay the liabilities of the current period.

The **Governmental Funds (General, Special Revenue, Debt Service, and Capital Project) and Fiduciary Funds** are budgeted and accounted for using the modified accrual basis of accounting. Property taxes are recorded in the year levied as receivable and deferred revenues. They are recognized as revenues in the succeeding year when services financed by the levy are being provided. Property taxes are levied and billed in December. Payment in full or the first installment payment due date is January 31. The second installment payment due date is March 31, third installment payment due date is May 31, and the fourth installment payment is due July 31.

Intergovernmental aids and grants are recognized as revenues in the period the related expenditures are incurred, if applicable, or when the city is entitled to the aids.

Special assessments are recorded as revenues when collected. Annual installments due in future years are reflected as receivables and deferred revenues.

Other general revenues such as fines and forfeitures, inspection fees, recreation fees, and miscellaneous revenues are recognized when received in cash or when measurable and available under the criteria described above.

Accrual Basis indicates revenues are recorded when they are earned (whether or not cash is received at the time) and expenditures are recorded when goods and services are received (whether cash disbursements are made at the time or not).

Finance reporting for the **Proprietary Funds** is on the accrual basis of accounting. Depreciation is budgeted as a separate capital and debt activity and is identified as part of the balance sheet for presentation.

FUND DESCRIPTIONS

Governmental accounting systems should be organized and operated on a fund basis. Individual resources are allocated to, and accounted for, in separate accounting entities, identified as funds, based upon the purposes for which they are to be spent and the means by which spending activities are legally controlled.

Governmental units should establish and maintain those funds required by law and sound financial administration. Only the minimum number of funds consistent with legal and operating requirements should be established because unnecessary funds result in inflexibility, undue complexity, and inefficient financial administrations.

Individual funds are classified into three broad categories: Governmental, Proprietary, and Fiduciary. All funds are appropriated.

Governmental Fund Types

Governmental Fund Types are subdivided into four sections: General Fund, Special Revenue Funds, Debt Service Funds, and Capital Project Funds.

- General Fund: The general operating fund used to account for most of the day to day activities of the city.
- Special Revenue Funds: Account for the proceeds of specific revenue sources that are legally restricted to expenditures for specified purposes.
- Debt Service Funds: Account for the accumulation of resources for the payment of general long-term debt principal, interest, and related costs.
- Capital Project Funds: Account for the financing and expenses associated with major equipment purchases, land purchases, or infrastructure projects.

Major Fund Definition

A Major Fund is defined as a fund that reports at least 10 percent of total governmental assets, liabilities, revenues or expenditures and at least five percent of combined city assets, liabilities, revenues or expenditures. The City may choose to classify a fund as a major fund if that fund has particular importance to financial users. By definition, the General Fund is always considered a major fund. The remaining major funds are Debt Service Fund, Transit Utility Fund, Water Utility Fund, Sewer Utility Fund, and Storm Water Utility Fund.

Fund 0100 – General Fund (Major Fund)

The General Fund of a governmental unit serves as the primary reporting vehicle for current governmental operations. The General Fund, by definition, accounts for all current financial resources not required by law or administrative action to be accounted for in another fund. The major sources of revenue for the General Fund include: property taxes and intergovernmental revenue. The major departments funded are: City Council, City Manager, City Attorney,

Administrative Services, City Clerk, Elections, Finance, Police, Fire, Public Works, Parks, Community Development, Transportation, and the Unclassified Fund. This fund is considered a major fund.

Special Revenue Funds

Fund 0201 – Senior Services Revolving Fund (non-Major Fund)

The Senior Center Revolving Fund is used to account for services provided to senior citizens funded through direct and indirect charges, sponsorships, and donations.

Fund 0202 – CDBG Revolving Loan Fund (non-Major Fund)

The CDBG Revolving Loan Fund is used to account for deferred payment loans made to low and moderate homebuyers with housing improvement cost and down payments assistance to qualified homebuyers.

Fund 0209 – BID District Fund (non-Major Fund)

The BID District Fund is used to account for the activities of the Downtown Oshkosh Business Improvement District (BID). The BID, created in 1987, has maintained available free parking in the downtown and proactively supports revitalization efforts through a special charge levied against businesses in the district.

Fund 0211 – Recycling Fund (non-Major Fund)

The Recycling Fund is used to account for recycling activities which were created to reduce the amount of solid waste going to the landfill. The Recycling program is primarily funded by fees and state aid payment.

Fund 0212 – Garbage Collection & Disposal Fund (non-Major Fund)

The Garbage Collection & Disposal Fund is used to account for regular or special collections of solid waste and to maintain city property previously used for landfill purposes. It is funded by property tax revenue and other fees.

Fund 0215 – Police Special Fund (non-Major Fund)

The Police Special Fund is used to account for proceeds from Federal and State Grants to be utilized for specific needs as well as from donations or gifts for Police needs.

Fund 0223 – Street Lighting Fund (non-Major Fund)

The Street Lighting Fund is used to account for a comprehensive street lighting network in public right-of-way, parking lots, parks, and other city owned facilities. Funding is provided by general property tax revenue.

Fund 0224 – Special Events - Council Fund (non-Major Fund)

The Special Events - Council Fund is used to account for Special Events directed for participation by the City Council. Funding is obtained from donations.

Fund 0227 – Museum Membership Fund (non-Major Fund)

The Museum Membership Fund is used to account for memberships at the Oshkosh Public Museum and is used to augment the Museum’s annual budget.

Fund 0231 – Senior Services Fund (non-Major Fund)

The Senior Services Fund is used to account for operations of the Seniors Center which enrich the quality of life for adults fifty and over. Funding is obtained through general property tax revenue, county aid, building rent, and other gifts and donations.

Fund 0235 – Fire Special Revenue Fund (non-Major Fund)

The Fire Special Revenue Fund is used to account for grants from the Federal Assistance Program which will support and improve emergency medical services.

Fund 0239 – Library Fund (non-Major Fund)

The Library Fund is used to account for current operations and capital costs associated with the Oshkosh Public Library. Funding consists of general property tax revenue, county shared revenue, contractual revenue, donations, and charges. The Library mission is to provide free access to information, preserve local history, and create a vibrant community gathering space.

Fund 0241 – Museum Fund (non-Major Fund)

The Museum Fund is used to account for the operations of the Oshkosh Public Museum. The Oshkosh Public Museum is a center for the preservation of our culture dedicated to bringing history and heritage through quality, creative, and unrestricted educational experiences. Funding consists of general property tax revenue, admissions, and transfers from other museum funds.

Fund 0242 – Museum Collections Fund (non-Major Fund)

The Museum Collections Fund is used to account for the acquisition of materials for the Museum’s Collections, as well as to provide for the conservation and restoration of existing collections. Funds are obtained through gifts and donations.

Fund 0247 – Cemetery Fund (non-Major Fund)

The Riverside Cemetery Fund is used to account for the operations of Riverside Cemetery. Funding is obtained from general property tax revenue, sale of lots, gifts and donations, and other sources.

Fund 0249 – Community Development Special Fund (non-Major Fund)

The Community Development Special Fund is used to account for State and Federal Grants associated with development projects or redevelopment projects.

Fund 0255 – Park Revenue Facilities Fund (non-Major Fund)

The Park Revenue Facilities Fund is used to account for facilities that are not dependent on property tax revenue. These facilities include boat launches, Menominee Park Zoo and Amusement Rides and Concessions, Millers Bay, Reetz Concessions, Zoo Special Events Lakefly Café, and Lakeshore Park.

Fund 0256 – Leach Amphitheater Fund (non-Major Fund)

The Leach Amphitheater Fund is used to account for the amphitheater operations which are funded through general property tax revenue, rentals, concessions, sponsorships, gifts and donations, and other miscellaneous revenue.

Fund 0257 – Public Works Special Fund (non-major Fund)

The Lead Service Line Replacement Fund is used to account for assistance provided to property owners in replacing private lead water services. Funding is received from a state aid program.

Fund 0259 – Pollock Water Park Fund (non-Major Fund)

The Pollock Water Park Fund is used to account for the operations of Pollock Pool. Funding is obtained from general property tax revenue, admissions, concessions, sponsorships, gifts, donations, and other miscellaneous revenue.

Fund 0271 – Rental Inspections Fund (non-Major Fund)

The Rental Inspections Fund is used to account for the rental inspection program which secures the public's health, safety, and welfare through the enforcement of state and city codes. Funding is received through general property tax revenue and fees.

Fund 0301 – Neighborhood Improvement Loan Program (non-Major Fund)

The Neighborhood Improvement Loan Program is used to account for funds which are used to expend federal Housing and Urban Development (HUD) Department HOME funds for low-income housing in the City.

Fund 0302 – Healthy Neighborhood Initiatives Fund (non-Major Fund)

The Healthy Neighborhood Initiatives Fund is used to account for funds which are used to strengthen neighborhoods throughout the community. Funds are received from loan repayments and the closure of TIF Districts. Funds are expended through adopted neighborhood plans or to support healthy neighborhoods.

Fund 0303 – Community Development Block Grant Fund (non-Major Fund)

The Community Development Block Grant Fund is used to account for the Federal Grant Program which is used to help low and moderate income residents by improving housing conditions, improving neighborhoods, providing social services, and eliminating blight.

Fund 0304 – Local GO EDC Revolving Loan Fund (non-Major Fund)

The Local GO EDC Revolving Loan Fund is used to account for loans for economic development. Funding is obtained from transfers from closing TIF Districts.

Fund 0307 – Senior Center Fund (non-Major Fund)

The Senior Center Fund is used to account for facility related expenses and improvements.

Fund 0501 – Grand Opera House Fund (non-Major Fund)

The Grand Opera House Fund is used to account for the coordination and oversight of the Grand Opera House building, grounds, and facility needs. Funding is obtained through room tax revenue, general property tax, and other miscellaneous revenue.

Fund 0503 – Convention Center Fund (non-Major Fund)

The Convention Center Fund is used to account for the collection and distribution of room tax revenue and the expenses of the Convention Center building and grounds.

Fund 0506 – Convention Center – Parking Ramp Fund (non-Major Fund)

The Convention Center – Parking Ramp Fund is to account for the collection of parking ramps fees and the parking ramp utility costs, repairs, equipment replacement, and maintenance.

Capital Project Funds

Fund 0317 – Special Assessments Improvement Fund (Major Fund)

The Special Assessment Fund is used to account for the collection of special assessments against property owners for public improvements.

Fund 0323 – Equipment Fund (non-Major Fund)

The Equipment Fund is used to account for some equipment purchases that are funded by general property tax levy and not dependent on the issuance of debt.

Fund 0333 – Street Tree Memorial Fund (non-Major Fund)

The Street Tree Memorial Fund is used to account for a program that offers citizens the opportunity to purchase tree memorials to be placed within City parks. Funding is obtained through grants, gifts, and donations.

Fund 0502 – TIF 25 City Center Hotel Rehabilitation Capital Project Fund (non-Major Fund)

The TIF 25 City Center Hotel Rehabilitation Capital Project Fund is used to account for the costs associated with the project plan for development.

Fund 0504 – TIF 26 Aviation Business Park Capital Project Fund (non-Major Fund)

The TIF 26 Aviation Business Park Capital Project Fund is used to account for the costs associated with the project plan for development.

Fund 0508 – TIF 27 North Main Street Industrial Park Capital Project Fund (non-Major Fund)

The TIF 27 North Main Street Industrial Park Capital Project Fund is a used to account for the costs associated with the project plan for development.

Fund 0510 – TIF 28 Beach Building Redevelopment Capital Project Fund (non-Major Fund)

The TIF 28 Beach Building Redevelopment Capital Project Fund is used to account for the costs associated with the project plan for development.

Fund 0512 – TIF 29 Morgan District Capital Project Fund (non-Major Fund)

The TIF 29 Morgan District Capital Project Fund is used to account for the costs associated with the project plan for development.

Fund 0514 – TIF 30 Washington Building Capital Project Fund (non-Major Fund)

The TIF 30 Washington Building Capital Project Fund is used to account for the costs associated with the project plan for development.

Fund 0516 – TIF 31 Buckstaff Redevelopment Capital Project Fund (non-Major Fund)

The TIF 31 Buckstaff Redevelopment Capital Project Fund is used to account for the costs associated with the project plan for development.

Fund 0518 – TIF 32 Granary Redevelopment Capital Project Fund (non-Major Fund)

The TIF 32 Granary Redevelopment Capital Project Fund is used to account for the costs associated with the project plan for development.

Fund 0519 – TIF 33 Lamico Redevelopment Capital Project Fund (non-Major Fund)

The TIF 33 Lamico Redevelopment Capital Project Fund is used to account for the costs associated with the project plan for development.

Fund 0520 – TIF 24 Oshkosh Corp E-COAT Project Fund (non-Major Fund)

The TIF 24 Oshkosh Corp Capital Project Fund is used to account for the costs associated with the project plan for development.

Fund 0522 – TIF 14 Mercy Medical Center Capital Project Fund (non-Major Fund)

The TIF 14 Mercy Medical Center Capital Project Fund is used to account for the costs associated with the project plan for development.

Fund 0524 – TIF 15 Park Plaza/Commerce Street Capital Project Fund (non-Major Fund)

The TIF 15 Park Plaza/Commerce Street Capital Project Fund is used to account for the costs associated with the project plan for development.

Fund 0526 – TIF 16 100 Block Redevelopment Capital Project Fund (non-Major Fund)

The TIF 16 100 Block Redevelopment Capital Project Fund is used to account for the costs associated with the project plan for development.

Fund 0528 – TIF 19 NW Industrial Park Expansion Capital Project Fund (non-Major Fund)

The TIF 19 NW Industrial Park Expansion Capital Project Fund is used to account for the costs associated with the project plan for development.

Fund 0529 – TIF 8 S Aviation Industrial Park Capital Project Fund (non-Major Fund)

The TIF 8 S Aviation Industrial Park Capital Project Fund is used to account for the costs associated with the project plan for development.

Fund 0530 – TIF 17 City Center Redevelopment Capital Project Fund (non-Major Fund)

The TIF 17 City Center Redevelopment Capital Project Fund is used to account for the costs associated with the project plan for development.

Fund 0532 – TIF 18 SW Industrial Park Expansion Capital Project Fund (non-Major Fund)

The TIF 18 SW Industrial Park Expansion Capital Project Fund is used to account for the costs associated with the project plan for development.

Fund 0534 – TIF 20 South Shore Redevelopment Capital Project Fund (non-Major Fund)

The TIF 20 South Shore Redevelopment Capital Project Fund is to account for the costs associated with the project plan for development.

Fund 0536 – TIF 21 Fox River Corridor Capital Project Fund (non-Major Fund)

The TIF 21 Fox River Corridor Capital Project Fund is used to account for the costs associated with the project plan for development.

Fund 0537 – TIF 12 Division Street Redevelopment Capital Project Fund (non-Major Fund)

The TIF 12 Division Street Redevelopment Capital Project Fund is used to account for the costs associated with the project plan for development.

Fund 0539 – TIF 13 Marion Road/Pearl Avenue Capital Project Fund (non-Major Fund)

The TIF 13 Marion Road/Pearl Avenue Capital Project Fund is used to account for the costs associated with the project plan for development.

Fund 0540 – TIF 23 SW Industrial Park Expansion Capital Project Fund (non-Major Fund)

The TIF 23 SW Industrial Park Expansion Capital Project Fund is used to account for the costs associated with the project plan for development.

Fund 0580 – TIF 34 Oshkosh Corporation Headquarters Capital Project Fund (non-Major Fund)

The TIF 34 Oshkosh Corporation Headquarters Capital Project Fund is used to account for the costs associated with the project plan for development.

Fund 0581 – TIF 35 Oshkosh Avenue Corridor Capital Project Fund (non-Major Fund)

The TIF 35 Oshkosh Avenue Corridor Capital Project Fund is used to account for the costs associated with the project plan for development.

Fund 0582 – TIF 36 Merge Redevelopment Capital Project Fund (non-Major Fund)

The TIF 36 Merge Redevelopment Capital Project Fund is used to account for the costs associated with the project plan for development.

Fund 0583 – TIF 37 Aviation Plaza Center Capital Project Fund (non-Major Fund)

The TIF 37 Aviation Plaza Center Capital Project Fund is used to account for the costs associated with the project plan for development.

Fund 0584 – TIF 38 Pioneer Redevelopment Capital Project Fund (non-Major Fund)

The TIF 38 Pioneer Redevelopment Capital Project Fund is used to account for the costs associated with the project plan for development.

Fund 0585 – TIF 39 Cabrini School Redevelopment Capital Project Fund (non-Major Fund)

The TIF 39 Cabrini School Redevelopment Capital Project Fund is used to account for the costs associated with the project plan for development.

Fund 0586 – TIF 40 Miles Kimball Redevelopment Capital Project Fund (non-Major Fund)

The TIF 40 Miles Kimball Redevelopment Capital Project Fund is used to account for the costs associated with the project plan for development.

Fund 0587 – TIF 41 Smith School Redevelopment Capital Project Fund (non-Major Fund)

The TIF 41 Smith School Redevelopment Capital Project Fund is used to account for the costs associated with the project plan for development

Fund 0588 – TIF 42 Morgan Crossing Phase II Capital Project Fund (non-Major Fund)

The TIF 42 Morgan Crossing Phase II is used to account for the costs associated with the project plan for development

Fund 0589 – TIF 43 Mill on Main Ph 1, LLC Capital Project Fund (non-Major Fund)

The TIF 43 Mill on Main Ph 1, LLC is used to account for the costs associated with the project plan for development

Debt Service Fund

Fund 0401 – Debt Service Fund (Major Fund)

The Debt Service Fund is used to account for the accumulation of resources for the payment of general long term debt principal, interest, and related costs. This fund is considered a major fund.

Proprietary Fund Type

Proprietary Fund Type is subdivided into two sections: Enterprise Funds and Internal Service Funds.

- Enterprise Funds: Account for the operations that are financed and operated in a manner similar to private business, where the intent of the governing body is that the cost (expenses, including depreciation) of providing goods or services to the general public on a continuing basis be financed or recovered primarily through user charges, or where the governing body has decided that periodic determination of revenues earned, expenses incurred, and/or net income is appropriate for capital maintenance, public policy, management control, accountability or other purposes.
- Internal Service Funds: Account for the financing of goods or services provided by one department or agency to other departments or agencies of the city or to other governments on a cost reimbursement basis.

Enterprise Funds

Fund 0509 – Parking Utility Fund (non-Major Fund)

The Parking Utility Fund is used to account for revenues derived from permits and other revenues attributable to parking. The revenues are used to defray administrative and operational costs related to parking operations and to acquire, landscape, beautify, and construct parking lots and structures.

Fund 0511 – Transit Utility Fund (Major Fund)

The Transit Utility Fund is used to segregate revenues and expenditures of the Transit System for the purpose of determining adequate user fees, giving consideration to additional funding from the Federal, State, and City governments.

Fund 0515 – Industrial Park Land Enterprise Fund (non-Major Fund)

The Industrial Park Land Enterprise Fund is used to account for the acquisition of land for Industrial and Business Parks. Funding is obtained from sales from other City industrial and business sites.

Fund 0541 – Water Utility Fund (Major Fund)

The Water Utility Fund is used to account for all activities necessary to provide water services to residents of the city and outlying areas. Fund activities include administration, billing and collection, operations, maintenance, financing, and related debt service.

Fund 0551 – Sewer Utility Fund (Major Fund)

The Sewer Utility Fund is used to account for segregated costs associated with the Wastewater System in order to establish fair and equitable sewer service rates; provide service to residential, municipal, and commercial customers; and bill customers on either a monthly or quarterly basis.

Fund 0561 – Stormwater Utility Fund (Major Fund)

The Storm Utility Fund is used to account for the costs associated with improvements to manage storm water through flood control projects and water quality improvements as required through the WI DNR.

Fund 0571-0720 – Weights and Measures Fund (non-Major Fund)

The Weights and Measures Fund is used to account for the activities associated with providing weights and measures programming which includes monitoring devices and education.

Fund 0571-0750 – Inspection Services Fund (non-Major Fund)

The Inspection Services Fund is used to account for inspection services. Funding is obtained through the issuance of permits and collection of fees along with other miscellaneous revenue.

Internal Service Funds

Fund 0601 – Health Insurance Fund (non-Major Fund)

The Health Insurance Fund is an Internal Service Fund established to account for the risk management program established for health insurance. The fund also accounts for the City portion of costs associated with the shared health clinic and wellness center.

Fund 0603 –Workers Compensation Fund (non-Major Fund)

The Workers Compensation Fund is an Internal Service Fund established to account for worker's compensation payments made by the city since it became self-insured for worker's compensation. All departments are charged similarly as they would be if the city was insured by an outside entity.

Fund 0609 – Field Operations (non-Major Fund)

The Central Garage Fund is an Internal Service Fund used to account for support services provided to meet the operational requirements of the Department of Public Works and other City Departments. An internal service fund is a fund used in governmental accounting to track goods or services shifted between departments on a cost reimbursement basis

Fiduciary Funds

Fiduciary funds are used to account for resources that a government holds as a trustee or agent on behalf of an outside party that cannot be used to support the government's own programs.

Investment/Private-Purpose Trust Fund

Fund 0707 – Trust Fund (non-Major Fund)

The Trust Fund is used to account for private-purpose trust funds which have been donated to the City for specific purposes and investment trust funds are used to report the external portion of investment pools held in a qualifying trust.

Fund 0901 – Redevelopment Authority Fund (Component Unit)

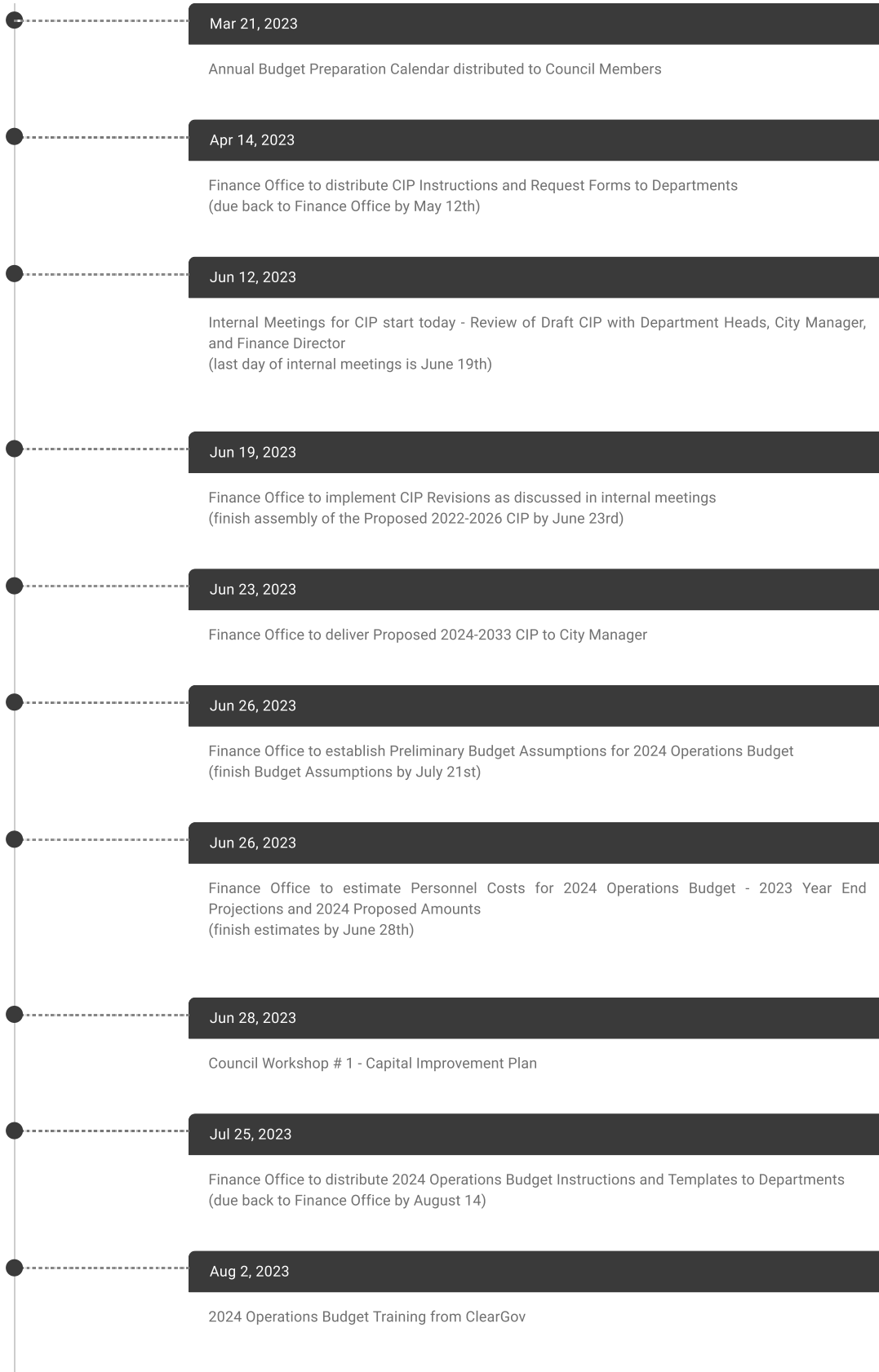
The Redevelopment Authority was created in 2003 to account for the emphasis and focus on the redevelopment and revitalization of the central city, downtown, and the riverfront. The Redevelopment Authority is a separate legal authority from the City and is reported as a Component Unit in the City's Annual Financial Report.

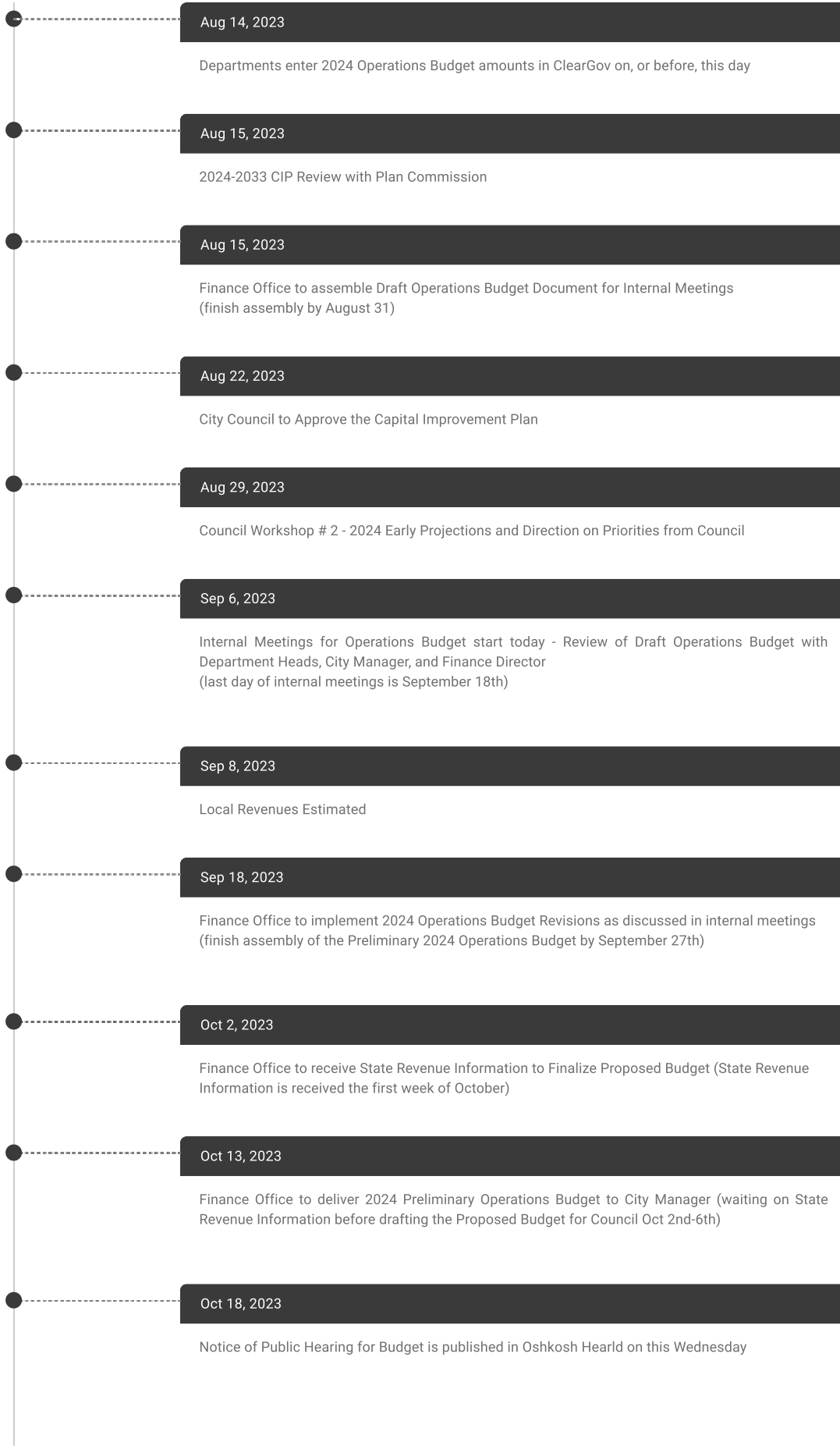
Relationship between Budgeting and Accounting

This budget is adopted on a basis consistent with GAAP (Generally Accepted Accounting Principles), except for certain items that are adjusted on the city's accounting system at fiscal year-end. During the year the city's accounting system reflects changes in the budget approved by the Common Council, typically an increase in estimated revenue and appropriation upon notification of grants or gifts. Department heads monitor budget to actual expenses via accounting system reports on a monthly basis.

The major differences between this adopted budget and GAAP for governmental funds are: a) certain revenues and expenditures, (e.g., compensated absences) not recognized for budgetary purposes are accrued (GAAP); b) supply inventory and self-insurance contributions are recognized as expenditures for budgetary purposes only. Proprietary Fund differences consist of the following: a) certain items, e.g., principal expenses and capital outlay, are recorded as expenditures for budgetary purposes as opposed to adjustments of the appropriate balance sheet accounts (GAAP); b) depreciation is recorded as an expense (GAAP) and not recognized for budgetary purposes.

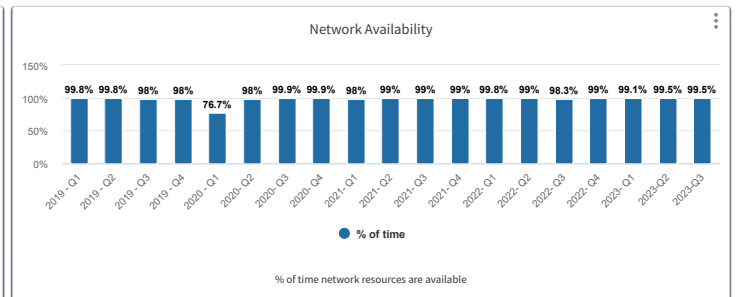
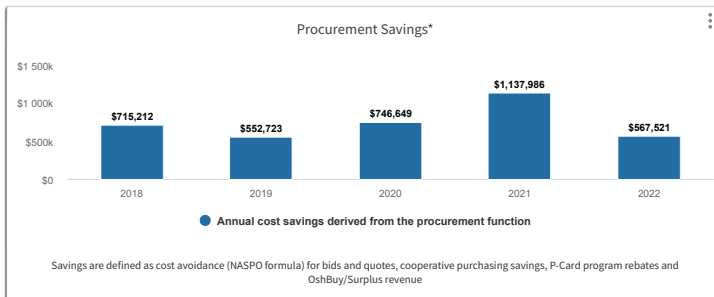
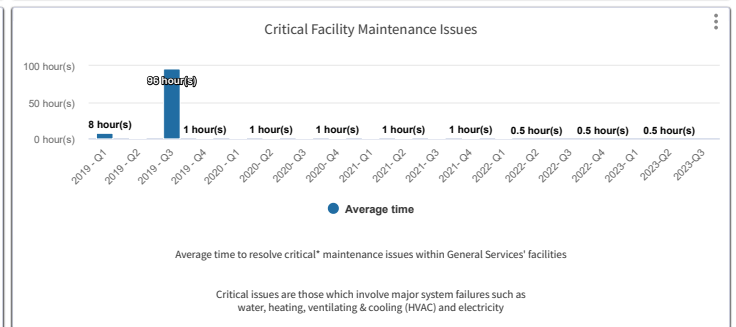
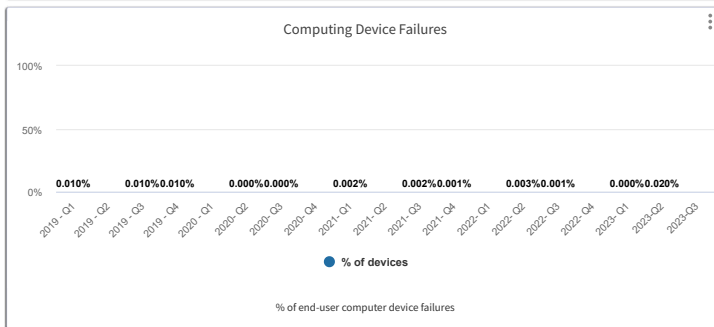
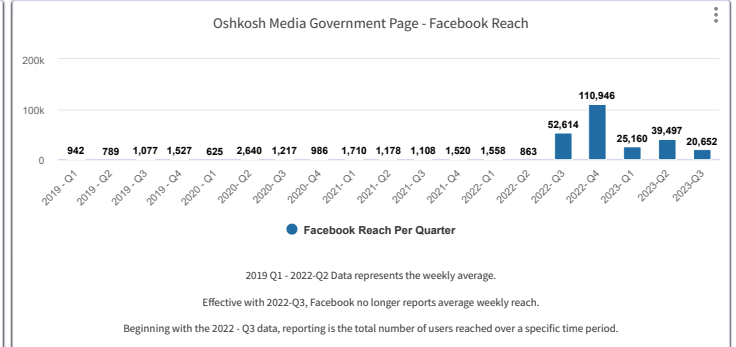
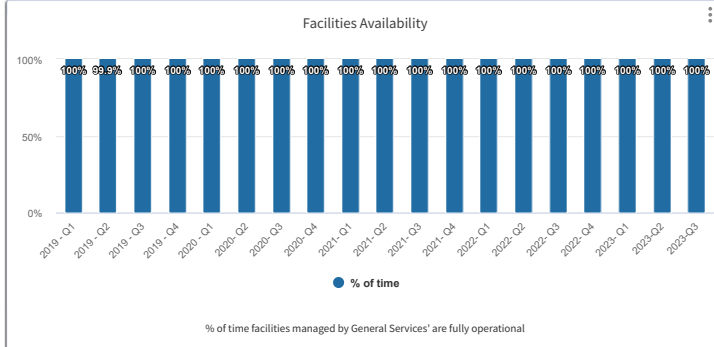
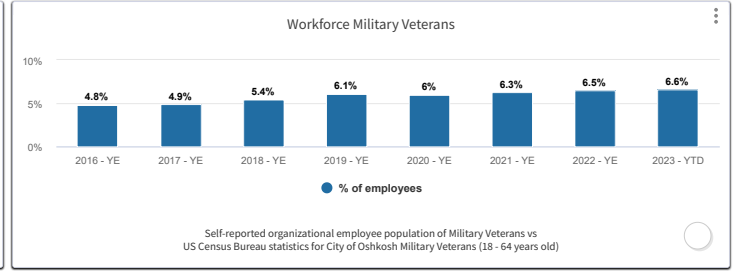
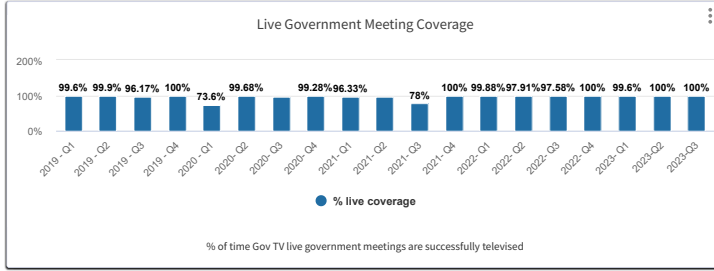
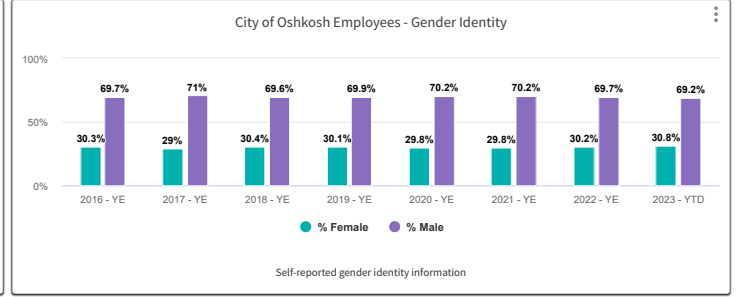
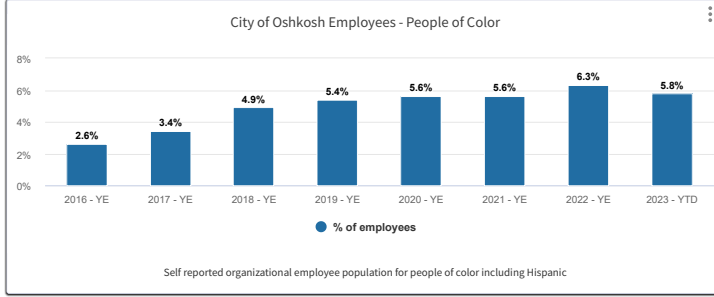
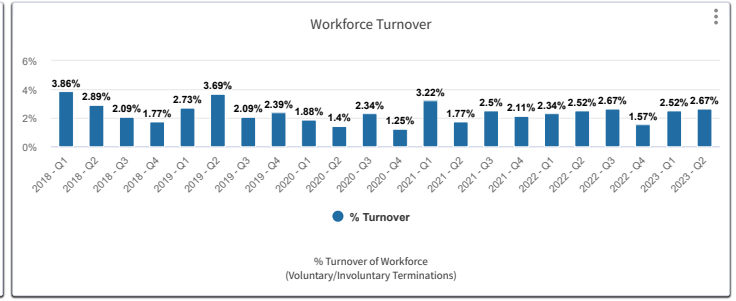
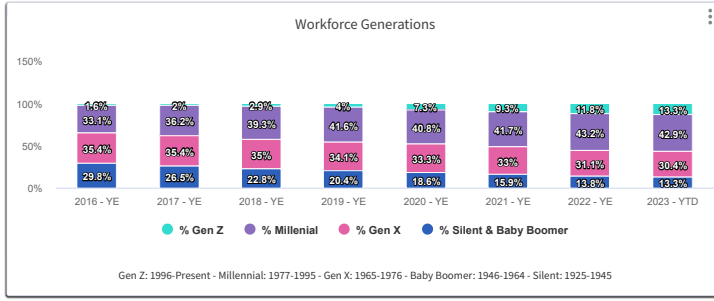
Budget Timeline

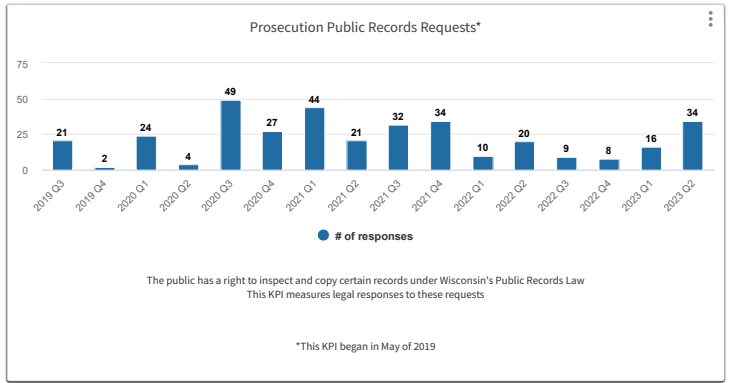
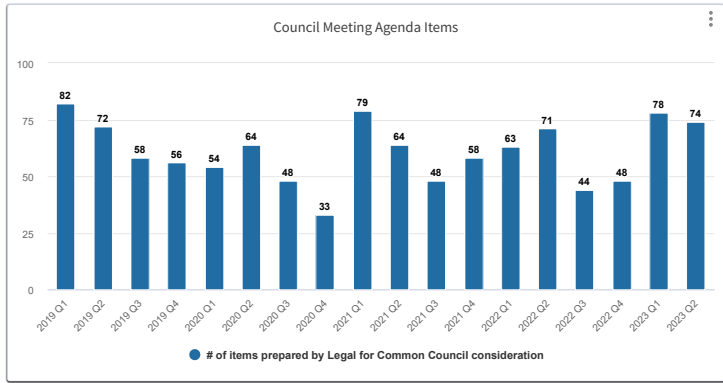
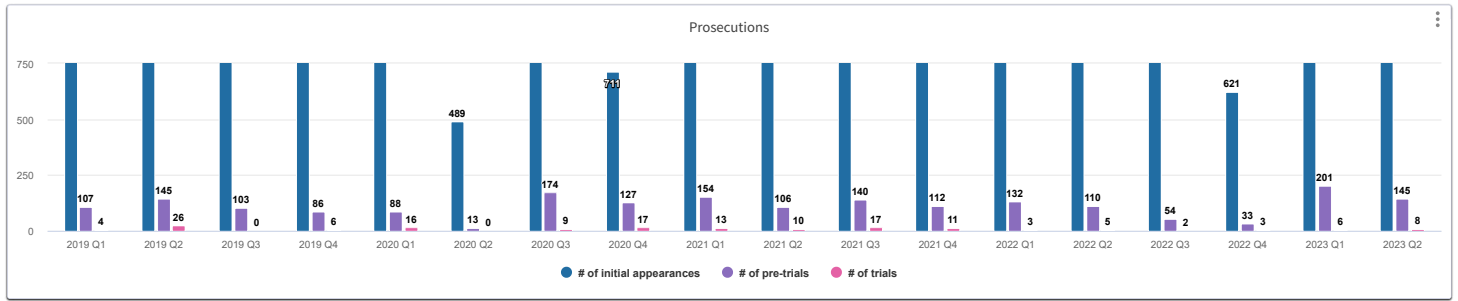


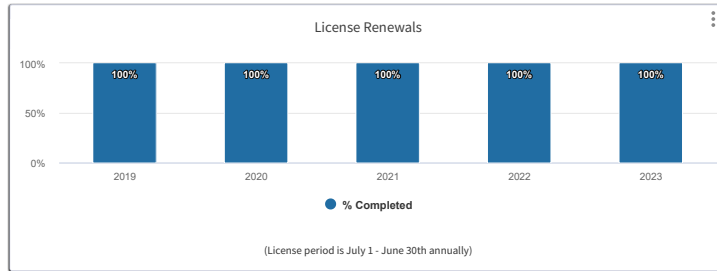
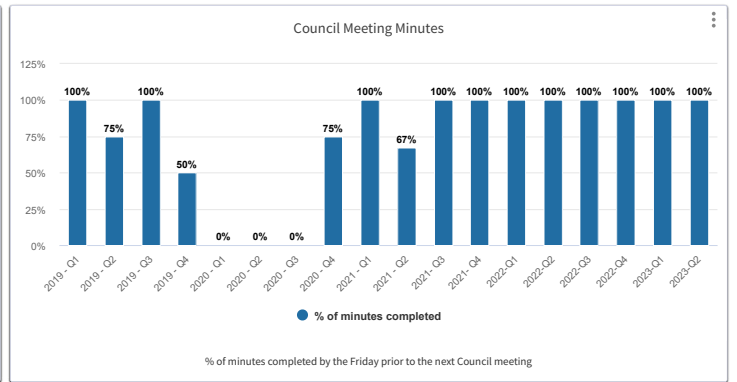

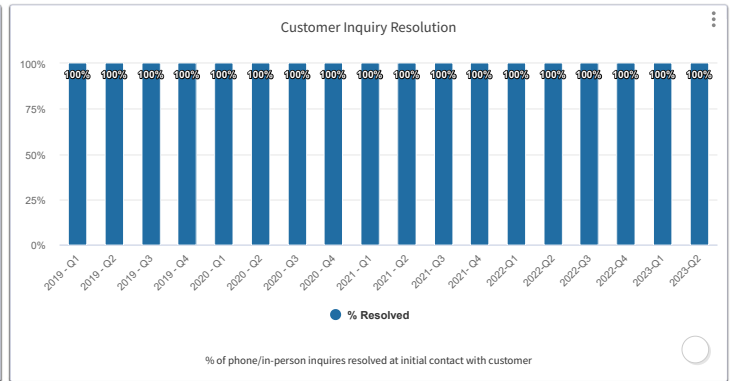
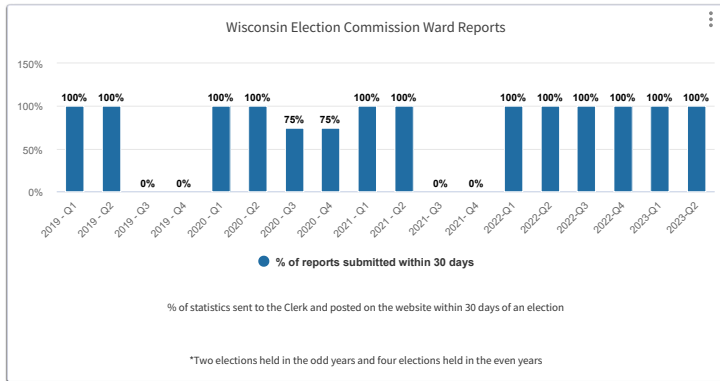



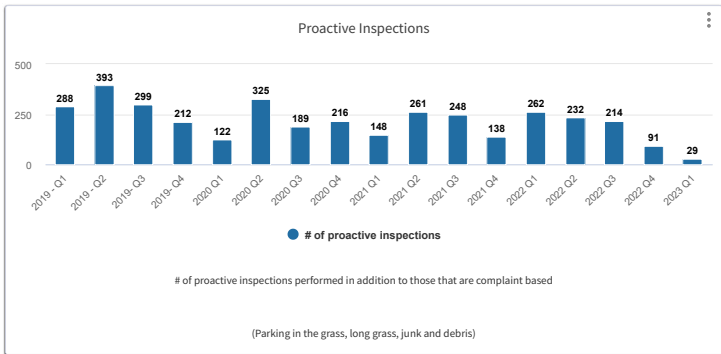
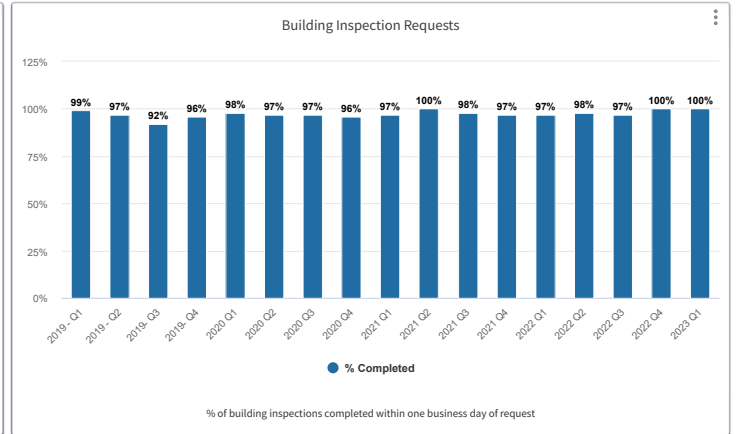
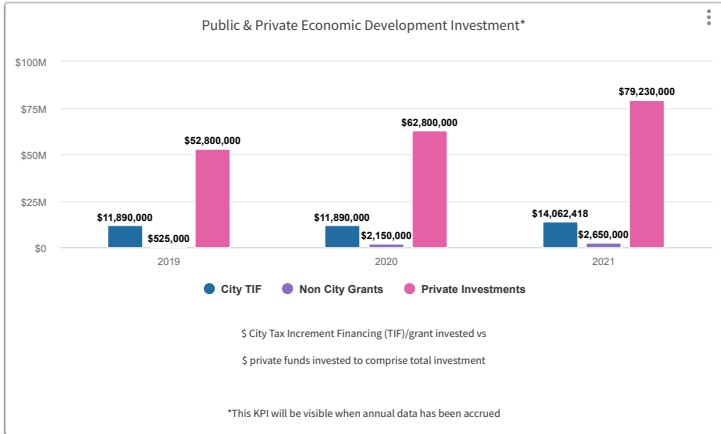
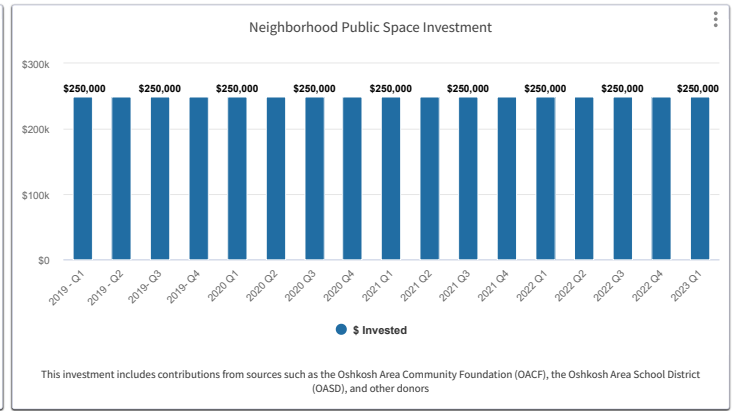
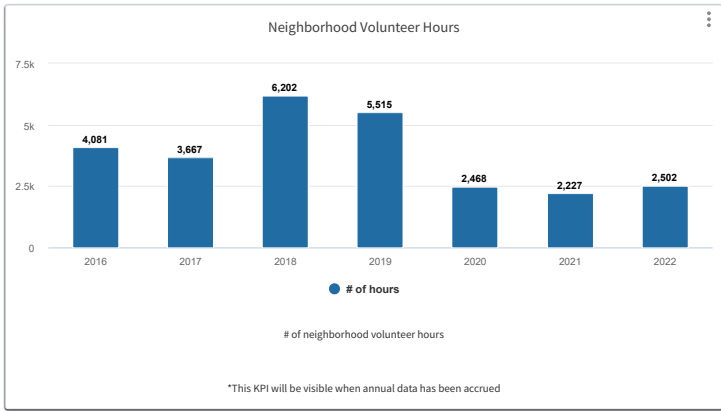


Administrative Services

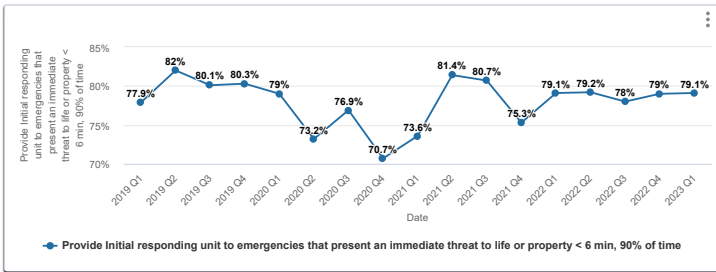
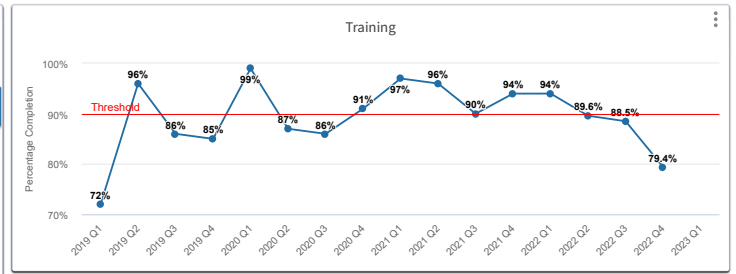
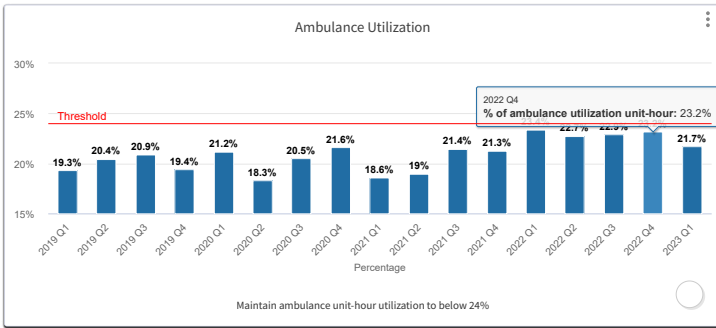




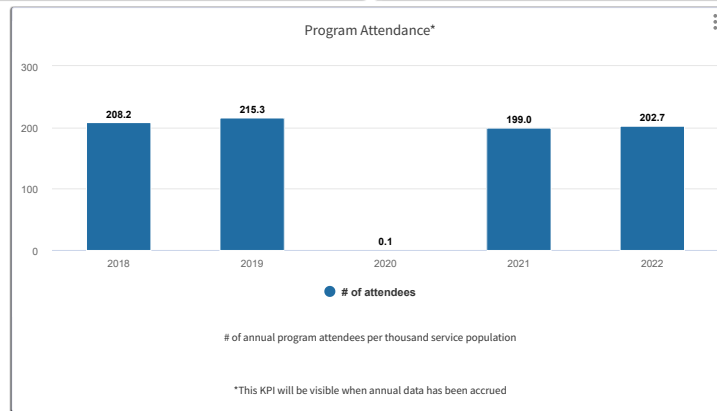
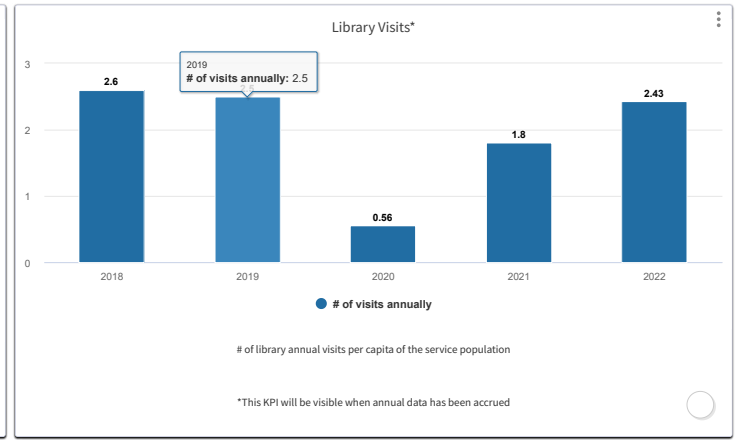
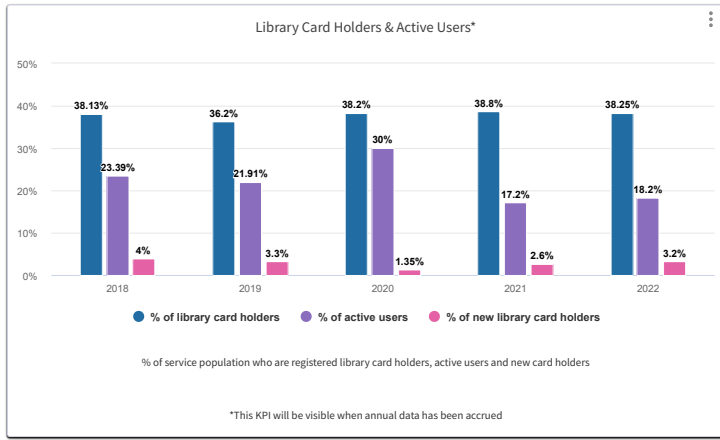




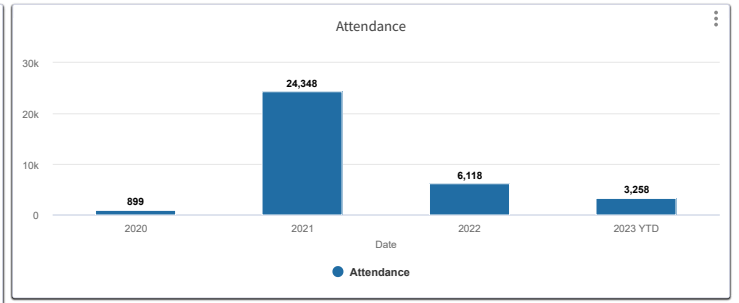
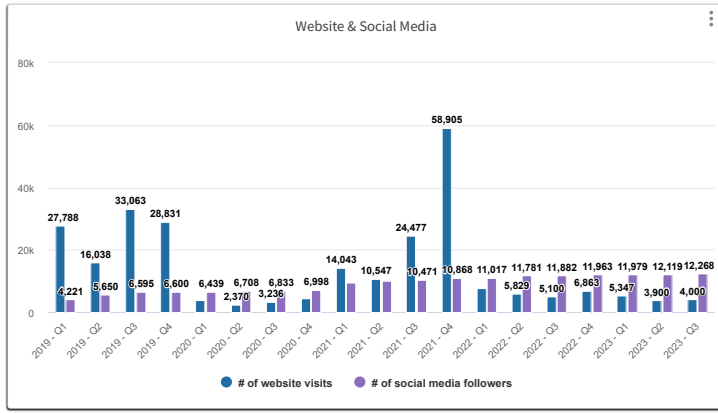
Fire Department

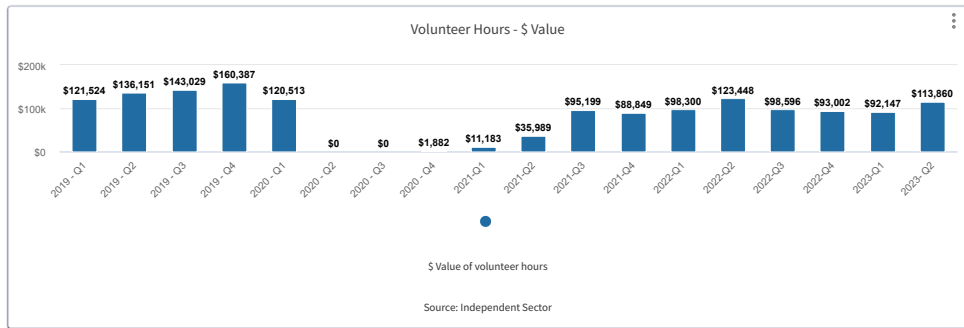
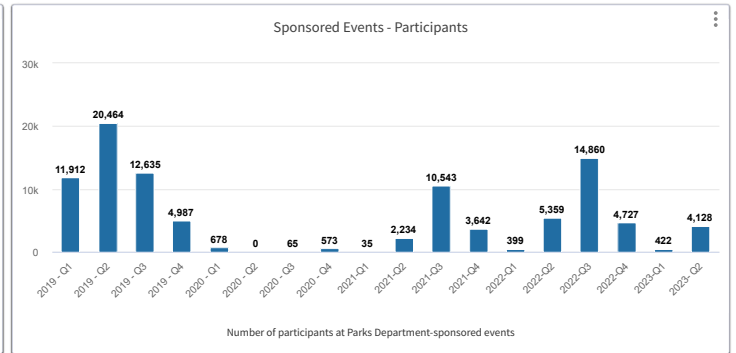
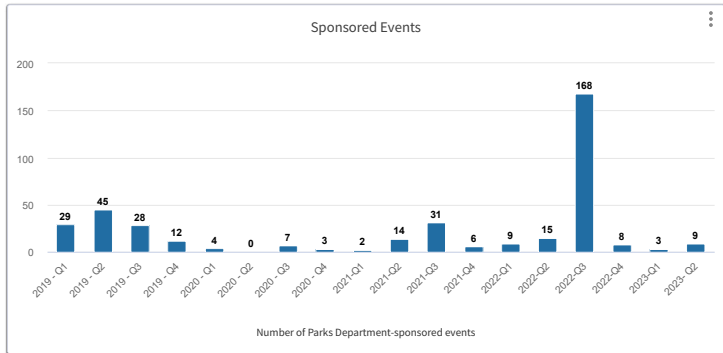
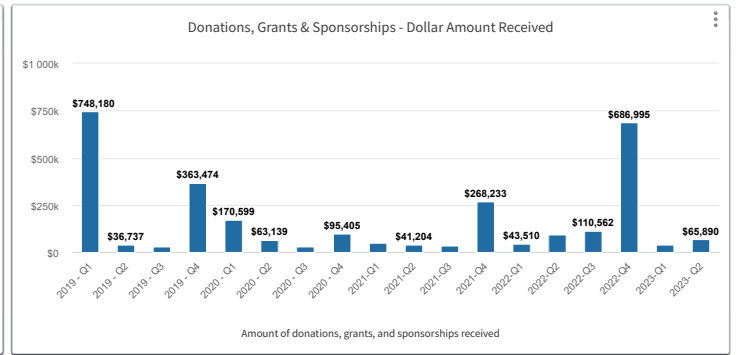
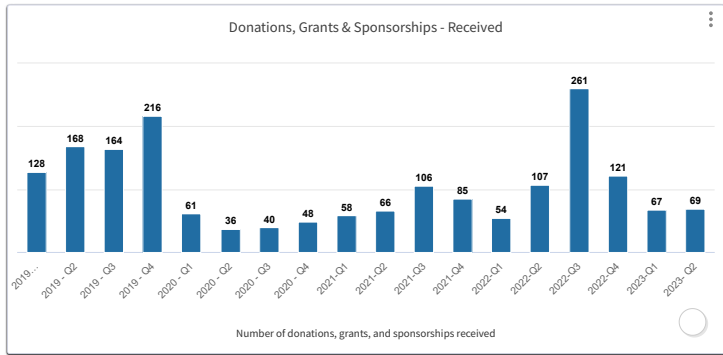


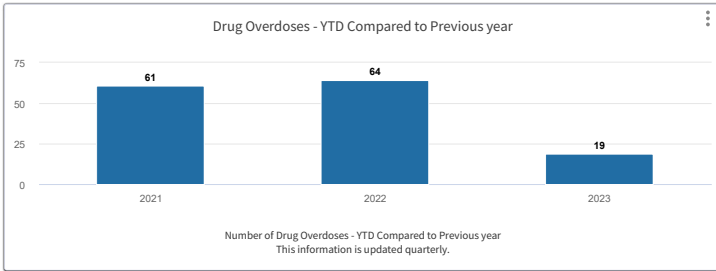
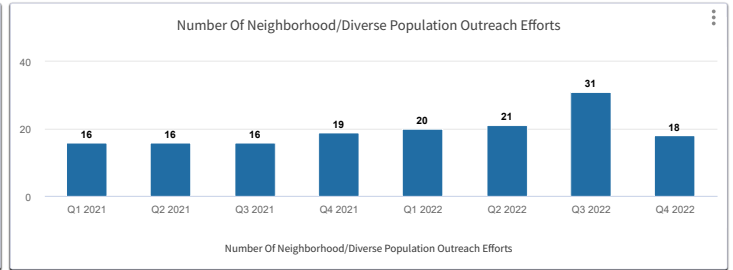
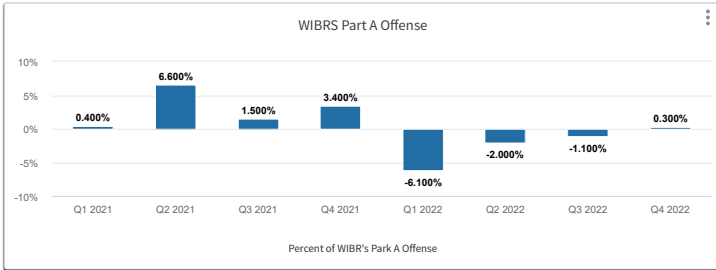
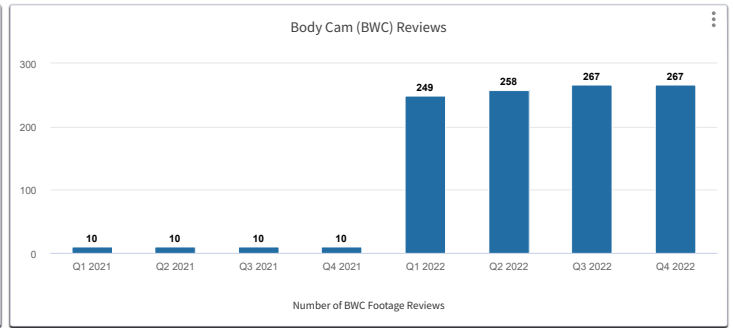
Library

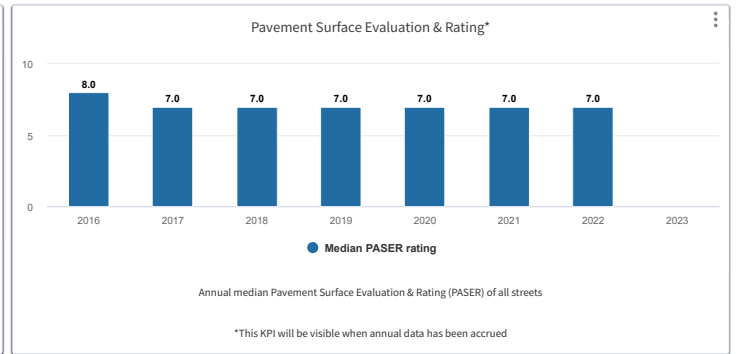
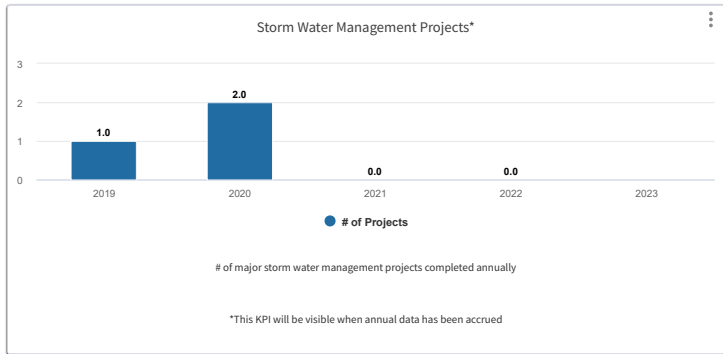
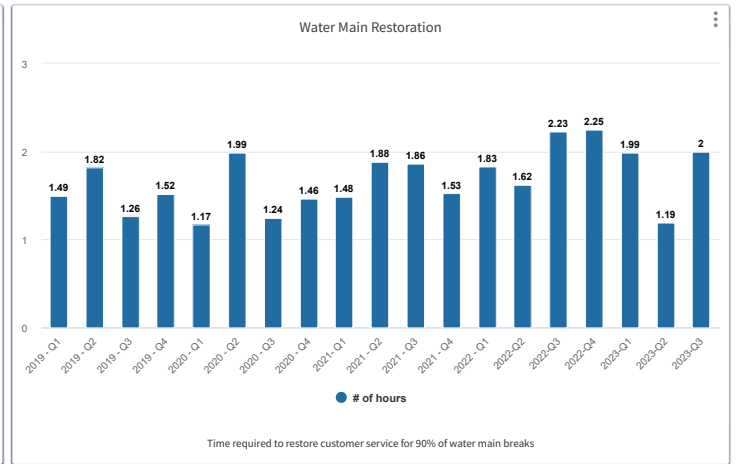
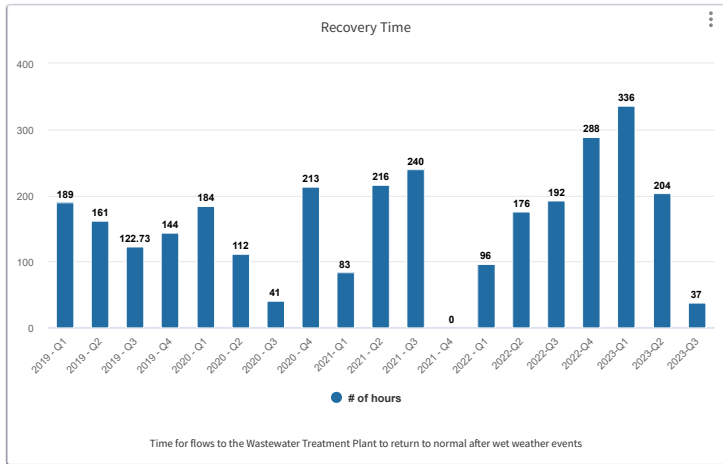


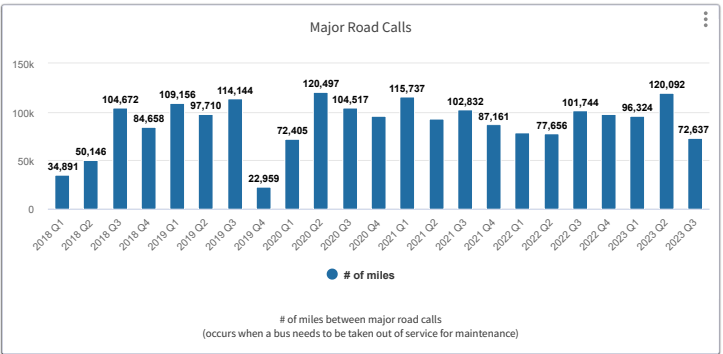
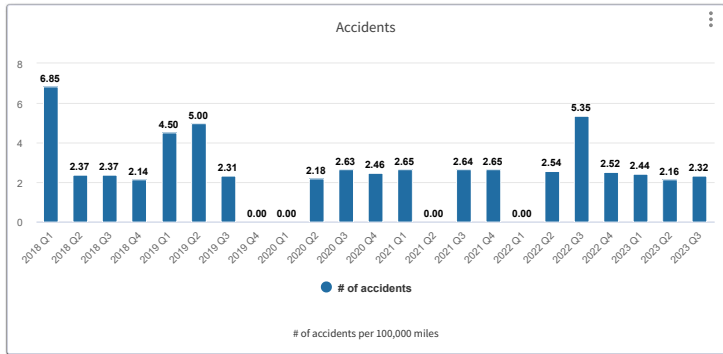
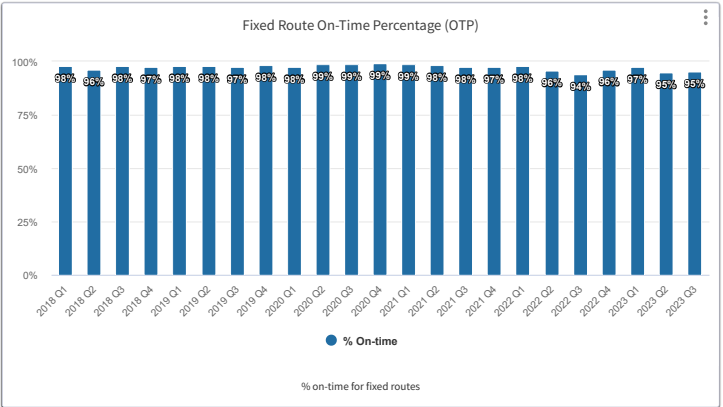
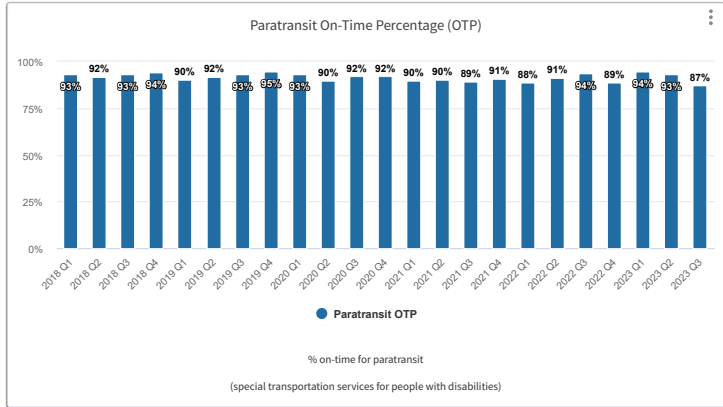
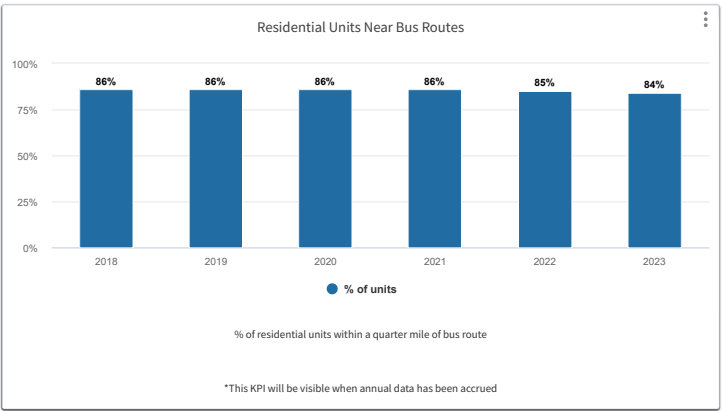
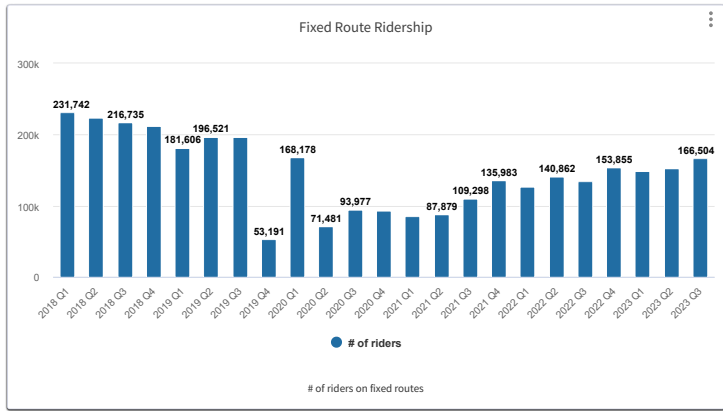
Museum

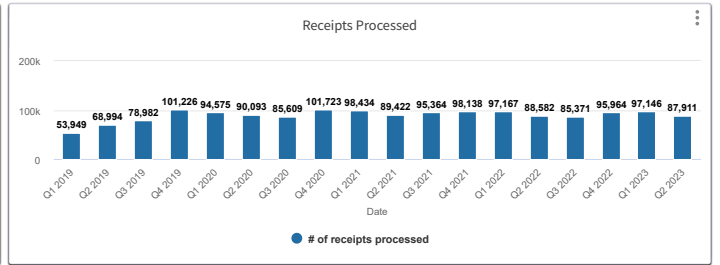
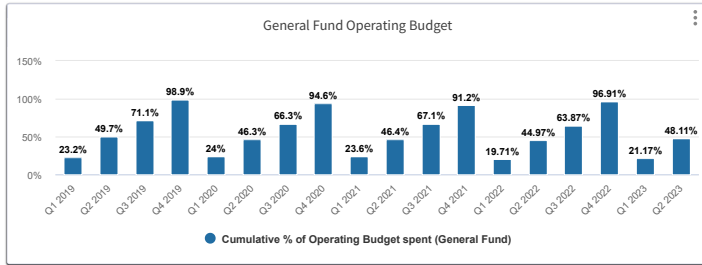
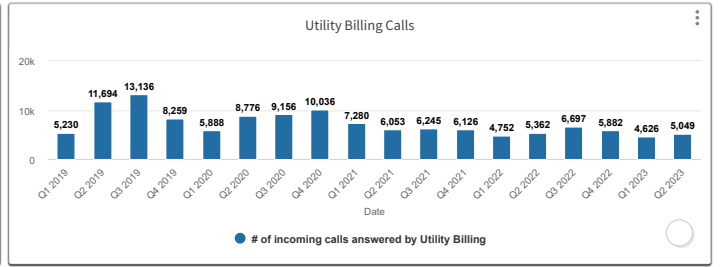
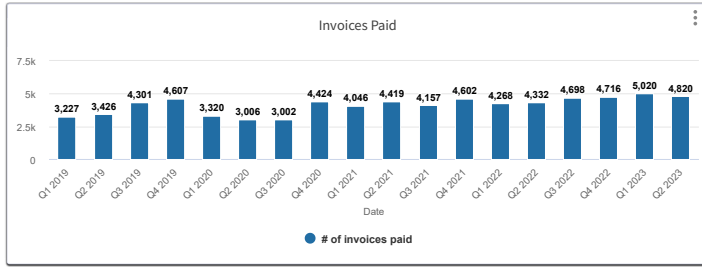












City of Oshkosh

Diversity Equity and Inclusion (DEI) Metrics

Please click [HERE](#) to view the current dashboard from our website.

City-wide Metrics:

1. People of Color – Measure % of Permanent Employees of Color in the workforce
2. Gender - Measure % of Permanent Employee by Gender in the workforce (city-wide and by department)
3. Public Access to City Facilities – Measured by progress on the City Americans with Disabilities Act (ADA) Facilities plan (city-wide and by department)
4. Citizen Survey – Perception regarding “The City of Oshkosh as a Welcoming Inclusive Community / Feeling Part of the Community”
5. Citizen Survey – Perception regarding “The City of Oshkosh as a Place Accepting of Diversity” (with added objective of survey respondent profile to be more consistent with overall population)
6. Annual MEI (Municipal Equity Index) score (0-100), measuring LGBTQ+ initiatives, with an objective of increasing score annually

Departmental Metrics:

Administrative Departments

1. People of Color – Measure % of Permanent Employees of Color in the workforce
2. Gender - Measure % of Permanent Employee by Gender in the workforce
3. Public Access to City Facilities – Measured by progress on the City ADA Facilities plan
4. Recruitment – Measure % of minimally qualified applicants by race, ethnicity and gender
5. Diversify Marketing Materials (HR and Media) – Ensure representation of different racial/ethnic backgrounds, genders and abilities in newly created marketing materials, City webpages and social media by comparing visuals to City of Oshkosh demographics

Community Development Department

1. People of Color – Measure % of Permanent Employees of Color in the workforce
2. Gender - Measure % of Permanent Employee by Gender in the workforce

3. Low to Moderate Income (LMI) – Measure % of Community Development Block Grant (CDBG) funds annually allocated to non-profit groups to benefit LMI residents
4. Healthy Neighborhoods – Measure % of owner occupied rehab program funds benefitting LMI residents
5. Code Compliance Maintenance Program – Measure utilization of Code Compliance Maintenance program to LMI residents

Culture and Recreation Departments

1. People of Color – Measure % of Permanent Employees of Color in the workforce
2. Gender - Measure % of Permanent Employee by Gender in the workforce
3. Accessibility - Public Access to City Facilities – measured by progress on the City ADA Facilities plan
4. Diversity Marketing Materials (Museum/Parks/Library) - Ensure representation of different racial/ethnic backgrounds, genders and abilities in newly created marketing materials, City webpages and social media by comparing visuals to City of Oshkosh demographics
5. Cultural Awareness (Museum) – Measure enrichment/education programs held annually specifically highlighting diverse cultures and individuals
6. Community Partnerships Collaboration (Parks) - Collaborate with community partners to distribute 100% of available funding in the Pollock Community Water Park financial assistance program.
7. New Collections, Services and Programs (Library) – Conduct Diversity, Equity and Inclusion exercise as part of the planning process for two new collections, services or programs.

Fire Department

1. People of Color – Measure % of Permanent Employees of Color in the workforce
2. Gender - Measure % of Permanent Employee by Gender in the workforce
3. Accessibility - Public Access to City Facilities – measured by progress on the City ADA Facilities plan
4. Outreach – Measure outreach to diverse organizations
5. Outreach – Measure outreach events focused on assistance to the aging

Police Department

1. People of Color – Measure % of Permanent Employees of Color in the workforce

2. Gender - Measure % of Permanent Employee by Gender in the workforce
3. Accessibility - Public Access to City Facilities – measured by progress on the City ADA Facilities plan
4. Body Camera Reviews – Measure # of quarterly audits of body camera videos by supervisors
5. Community Outreach – Measure # of Team Policing events each quarter (Goal = 25)
6. Fair and Impartial Policing Training – Measure % of officers and staff receiving annual training on fair and impartial policing in accordance with Commission on Accreditation for Law Enforcement Agencies (CALEA) and Wisconsin Law Enforcement Accreditation Group (WILEAG) standards

Public Works Department

1. People of Color – Measure % of Permanent Employees of Color in the workforce
2. Gender - Measure % of Permanent Employee by Gender in the workforce
3. Equitable Street Maintenance – Median Pavement Surface Evaluation and Rating (PASER) of City streets by North, South and West regions
4. Sidewalk Rehabilitation Program – Evaluate the condition of the public sidewalk and curb ramps for compliance with the ADA and repair section not in compliance

Transportation Department

1. People of Color – Measure % of Permanent Employees of Color in the workforce
2. Gender - Measure % of Permanent Employee by Gender in the workforce
3. Accessibility - Public Access to City Facilities – measured by progress on the City ADA Facilities plan
4. Accessibility – Measure % of dwelling units within a ¼ mile of a bus stop
5. Accessibility – Measure % of on-time for fixed route
6. Accessibility – Measure % of on-time for paratransit
7. Disadvantaged Business Enterprise (DBE) – Measure % of transit funding spent on DBE companies

City of Oshkosh
Tax Levy
2024 Proposed Budget

Taxing Fund	Actual 2020	Actual 2021	Actual 2022	Adopted Budget 2023	Proposed 2024	Change from 2023 Budget	Chg %
General Fund	\$ 19,945,900	\$ 21,874,500	\$ 22,223,400	\$ 23,435,500	\$ 24,020,000	\$ 584,500	2.49%
Special Revenue Funds							
Garbage Collection & Disposal	1,350,300	1,460,400	1,460,400	1,560,000	1,730,000	\$ 170,000	10.90%
Street Lighting	1,075,000	1,075,000	1,025,000	1,025,000	1,060,300	\$ 35,300	3.44%
Museum	970,000	970,000	970,000	970,000	1,029,100	\$ 59,100	6.09%
Senior Services	327,400	327,400	353,500	353,500	393,000	\$ 39,500	11.17%
Library	2,772,700	2,772,700	2,792,700	2,792,700	2,876,500	\$ 83,800	3.00%
Cemetery	300,000	300,000	321,000	318,900	328,500	\$ 9,600	3.01%
Leach Amphitheater	14,000	14,000	23,000	23,000	23,000	\$ -	0.00%
Pollock Water Park	64,000	64,000	64,000	64,000	100,000	\$ 36,000	56.25%
Rental Inspections	25,000	25,000	16,500	12,800	\$ -	\$ (12,800)	-100.00%
Capital Improvement Funds							
Equipment Fund	1,011,000	1,100,000	1,100,000	1,088,200	1,205,500	\$ 117,300	10.78%
Debt Service Fund	12,070,600	11,160,200	12,733,500	13,277,100	13,897,400	\$ 620,300	4.67%
Enterprise Funds							
Grand Opera House	2,000	-	-	-	36,900	\$ 36,900	100.00%
GO Transit	809,500	809,500	809,500	809,500	856,600	\$ 47,100	5.82%
Agency Funds	-	-	-	-	-	\$ -	-
Total City Tax Levy	<u>\$ 40,737,400</u>	<u>\$ 41,952,700</u>	<u>\$ 43,892,500</u>	<u>\$ 45,730,200</u>	<u>\$ 47,556,800</u>	<u>\$ 1,826,600</u>	<u>3.99%</u>
Change from previous year	1,335,800	1,215,300	1,939,800	1,837,700	1,826,600	1,826,600	
% Change from previous year	3.39%	2.98%	4.62%	4.19%	3.99%	3.99%	

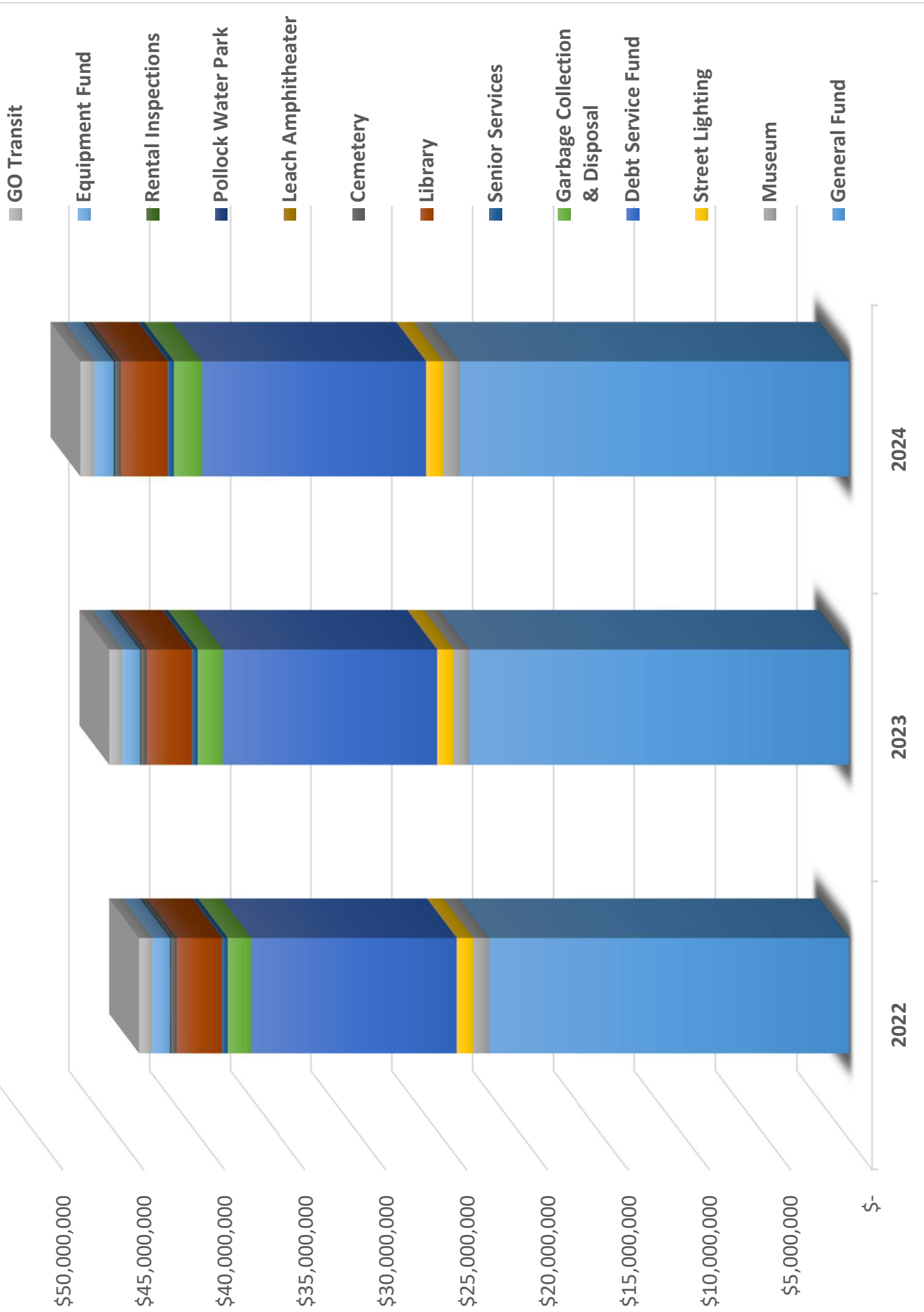
	Actual 2020	Actual 2021	Actual 2022	Adopted Budget 2023	Proposed 2024	Change from 2023 Budget	Chg %
Assessed Valuation (TID out)	\$ 3,736,456,215	\$ 3,765,514,547	\$ 3,781,149,648	\$ 3,773,745,419	\$ 3,803,656,300	\$ 29,910,881	0.79%
Assessed Tax Rate	10.9027	11.1413	11.6082	12.1180	12.5029	\$ 0.38	3.32%
Equalized Valuation (TID out)	4,034,863,400	4,233,828,800	4,562,703,200	5,032,490,100	5,464,247,100	\$ 431,757,000	9.46%
Equalized Tax Rate	10.0964	9.9089	9.6198	9.0870	8.7033	\$ (0.38)	-3.99%
Fair Market Ratio	92.60%	88.94%	82.87%	74.99%	69.61%		

Lottery Credit	\$ 151.94	\$ 151.94	\$ 151.94	\$ 262.22	\$ 262.22	-	0.00%
Average Residence	150,000	150,000	150,000	150,000	150,000		
Average tax bill	1,635.40	1,671.19	1,741.24	1,817.70	1,875.44	57.74	3.64%
Change from previous year	48.08	35.79	70.04	76.46	57.74	57.74	

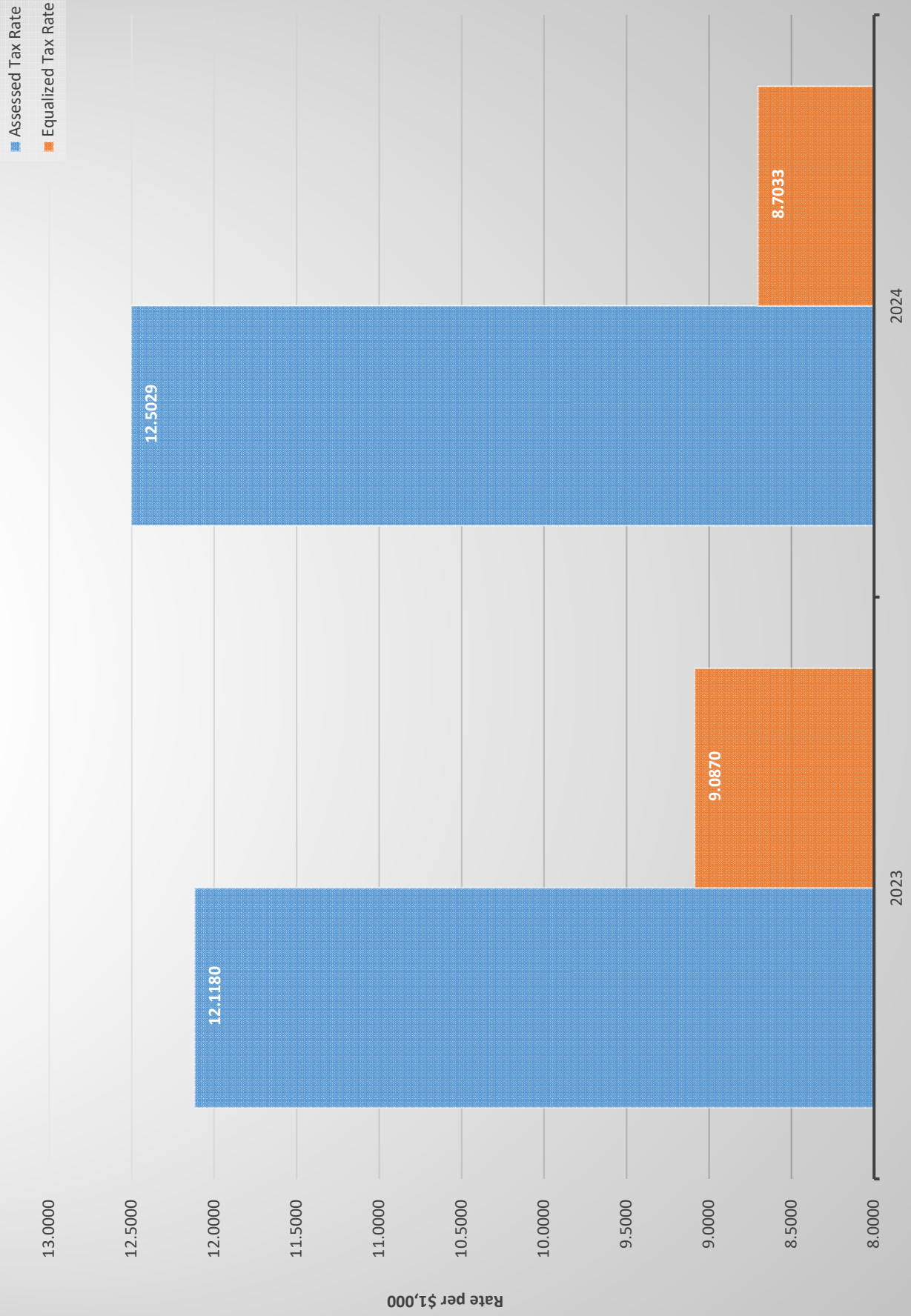
Valuation Trend



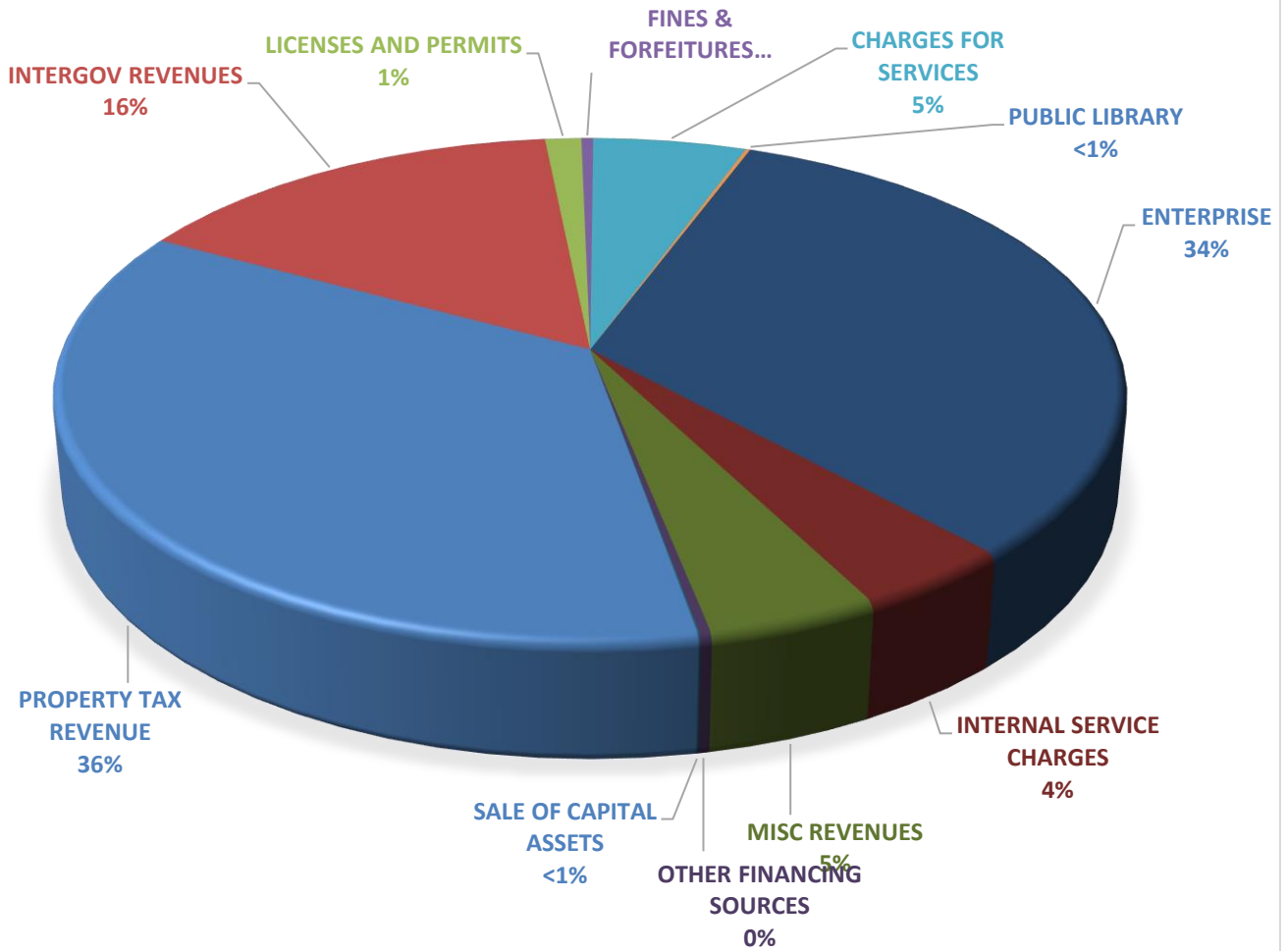
Tax Levy By Fund



Assessed and Equalized Tax Rate Trends



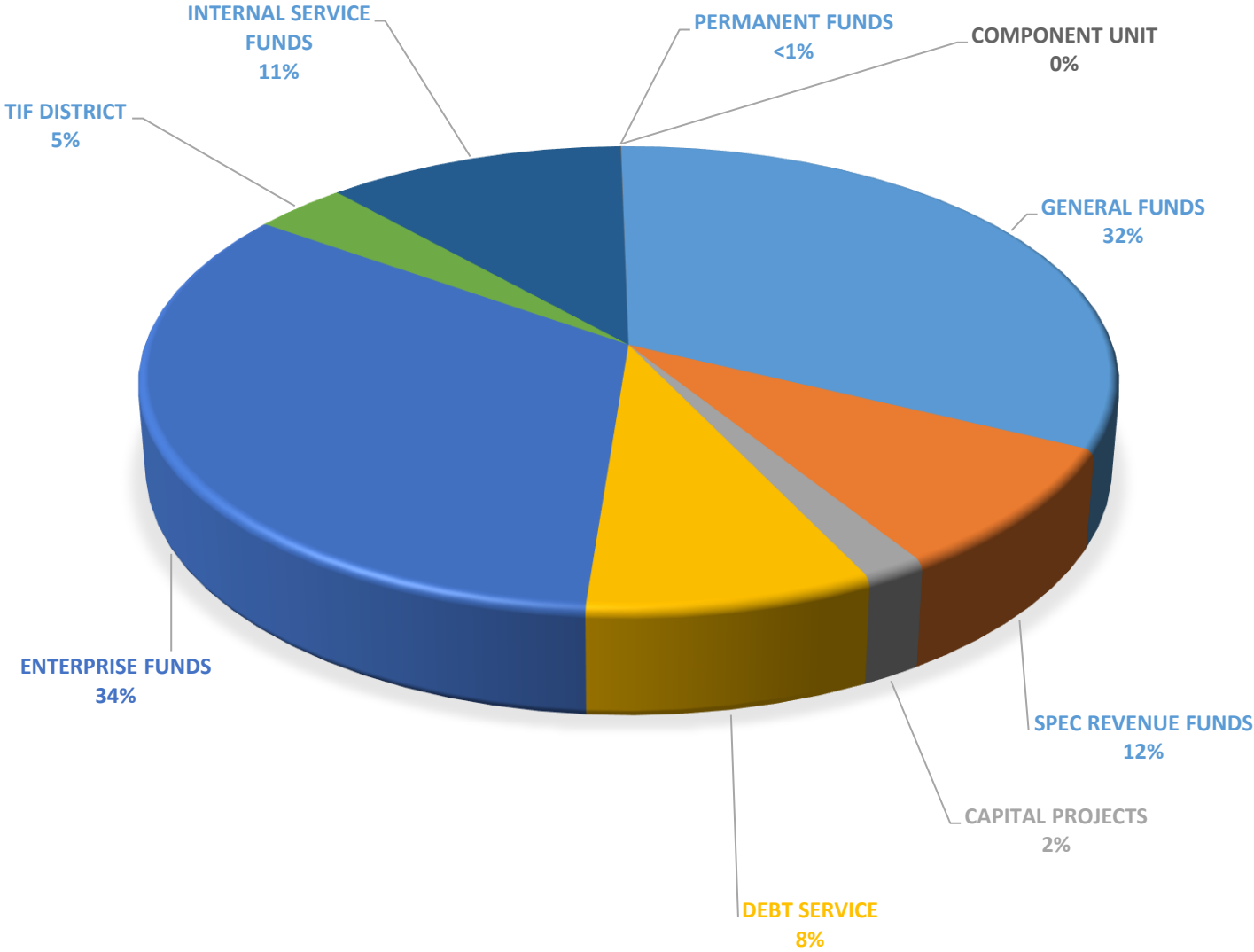
SOURCES OF ALL FUNDS



ALL FUNDS

PROPERTY TAX REVENUE	60,597,210
INTERGOV REVENUES	26,245,346
LICENSES AND PERMITS	2,166,200
FINES & FORFEITURES	709,600
CHARGES FOR SERVICES	9,199,400
PUBLIC LIBRARY	244,500
ENTERPRISE	55,149,000
INTERNAL SERVICE CHARGES	7,105,957
MISC REVENUES	7,642,100
OTHER FINANCING SOURCES	508,720
SALE OF CAPITAL ASSETS	75,800
	\$ 169,643,833

USES OF ALL FUNDS



ALL FUNDS

GENERAL FUNDS	56,560,273
SPEC REVENUE FUNDS	15,408,350
CAPITAL PROJECTS	3,159,083
DEBT SERVICE	14,647,400
ENTERPRISE FUNDS	58,493,759
TIF DISTRICT	6,211,075
INTERNAL SERVICE FUNDS	19,781,223
PERMANENT FUNDS	-
COMPONENT UNIT	50,200
	\$ 174,311,363

**ANALYSIS OF GENERAL FUND BALANCES
November 2023**

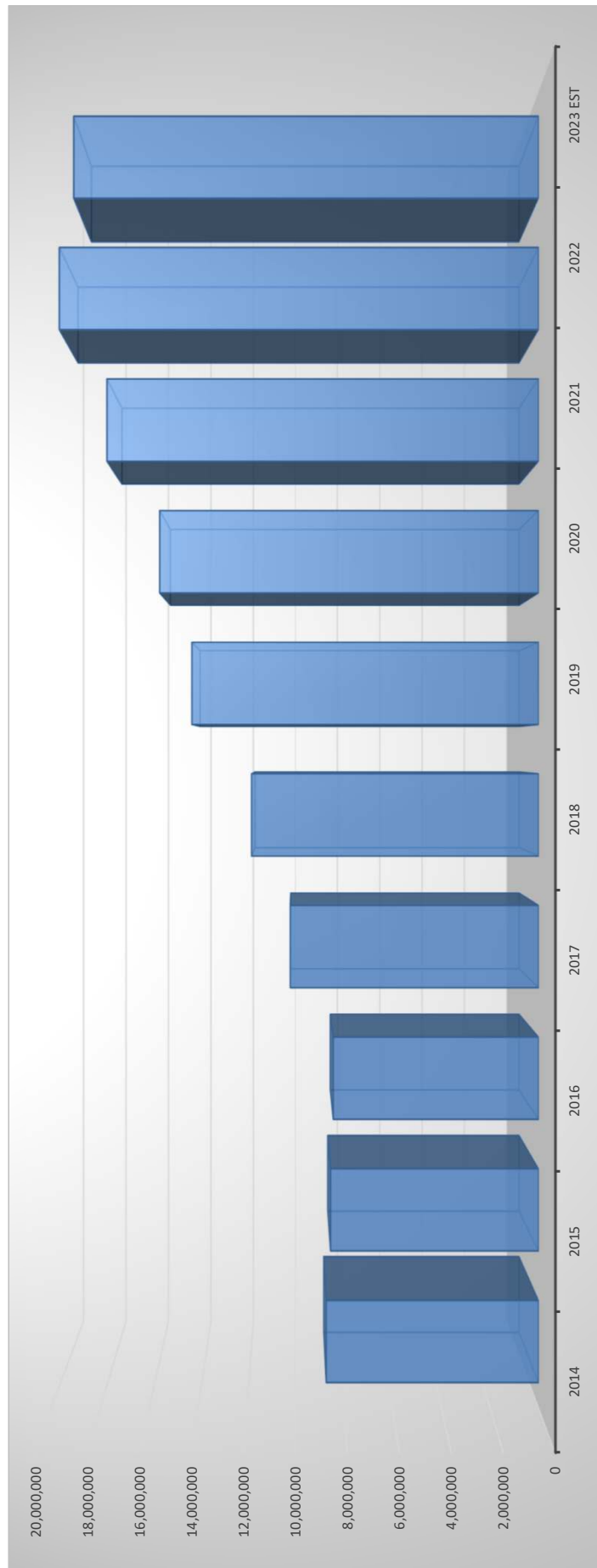
12/31/2011	Unassigned Fund Balance		\$8,520,110
12/31/2012	Unassigned Fund Balance		\$8,820,436
12/31/2013	Unassigned Fund Balance		\$8,262,154
12/31/2014	Unassigned Fund Balance		\$8,718,504
12/31/2015	Unassigned Fund Balance		\$8,540,125
12/31/2016	Unassigned Fund Balance		\$8,427,707
12/31/2017	Unassigned Fund Balance		\$10,230,445
12/31/2018	Unassigned Fund Balance		\$11,817,119
12/31/2019	Unassigned Fund Balance		\$14,256,427
12/31/2020	Unassigned Fund Balance		\$15,577,491
12/31/2021	Unassigned Fund Balance		\$17,734,651

12/31/2022	Total Fund Balance	\$20,087,646	
	2022 Fund Balance Assigned	(\$80,018)	
	Inventory - Unspendable (GASB 54)	(\$322,998)	
	Unassigned Fund Balance		\$19,684,630

Current Year Budget

January 1, 2023	Unassigned Fund Balance		\$19,684,630
	Total Estimated General Fund Budgeted Revenues over/(under) for 2023	\$1,166,620	
	Total Estimated General Fund Budgeted Expenditures (over)/under for 2023	\$541,549	
	Loan to TID #25	(\$2,300,000)	
	Estimated Fund Balance December 31, 2023		\$19,092,799

Fund Balance Policy		
Budgeted 2024 General Fund Expenditures	\$	56,560,300
Min Fund Balance	16%	9,049,600
Max Fund Balance	30%	16,968,100



GENERAL FUND SUMMARY



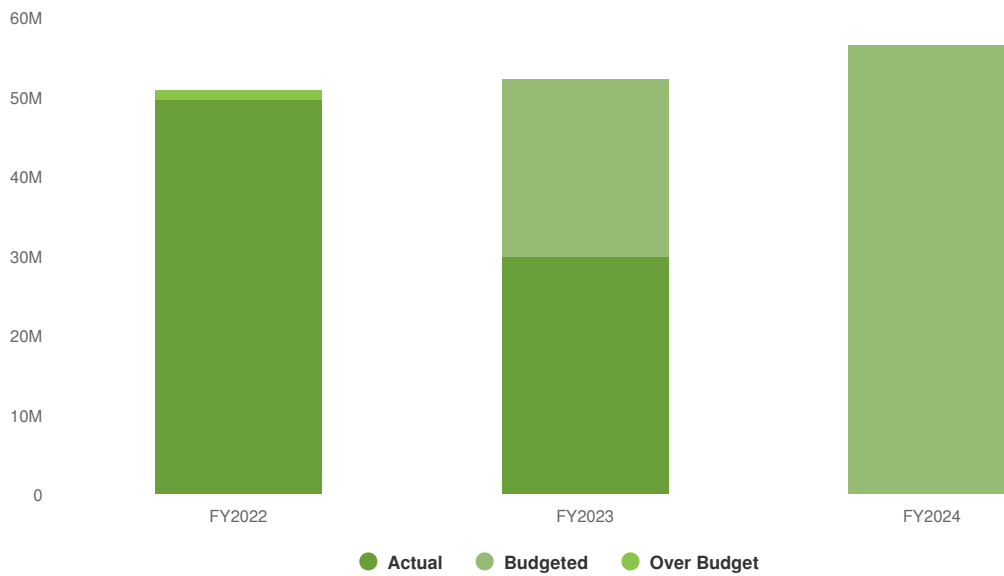
Fund Type: General Fund

The General Fund of a governmental unit serves as the primary reporting vehicle for current governmental operations. The General Fund, by definition, accounts for all current financial resources not required by law or administrative action to be accounted for in another fund. The major sources of revenue for the general fund include property taxes and intergovernmental revenue. The major departments funded are City Council, City Manager, City Attorney, Administrative Services, City Clerk, Elections, Finance, Police, Fire, Public Works, Parks, Community Development, Transportation, and the Unclassified Fund.

Revenues Summary

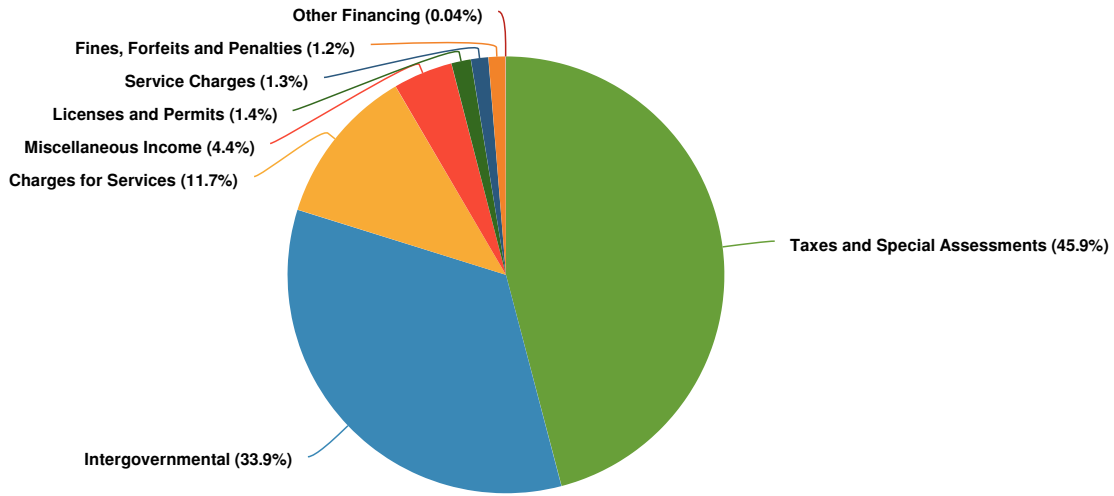
\$56,630,357 **\$4,347,657**
(8.32% vs. prior year)

GENERAL FUND SUMMARY Proposed and Historical Budget vs. Actual

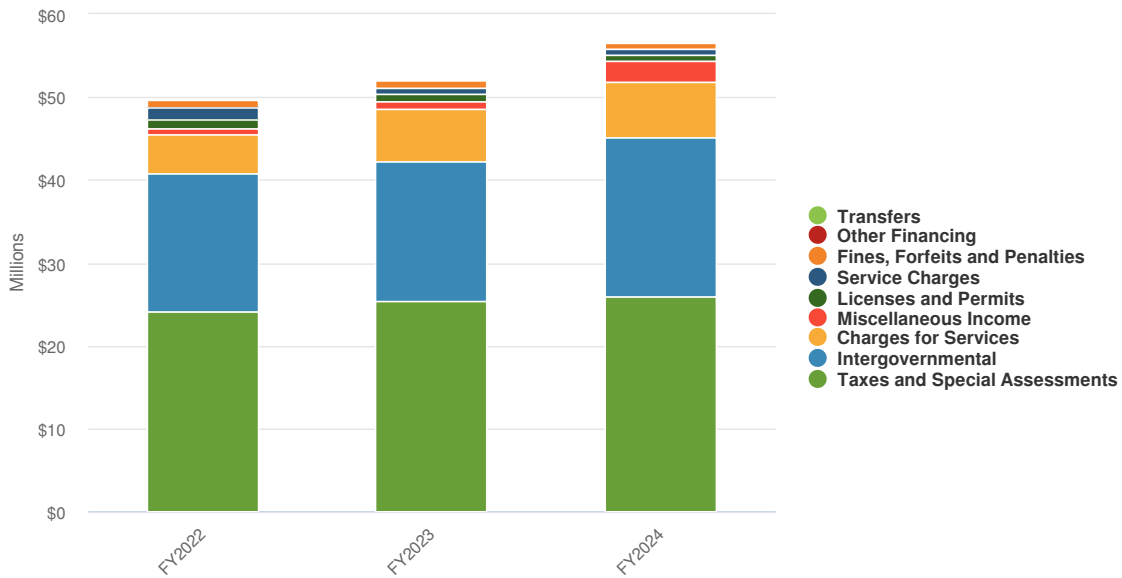


Revenues by Source

Projected 2024 Revenues by Source



Budgeted and Historical 2024 Revenues by Source



Name	FY2022 YTD Actual	FY2023 Budget: Amended	FY2023 Projected	9-28-23 Latest Version (General Fund)	FY2023 Budget: Amended vs. 9-28-23 Latest Version (General Fund) (% Change)	FY2023 Budget: Amended vs. 9-28-23 Latest Version (General Fund) (\$ Change)
Revenue Source						
Taxes and Special Assessments	\$24,181,007	\$25,360,100	\$25,360,100	\$26,002,600	2.5%	\$642,500

Name	FY2022 YTD Actual	FY2023 Budget: Amended	FY2023 Projected	9-28-23 Latest Version (General Fund)	FY2023 Budget: Amended vs. 9-28-23 Latest Version (General Fund) (% Change)	FY2023 Budget: Amended vs. 9-28-23 Latest Version (General Fund) (\$ Change)
General Government	\$24,181,007	\$25,360,100	\$25,360,100	\$26,002,600	2.5%	\$642,500
Intergovernmental	\$16,688,703	\$16,842,500	\$16,626,720	\$19,200,900	14%	\$2,358,400
Public Safety	\$609,933	\$552,400	\$659,600	\$893,000	61.7%	\$340,600
General Government	\$16,078,770	\$16,287,600	\$15,958,320	\$18,305,400	12.4%	\$2,017,800
Culture & Recreation	\$0	\$2,500	\$8,800	\$2,500	0%	\$0
Licenses and Permits	\$825,081	\$822,000	\$805,500	\$817,000	-0.6%	-\$5,000
General Government	\$689,498	\$683,000	\$684,000	\$688,000	0.7%	\$5,000
Conservation & Development	\$119,050	\$114,000	\$106,500	\$114,000	0%	\$0
Public Safety	\$16,533	\$25,000	\$15,000	\$15,000	-40%	-\$10,000
Fines, Forfeits and Penalties	\$573,152	\$864,300	\$673,800	\$703,600	-18.6%	-\$160,700
Public Safety	\$573,152	\$864,300	\$673,800	\$703,600	-18.6%	-\$160,700
Charges for Services	\$6,328,007	\$6,377,100	\$6,637,800	\$6,651,800	4.3%	\$274,700
General Government	\$141,196	\$108,500	\$128,500	\$154,500	42.4%	\$46,000
Conservation & Development	\$167,061	\$140,000	\$140,000	\$140,000	0%	\$0
Public Works	\$2,054,509	\$2,064,700	\$2,410,000	\$2,113,000	2.3%	\$48,300
Transportation	\$45,474	\$44,600	\$44,600	\$44,600	0%	\$0
Public Safety	\$3,885,937	\$3,984,100	\$3,879,700	\$4,124,500	3.5%	\$140,400
Culture & Recreation	\$33,830	\$35,200	\$35,000	\$75,200	113.6%	\$40,000
Miscellaneous Income	\$1,146,729	\$946,800	\$2,275,500	\$2,500,200	164.1%	\$1,553,400
General Government	\$1,108,434	\$928,000	\$2,278,000	\$2,433,700	162.3%	\$1,505,700
Culture & Recreation	\$13,032	\$20,000	\$7,000	\$75,500	277.5%	\$55,500
Public Safety	\$14,991	-\$1,200	-\$9,500	-\$9,400	683.3%	-\$8,200
Public Works	\$10,271	\$0	\$0	\$400	N/A	\$400
Service Charges	\$1,147,769	\$764,900	\$764,900	\$729,257	-4.7%	-\$35,643
General Government	\$104,700	\$130,500	\$130,500	\$130,500	0%	\$0
Conservation & Development	\$601,157	\$634,400	\$634,400	\$598,757	-5.6%	-\$35,643
Public Works	\$441,912	\$0	\$0	\$0	0%	\$0
Other Financing	\$95,377	\$25,000	\$25,000	\$25,000	0%	\$0
General Government	\$95,377	\$25,000	\$25,000	\$25,000	0%	\$0
Transfers	\$0	\$280,000	\$280,000	\$0	-100%	-\$280,000
Culture & Recreation	\$0	\$30,000	\$30,000	\$0	-100%	-\$30,000

Name	FY2022 YTD Actual	FY2023 Budget: Amended	FY2023 Projected	9-28-23 Latest Version (General Fund)	FY2023 Budget: Amended vs. 9-28-23 Latest Version (General Fund) (% Change)	FY2023 Budget: Amended vs. 9-28-23 Latest Version (General Fund) (\$ Change)
Conservation & Development	\$0	\$250,000	\$250,000	\$0	-100%	-\$250,000
Total Revenue Source:	\$50,985,825	\$52,282,700	\$53,449,320	\$56,630,357	8.3%	\$4,347,657

GENERAL FUND EXPENDITURES SUMMARY

Name			2022 YTD Actual	2023 Budget: Amended	2023 Projected	FY24 (In Progress)	FY24 (In Progress) vs. 2023 Budget: Amended (% Change)	FY24 (In Progress) vs. 2023 Budget: Amended (\$ Change)
Expenditures								
General Government								
	City Council		\$61,300	\$67,400	\$57,400	\$63,900	5.489%	\$3,500
	City Manager		\$336,800	\$343,400	\$300,400	\$321,000	6.972%	\$22,400
	City Attorney		\$480,400	\$515,900	\$502,500	\$516,500	-0.114%	-\$600
Admin Services Department								
Human Resources								
	No Project		\$797,100	\$768,700	\$790,000	\$832,600	-7.678%	-\$63,900
	Diversity Equity Inclusion		\$13,900	\$35,000	\$35,000	\$35,000	0%	\$0
	Total Human Resources:		\$811,000	\$803,700	\$825,000	\$867,600	-7.368%	-\$63,900
	Purchasing Division		\$295,400	\$303,100	\$317,000	\$315,600	-3.972%	-\$12,500
	Info Tech Division		\$1,763,700	\$1,676,100	\$1,712,000	\$1,796,300	-6.690%	-\$120,200
Insurance								
	No Project		\$721,000	\$1,109,400	\$796,900	\$826,700	34.196%	\$282,700
	Merged Comprehensive Liab 6483		\$254,300	\$0	\$281,100	\$298,000	-100%	-\$298,000
	Merged Boiler Ins 6494		\$500	\$0	\$500	\$700	-100%	-\$700
	Telephone System				\$0	\$0		\$0
	Total Insurance:		\$975,800	\$1,109,400	\$1,078,500	\$1,125,400	-1.422%	-\$16,000
Facilities Maintenance Division								
	No Project		\$666,000	\$774,700	\$963,300	\$1,290,000	-39.948%	-\$515,400
	Safety Building Operation		\$142,700	\$125,700	\$125,700	\$125,700	0%	\$0
	Senior Center Maintenance		\$100	\$100	\$100	\$100	0%	\$0
	Army Reserve Building		\$5,800	\$0	\$0	\$0		\$0
	Irving St Storage		\$0	\$0	\$0	\$0		\$0
	Total Facilities Maintenance Division:		\$814,700	\$900,500	\$1,089,100	\$1,415,800	-36.399%	-\$515,400
	Oshkosh Media		\$297,400	\$309,100	\$311,600	\$314,800	-1.822%	-\$5,700
	Total Admin Services Department:		\$4,958,000	\$5,101,900	\$5,333,200	\$5,835,600	-12.573%	-\$733,700
City Clerk Department								
	City Clerk		\$289,400	\$274,700	\$324,600	\$345,400	-20.487%	-\$70,800
	Elections		\$183,300	\$122,700	\$87,700	\$202,100	-39.296%	-\$79,400
	Total City Clerk Department:		\$472,700	\$397,400	\$412,300	\$547,500	-27.431%	-\$150,200
Finance Department								
	Finance		\$682,100	\$878,100	\$870,900	\$943,700	-6.948%	-\$65,600
Property Taxes								
	No Project		\$165,000	\$60,000	\$65,000	\$70,000	-14.286%	-\$10,000
	Tif Set-Up Application Fees		\$0	\$0	\$0	\$0		\$0
	Total Property Taxes:		\$165,000	\$60,000	\$65,000	\$70,000	-14.286%	-\$10,000
	Other Revenue		\$0	\$0	\$0	\$0		\$0
	Total Finance Department:		\$847,100	\$938,100	\$935,900	\$1,013,700	-7.455%	-\$75,600
	Total General Government:		\$7,156,300	\$7,364,000	\$7,541,700	\$8,298,200	-11.258%	-\$934,200
Public Safety								
Police Department								
	Animal Care		\$99,900	\$102,400	\$102,400	\$105,000	-2.476%	-\$2,600
	Crossing Guards		\$82,400	\$108,300	\$107,100	\$107,700	0.580%	\$600
	Auxiliary Police		\$4,400	\$6,800	\$5,500	\$6,300	7.937%	\$500
Fire Department								
	No Project		\$15,211,100	\$15,040,000	\$15,966,000	\$16,073,300	-6.428%	-\$1,033,300
	Ambulance				\$0	\$0		\$0
	Hazardous Materials - State				\$0	\$0		\$0

		Total Fire Department:	\$15,211,100	\$15,040,000	\$15,966,000	\$16,073,300	-6.428%	-\$1,033,300
		Ambulance	\$417,500	\$375,000	\$375,000	\$375,000	0%	\$0
		Hydrant Rental	\$650,000	\$650,000	\$650,000	\$650,000	0%	\$0
		Police & Fire Commission	\$24,000	\$28,200	\$35,200	\$50,200	-43.825%	-\$22,000
		Total Public Safety:	\$31,266,800	\$32,283,000	\$32,823,600	\$34,119,100	-5.382%	-\$1,836,100
		Public Works						
		Public Works Department						
		Pw Administration	\$234,600	\$236,900	\$234,700	\$251,100	-5.664%	-\$14,200
		Engineering Department	\$1,380,500	\$1,466,800	\$1,274,300	\$1,328,600	10.401%	\$138,200
		Street Division						
		No Project	\$2,395,200	\$2,729,000	\$2,813,500	\$3,099,900	-11.965%	-\$370,900
		Snow Removal	\$48,800	\$0	\$75,000	\$75,000	-100%	-\$75,000
		Total Street Division:	\$2,444,000	\$2,729,000	\$2,888,500	\$3,174,900	-14.045%	-\$445,900
		Central Garage Division						
		No Project	\$1,154,900	\$433,400	\$470,500	\$634,700	-31.711%	-\$201,300
		508 W 4Th Avenue Garage	\$3,200	\$4,800	\$5,200	\$5,500	-12.727%	-\$700
		Total Central Garage Division:	\$1,158,100	\$438,200	\$475,700	\$640,200	-31.548%	-\$202,000
		Sanitation Division	\$0	\$0	\$0	\$0		\$0
		Total Public Works Department:	\$5,217,200	\$4,870,800	\$4,873,200	\$5,394,700	-9.711%	-\$523,900
		Total Public Works:	\$5,217,200	\$4,870,800	\$4,873,200	\$5,394,700	-9.711%	-\$523,900
		Transportation						
		Transportation Department						
		Electrical Division	\$626,400	\$675,500	\$690,000	\$744,800	-9.304%	-\$69,300
		Sign Division	\$209,500	\$235,100	\$247,200	\$267,300	-12.032%	-\$32,200
		Total Transportation Department:	\$835,800	\$910,600	\$937,200	\$1,012,100	-10.025%	-\$101,500
		Total Transportation:	\$835,800	\$910,600	\$937,200	\$1,012,100	-10.025%	-\$101,500
		Culture & Recreation						
		Parks Department						
		Parks Division	\$2,188,500	\$2,210,300	\$2,260,800	\$2,706,500	-18.335%	-\$496,200
		Forestry Division						
		No Project	\$382,200	\$489,600	\$517,100	\$622,600	-21.359%	-\$133,000
		Shoreline Restoration	\$0	\$0	\$0	\$0		\$0
		Total Forestry Division:	\$382,200	\$489,600	\$517,100	\$622,600	-21.359%	-\$133,000
		Total Parks Department:	\$2,570,700	\$2,699,900	\$2,777,900	\$3,329,100	-18.900%	-\$629,200
		Total Culture & Recreation:	\$2,570,700	\$2,699,900	\$2,777,900	\$3,329,100	-18.900%	-\$629,200
		Conservation & Development						
		Comm Dev Department						
		Assessor Division						
		No Project	\$513,100	\$571,400	\$573,900	\$624,300	-8.471%	-\$52,900
		Board Of Review	\$100	\$700	\$200	\$10,500	-93.333%	-\$9,800
		City Revaluation	\$0	\$200,000	\$164,200	\$0		\$200,000
		Total Assessor Division:	\$513,200	\$772,100	\$738,300	\$634,800	21.632%	\$137,300
		Economic Development	\$538,200	\$692,500	\$609,200	\$704,900	-1.754%	-\$12,400
		Community Development	\$749,200	\$781,300	\$769,500	\$747,000	4.592%	\$34,300
		Inspection Services	\$0	\$0	\$0	\$0		\$0
		Total Comm Dev Department:	\$1,800,700	\$2,245,900	\$2,116,900	\$2,086,700	7.632%	\$159,300
		Total Conservation & Development:	\$1,800,700	\$2,245,900	\$2,116,900	\$2,086,700	7.632%	\$159,300
		Unclassified						
		Finance						
		Unclassified						
		No Project	\$538,600	\$1,763,000	\$523,200	\$60,000	2,838.25%	\$1,703,000
		Parks Special Revenue Fund	\$350,000	\$250,000	\$250,000	\$0		\$250,000
		Capital Assets Fund - General Fund	\$0	\$0	\$0	\$0		\$0

			Park Memorials & Forestry Sr	\$325,000	\$250,000	\$250,000	\$0		\$250,000
			Municipal Debt Service	\$0	\$2,000,000	\$2,000,000	\$0		\$2,000,000
			Grand Opera House		\$0	\$0	\$0		\$0
			TID 25		\$0	\$0	\$0		\$0
			Employee Benefit Fund	\$25,000	\$0	\$0	\$0		\$0
			FORCLOSURE PROPERTY	\$13,300	\$0	\$0	\$0		\$0
			2020 It Network Outage	\$0	\$0	\$0	\$0		\$0
			2020 Covid - 19 Virus	\$0	\$0	\$0	\$0		\$0
			Emergency Shelter	\$0	\$0	\$0	\$0		\$0
			Cares Act - Elections	\$0	\$0	\$0	\$0		\$0
			Routes To Recovery Covid-19	\$0	\$0	\$0	\$0		\$0
			Cares Act - Ambulance	-\$35,000	\$0	\$0	\$0		\$0
			Real Estate Outside Legal Fees	\$600	\$2,000	\$2,000	\$2,000	0%	\$0
			Nuisance/Code Outside Legal Fees	\$700	\$5,000	\$5,000	\$5,000	0%	\$0
			Other Outside Legal Fees	\$38,800	\$50,000	\$50,000	\$50,000	0%	\$0
			Pay for Performance	\$0	\$0	\$0	\$126,000	-100%	-\$126,000
			Sick Payout	\$0	\$0	\$0	\$250,600	-100%	-\$250,600
			Retirement Payout	\$0	\$0	\$0	\$0		\$0
			COLA	\$0	\$0	\$0	\$1,664,800	-100%	-\$1,664,800
			Health Insurance	\$0	\$0	\$0	\$178,700	-100%	-\$178,700
			Total Unclassified:	\$1,257,000	\$4,320,000	\$3,080,200	\$2,337,100	84.844%	\$1,982,900
			Total Finance:	\$1,257,000	\$4,320,000	\$3,080,200	\$2,337,100	84.844%	\$1,982,900
			Non-Departmental						
			Patriotic Celebration	\$23,300	\$24,100	\$24,100	\$24,100	0%	\$0
			Total Non-Departmental:	\$23,300	\$24,100	\$24,100	\$24,100	0%	\$0
			Total Unclassified:	\$1,280,400	\$4,344,100	\$3,104,300	\$2,361,200	83.978%	\$1,982,900
			Total Expenditures:	\$50,127,800	\$54,718,300	\$54,174,800	\$56,601,100	-3.326%	-\$1,882,800

ARPA Projects			
Award to City of Oshkosh		\$20,514,484	
Council Resolution for Infrastructure (75%)			\$15,385,863
			Amount Remaining
<u>Projects Approved on October 26, 2021</u>			
Server Upgrade	\$20,000		
WiFi Hardware	\$2,000		
Video Conferencing	\$5,800		
Surveillance Cameras	\$4,000		
Automatic Vehicle Location	\$19,100	\$50,900	\$15,334,963
<u>Projects Approved in November 2021</u>			
<u>Projects from 2022 CIP</u>			
Police Radios	\$1,200,000		
Fire Radios	\$689,400		
Menominee Beach House	\$150,000		
GOH Lighting	\$80,000		
Station 19 Parking Lot	\$36,500		
Library Generator	\$236,800		
City Hall Entrance Doors	\$65,700		
Concrete Repairs	\$250,000	\$2,708,400	\$12,626,563
<u>2022 Levy Shortfall</u>			
Museum Masonry	\$25,000		
Museum General Purpose Room	\$50,000		
Fire Dept Generator	\$60,000		
Fire Dept Hose	\$51,450		
Fire Dept Mattresses	\$20,000		
Fire Dept Nozzles	\$20,000		
Fire Dept Station Renovations	\$50,000		
Fire Dept Turnout Gear	\$71,000		
Senior Center North Front Area	\$20,000		
City Hall Security	\$80,000	\$447,450	\$12,179,113
<u>IT and Security Projects</u>			
Additional Laptops for Telecommuting (5)	\$6,000		
Computer Training Lab Desktops (17)	\$12,000		
Update Squad MDC	\$26,000	\$44,000	\$12,135,113
Repay Oshkosh Foundation		\$900,000	\$11,235,113
<u>Projects For Future Consideration</u>			
<u>Potential IT and Security Projects</u>		\$850,000	\$10,385,113
<u>Future CIP Levy Projects</u>			
Fire Dept Generators (3)	\$600,000		
Fire Hose (2023, 2024)	\$83,150		
Museum Masonry (2023)	\$175,000		
Museum General Purpose Room (2023)	\$150,000		
Fire Dept Station Renovations (2023, 2024)	\$100,000		
Fire Dept Turnout Gear (2023, 2024)	\$152,000	\$1,260,150	\$9,124,963
<u>Reduce 2023 Debt Financing</u>		\$5,948,180	\$3,176,783
<u>Reduce 2024 Debt Financing</u>		\$8,250,000	-\$5,073,217

Remaining Balance		\$11,311,913	
2023 Projects			
Badger Books	\$132,100		
Install Fiber from Station 15 to Leach	\$40,300		
Install Fiber from Parks to Sawyer	\$76,600		
Install Fiber from Sawyer to Pollock	\$87,500		
Fire Dept Hose	\$8,500		
Fire Apparatus Floor	\$60,000		
Fire Dept Turnout Gear	\$80,000		
Fire Dept Generator	\$70,000		
Fire Dept Station Renovations	\$50,000		
Fire Dept Garage Door Safety Eyes	\$12,500		
Police Dept Mobile Force / Crisis Negotiator Veh	\$350,000		
Barrier System	\$100,000		
Concrete Repairs	\$175,000		
Westhaven Signals	\$200,000		
Sawdust District Utilities	\$350,000		
Museum Signage	\$75,000		
Museum Masonry Overhaul	\$350,000		
Museum Loading Doors	\$200,000		
Museum General Purpose Room	\$150,000		
Museum Security System	\$20,000		
Pickart Park Development	\$350,000		
Westhaven Tennis Courts	\$120,000		
Asphalt Pavement Prevention Prog	\$250,000		
Network Switches	\$10,000		
Fiber to Station 15 with County	\$214,000		
Business / Bartender License	\$24,000		
Cemetery Road Paving	\$25,000		
PD Taser Replace	\$45,000		
GOH Plumbing Improv	\$15,000		
OM Replace 404/406 Video Equip	\$75,000		
PD Tue Narc System	\$35,000		
OM Control Room Editor	\$7,700		
Police UFED Analyzer	\$7,200		
HPE servers	\$15,500		
Election Shields	\$10,000		
Badger Books Storage/Elections	\$24,000		
Subtotal		\$3,814,900	\$7,497,013

2024 Projects For Consideration			
Fire Dept Generators (2 plus additional)	\$775,000		
Pratt Trail Archaeological Study	\$200,000		
Data Center Switch Replacement	\$94,840		
Fire Dept Station Renovations	\$55,000		
Fire Dept Hose	\$18,000		
Fire Dept Mattressess	\$21,100		
Senior Center Siding & Doors	\$200,000		
44th Parallel Ply Equip & Surfacing	\$300,000		
Fire Dept Cardiac Monitors & AEDs	\$1,092,500		
Tough Books	\$67,600		
Thermal cameras	\$70,000		
Grand Entrance Windows & Doors	\$0		
Zoo Bear Exhibit	\$400,000		
Grand Building Renovation design	\$472,973		
Design Fire Training Center	\$155,000		
Asphalt Pavement Prevention Prog	\$250,000		
Museum Sawyer House Windows	\$175,000		
Police CCOV Equipment	\$100,000		
Fernau Ave	\$2,745,000		
Police Evidence Center	\$55,000		
Reduce 2024 Levy			
ADA Improvement	\$100,000		
Concrete Repairs	\$150,000		
Subtotal		\$7,497,013	\$0

City of Oshkosh Fund Balance Summary

<u>Fund</u>	<u>FY22 Fund Balance</u>	<u>FY23 Projected Surplus</u>	<u>FY23 Projected Fund Balance</u>	<u>FY24 Budgeted Surplus</u>	<u>FY24 Projected Fund Balance</u>
Senior Center Revolving Fund	156,466	(8,300)	148,166	100	148,266
CDBG Revolving Loan Fund	302,596	1,600	304,196	-	304,196
BID District	104,106	23,719	127,825	35,610	163,435
Recycling	2,430,826	(15,800)	2,415,026	24,277	2,439,303
Garbage Collection & Disposal (Sanitation)	79,776	(55,900)	23,876	4,726	28,602
Police Special Fund	315,059	11,504	326,563	(7,500)	319,063
Street Lighting Fund	211,613	(55,900)	155,713	-	155,713
Museum Membership Fund	511,792	29,500	541,292	4,700	545,992
Seniors Center	67,974	1,426	69,400	(52,109)	17,291
Fire Special Revenue	337,658	(100,019)	237,639	(95,809)	141,830
Library	146,480	331,900	478,380	63	478,443
Museum	210,587	(100,600)	109,987	(38,443)	71,544
Museum Collections	610,295	3,000	613,295	(53,900)	559,395
Cemetery	236,134	26,100	262,234	744	262,978
Community Development Special Funds	91,041	(42,000)	49,041	-	49,041
Parks Revenue Facilities	602,596	43,100	645,696	44	645,740
Leach Amphitheater	71,901	4,600	76,501	2,028	78,529
Public Works Special Revenue Fund	(76,417)	(37,500)	(113,917)	2,249	(111,668)
Pollock Water Park	221,936	(165,700)	56,236	11,005	67,241
Neighborhood Improvement Loan Program	271,280	-	271,280	(218,100)	53,180
Healthy Neighborhood Initiative	3,336,485	(959,100)	2,377,385	(638,689)	1,738,696
Community Development Block Grant	4,039,271	12,089	4,051,360	428,173	4,479,533
Local Econ Develop Revolving Loan Fund	2,050,643	(450,000)	1,600,643	(450,000)	1,150,643
Senior Center	121,026	-	121,026	(3,000)	118,026
Grand Opera House Fund	(92,318)	105,200	12,882	-	12,882
Convention Center	9,265,094	(107,784)	9,157,310	180,052	9,337,362
Convention Center - Parking Ramp	481,866	39,000	520,866	(212,000)	308,866
Special Assessment Improvement	13,400,811	2,088,654	15,489,465	2,109,717	17,599,182
Equipment Fund	10,741,772	-	10,741,772	-	10,741,772
Street Tree Memorial Fund	15,694	25,000	40,694	25,000	65,694
Parking Utility	3,214,812	(133,200)	3,081,612	(98,039)	2,983,573
Transit Utility	10,152,690	(2,223,764)	7,928,926	(1,185,919)	6,743,007
Industrial Park Land Enterprise Fund	2,999,672	(32,100)	2,967,572	492,400	3,459,972
Water Utility	81,006,814	(752,473)	80,254,341	(2,131,471)	78,122,869
Sewer Utility	79,029,523	3,047,527	82,077,050	2,112,915	84,189,965
Storm Water Utility	71,090,989	5,860,627	76,951,616	5,868,431	82,820,047
Inspection Services	2,227,522	80,565	2,308,087	(122,159)	2,185,928
Weights & Measures Fund	-	38,495	38,495	17,431	55,926
Employee Benefit Fund	2,363,409	34,600	2,398,009	62,000	2,460,009
Workers Compensation	564,915	(31,300)	533,615	6	533,621
Field Operations (Central City)	(485,852)	319,000	(166,852)	271	(166,581)
Redevelopment Authority	7,911,747	56,394	7,968,141	55,800	8,023,941
Debt Service Fund	16,995,944	-	1,402,544	-	1,402,544

City Council 0100-0010

Mark Rohloff
City Manager

Fund Type: General Fund (Major Fund)
Category: General Government

Mission Statement

To create a thriving and sustainable community offering abundant opportunities for work and life, while providing goods and services in pursuit of a safe and vibrant community.

Strategic Plan Goals

Effectiveness of Government

Infrastructure

Quality of Life

Personnel Positions

CITY COUNCIL (0100-0010)			
PERSONNEL POSITIONS			
Position Title	Current Budgeted Employees	Current Actual Employees	2024 Proposed Employees
Council Members	7.00	7.00	7.00
TOTAL PERSONNEL	7.00	7.00	7.00

Expenditures by Expense Type

Name	FY2022 YTD Actual	FY2023 Budget: Amended	FY2023 Projected	9-28-23 Latest Version (General Fund)	FY2023 Budget: Amended vs. 9-28- 23 Latest Version (General Fund) (% Change)	FY2023 Budget: Amended vs. 9-28- 23 Latest Version (General Fund) (\$ Change)
Expense Objects						
Personnel Services						
6102 - REGULAR PAY	\$36,586	\$36,500	\$36,500	\$36,500	0%	\$0
6302 - FICA - EMPLOYERS SHARE	\$2,416	\$2,800	\$2,800	\$2,793	-0.2%	-\$7
Total Personnel Services:	\$39,003	\$39,300	\$39,300	\$39,293	0%	-\$7
Operating						
6415 - SUBSCRIPTION/LICENSING CNTRCTS	\$7,567	\$7,000	\$1,900	\$2,000	-71.4%	-\$5,000
6421 - EMPLOYEE TRAINING/DEVELOPMENT	\$50	\$4,100	\$100	\$4,100	0%	\$0
6422 - PRFSL LICENSE/MEMERSHIP/BOND	\$13,102	\$13,000	\$13,100	\$14,000	7.7%	\$1,000
6520 - OFFICE SUPPLIES	\$998	\$1,000	\$1,500	\$2,000	100%	\$1,000
6529 - NON-INV - SUPPLIES	\$571	\$2,500	\$1,400	\$2,000	-20%	-\$500
6550 - MINOR EQUIPMENT	\$0	\$500	\$100	\$500	0%	\$0
Total Operating:	\$22,287	\$28,100	\$18,100	\$24,600	-12.5%	-\$3,500
Total Expense Objects:	\$61,290	\$67,400	\$57,400	\$63,893	-5.2%	-\$3,507

City Manager 0100-0020



Mark Rohloff
City Manager

Fund Type: General Fund (Major Fund)
Category: General Government

Mission Statement

To provide leadership and direction in the implementation of City Council policy objectives and administration of city services and programs, ensuring accountability, community responsiveness and customer service excellence.

Strategic Plan Goals

- Enhance the Effectiveness of our City Government**
- Provide a Safe, Secure, and Healthy Community**
- Improve and Maintain our Infrastructure**
- Support Economic Development**
- Strengthen our Neighborhoods**
- Enhance our Quality of Life Services and Assets**

Personnel Positions

CITY MANAGER (0100-0020)			
PERSONNEL POSITIONS			
Position Title	Current Budgeted Employees	Current Actual Employees	2024 Proposed Employees
City Manager	1.00	1.00	1.00
Administrative Assistant	0.00	1.00	1.00
Executive Assistant	1.00	0.00	0.00
TOTAL PERSONNEL	2.00	2.00	2.00

Expenditures by Expense Type

Name	FY2022 YTD Actual	FY2023 Budget: Amended	FY2023 Projected	9-28-23 Latest Version (General Fund)	FY2023 Budget: Amended vs. 9-28- 23 Latest Version (General Fund) (% Change)	FY2023 Budget: Amended vs. 9-28- 23 Latest Version (General Fund) (\$ Change)
Expense Objects						
Personnel Services						
6102 - REGULAR PAY	\$240,591	\$244,900	\$226,300	\$234,437	-4.3%	-\$10,463
6302 - FICA - EMPLOYERS SHARE	\$16,125	\$17,200	\$15,800	\$17,936	4.3%	\$736
6304 - WISCONSIN RETIREMENT FUND	\$15,666	\$16,600	\$15,400	\$16,177	-2.5%	-\$423
6306 - HEALTH INSURANCE	\$38,735	\$39,500	\$17,100	\$25,185	-36.2%	-\$14,315
6307 - HEALTH INSURANCE ADMIN FEE	\$1,600	\$0	\$0	\$0	0%	\$0
6308 - DENTAL	\$2,544	\$2,700	\$900	\$1,365	-49.4%	-\$1,335
6310 - LIFE INSURANCE	\$1,512	\$1,500	\$1,500	\$619	-58.7%	-\$881
6320 - OTHER BENEFITS	\$3,409	\$3,600	\$3,600	\$3,600	0%	\$0
Total Personnel Services:	\$320,183	\$326,000	\$280,600	\$299,319	-8.2%	-\$26,681
Operating						
6404 - PS - MISC CONSULTING / STUDIES	\$1,447	\$1,000	\$1,500	\$2,500	150%	\$1,500
6415 - SUBSCRIPTION/LICENSING CNTRCTS	\$1,639	\$0	\$0	\$100	N/A	\$100
6421 - EMPLOYEE TRAINING/DEVELOPMENT	\$3,404	\$7,000	\$8,000	\$9,000	28.6%	\$2,000
6422 - PRFSL LICENSE/MEMBERSHIP/BOND	\$2,603	\$2,600	\$3,300	\$3,300	26.9%	\$700
6423 - EMPLOYEE ALLOWANCE/REIMBRSMNT	\$7,253	\$6,000	\$6,000	\$6,000	0%	\$0
6520 - OFFICE SUPPLIES	\$55	\$500	\$500	\$500	0%	\$0
6529 - NON-INV - SUPPLIES	\$191	\$300	\$500	\$300	0%	\$0
Total Operating:	\$16,591	\$17,400	\$19,800	\$21,700	24.7%	\$4,300
Total Expense Objects:	\$336,774	\$343,400	\$300,400	\$321,019	-6.5%	-\$22,381

City Attorney 0100-0030



Lynn Lorensen
City Attorney

Fund Type: General Fund (Major Fund)
Category: General Government

Mission Statement

The mission of the City Attorney's Office is to provide high quality legal services in an efficient, timely, and effective manner for the benefit of the City of Oshkosh.

Strategic Plan Goals

Support Economic Development:

*provide legal support for redevelopment projects, TIF's, and economic development projects

Enhance the Effectiveness of our City Government:

*train and develop employees and leaders

*provide clear communication through agendas, memos, and other documents

*support other depts./divisions in advancing their direct goals through advice, drafting and review of agreements and policies, and providing other support and services as needed

2023 Accomplishments

*Assisted with various public works including Sanitary District Master Agreement, amendment of the city's sewer service area, and Sawyer Creek Floodplain Storage District Issues

*Various ordinance updates including nuisance abatement, lawn care and weed ordinance, elections ordinance, various board and commission ordinances, beer gardens, operator's licenses, public records, and updates to the commercial building code

*Assisted with TIF projects including TIF 43 Mill on Main plan review and development agreements, TIF 25 Downtown Hotel assignments and other issues related to the sale of the hotel and assignment of the convention center and parking agreements

*Training - conducted social media and first amendment training for social media staff, provided training on first amendment audits for Library staff, updated council members' manuals, provided individual guidance on training for new employees or employees with new positions as needed on specific issues

2024 Goals

*Continue working on and managing legal issues with Sanitary District Master Agreement, Floodplain and other Public Works projects

*Training - update Council, Board and Commission manuals for recent ordinance changes; work on developing short training modules for city employees and officials covering common topics such as public records, ethics, open meetings, that can be accessed

*Work with staff to balance workload and adjust responsibilities to maximize attorney time and prepare offices for eventual succession of staff

Personnel Positions

CITY ATTORNEY (0100-0030)			
PERSONNEL POSITIONS			
Position Title	Current Budgeted Employees	Current Actual Employees	2024 Proposed Employees
City Attorney	1.00	1.00	1.00
Deputy City Attorney	1.00	1.00	1.00
Assistant City Attorney	0.65	0.65	0.65
Administrative Assistant	1.00	1.00	1.00
TOTAL PERSONNEL	3.65	3.65	3.65

Expenditures by Expense Type

Name	FY2022 YTD Actual	FY2023 Budget: Amended	FY2023 Projected	9-28-23 Latest Version (General Fund)	FY2023 Budget: Amended vs. 9-28- 23 Latest Version (General Fund) (% Change)	FY2023 Budget: Amended vs. 9-28- 23 Latest Version (General Fund) (\$ Change)
Expense Objects						
Personnel Services						
6102 - REGULAR PAY	\$345,518	\$362,600	\$373,700	\$374,511	3.3%	\$11,911
6103 - REGULAR PAY - TEMP EMPLOYEE	\$10,215	\$10,000	\$0	\$10,000	0%	\$0
6302 - FICA - EMPLOYERS SHARE	\$26,130	\$27,900	\$27,900	\$28,652	2.7%	\$752
6304 - WISCONSIN RETIREMENT FUND	\$22,482	\$24,600	\$25,400	\$25,843	5.1%	\$1,243
6306 - HEALTH INSURANCE	\$53,454	\$66,900	\$51,600	\$51,614	-22.8%	-\$15,286
6307 - HEALTH INSURANCE ADMIN FEE	\$2,400	\$0	\$0	\$0	0%	\$0
6308 - DENTAL	\$3,279	\$3,900	\$3,900	\$3,977	2%	\$77
6310 - LIFE INSURANCE	\$1,459	\$1,500	\$1,500	\$990	-34%	-\$510
Total Personnel Services:	\$464,936	\$497,400	\$484,000	\$495,587	-0.4%	-\$1,813
Operating						
6415 - SUBSCRIPTION/LICENSING CNTRCTS	\$0	\$4,300	\$4,300	\$4,300	0%	\$0
6421 - EMPLOYEE TRAINING/DEVELOPMENT	\$5,216	\$7,300	\$7,300	\$8,700	19.2%	\$1,400
6422 - PRFSL LICENSE/MEMBERSHIP/BOND	\$1,574	\$1,700	\$1,700	\$1,800	5.9%	\$100
6441 - RENTAL EXPENSE	\$98	\$0	\$0	\$0	0%	\$0
6443 - LEASE EXPENSE	\$1,108	\$400	\$400	\$1,300	225%	\$900
6454 - TELEPHONE / INTERNET SERVC	\$240	\$400	\$400	\$400	0%	\$0
6520 - OFFICE SUPPLIES	\$398	\$600	\$600	\$600	0%	\$0
6529 - NON-INV - SUPPLIES	\$6,867	\$3,800	\$3,800	\$3,800	0%	\$0
Total Operating:	\$15,501	\$18,500	\$18,500	\$20,900	13%	\$2,400
Total Expense Objects:	\$480,437	\$515,900	\$502,500	\$516,487	0.1%	\$587

Human Resources Division 0100-0040

Michelle Behnke
Human Resources Manager

Department: Administrative Services Department
Fund Type: General Fund (Major Fund)
Category: General Government

Mission Statement

The Human Resources Division is dedicated to providing customer driven solutions and programs that strategically address organizational needs for an effective and efficient workforce.

Strategic Plan Goals

Enhance the Effectiveness of our City Government:

- *Recruit, Retain, Engage and Recognize Employees
- *Develop Future Leaders & Volunteers and Reconnect with Alumni

2023 Accomplishments

- *Implemented Classification and Compensation Study
- *Planned and executed employee survey through POLCO
- *Work with Community Development regarding improvements to maximize employee development, support and efficiency

2024 Goals

- *Facilitate collective bargaining process with represented city unions
- *Continue performance evaluation research to improve and evolve our process
- *Work cooperatively with finance to augment payroll & benefits structures and processes

Personnel Positions

HUMAN RESOURCES (0100-0040)			
PERSONNEL POSITIONS			
Position Title	Current Budgeted Employees	Current Actual Employees	2024 Proposed Employees
Asst City Mgr/Dir of Admin Svcs	1.00	1.00	1.00
Human Resources Manager	1.00	1.00	1.00
Human Resource Assistant	1.00	1.00	1.00
Benefits Coordinator	1.00	1.00	1.00
Human Resource Generalist	2.00	2.00	2.00
TOTAL PERSONNEL	6.00	6.00	6.00

Expenditures by Expense Type

Name	FY2022 YTD Actual	FY2023 Budget: Amended	FY2023 Projected	9-28-23 Latest Version (General Fund)	FY2023 Budget: Amended vs. 9- 28-23 Latest Version (General Fund) (% Change)	FY2023 Budget: Amended vs. 9- 28-23 Latest Version (General Fund) (\$ Change)
Expense Objects						
Personnel Services						
6102 - REGULAR PAY	\$474,492	\$502,300	\$508,400	\$509,637	1.5%	\$7,337
6104 - OVERTIME PAY	\$2,655	\$4,500	\$2,000	\$4,500	0%	\$0
6302 - FICA - EMPLOYERS SHARE	\$35,358	\$38,100	\$38,100	\$39,336	3.2%	\$1,236
6304 - WISCONSIN RETIREMENT FUND	\$31,540	\$34,400	\$35,500	\$35,479	3.1%	\$1,079
6306 - HEALTH INSURANCE	\$55,531	\$52,900	\$65,500	\$65,426	23.7%	\$12,526
6307 - HEALTH INSURANCE ADMIN FEE	\$2,400	\$0	\$0	\$0	0%	\$0
6308 - DENTAL	\$3,052	\$3,800	\$2,800	\$2,804	-26.2%	-\$996
6310 - LIFE INSURANCE	\$1,704	\$1,900	\$1,900	\$1,346	-29.2%	-\$554
Total Personnel Services:	\$606,733	\$637,900	\$654,200	\$658,528	3.2%	\$20,628
Operating						
6403 - PS - LEGAL/ATTORNEY FEES	\$36,374	\$35,000	\$40,000	\$45,000	28.6%	\$10,000
6404 - PS - MISC CONSULTING / STUDIES	\$60,480	\$0	\$0	\$0	0%	\$0
6411 - ADVERTISING/POSTAGE/PRINTING	\$3,243	\$3,000	\$3,000	\$3,000	0%	\$0
6412 - CONTRACTUAL AGREEMENT PYMNTS	\$48,760	\$58,000	\$58,000	\$83,000	43.1%	\$25,000
6415 - SUBSCRIPTION/LICENSING CNTRCTS	\$25,353	\$28,800	\$28,800	\$30,000	4.2%	\$1,200
6417 - 3RD PARTY CONTRACTED SERVICE	\$540	\$0	\$0	\$0	0%	\$0
6421 - EMPLOYEE TRAINING/DEVELOPMENT	\$17,817	\$24,900	\$24,900	\$30,000	20.5%	\$5,100
6422 - PRFSL LICENSE/MEMBERSHIP/BOND	\$4,439	\$8,100	\$8,100	\$8,500	4.9%	\$400
6423 - EMPLOYEE ALLOWANCE/REIMBRSMNT	\$965	\$1,000	\$1,000	\$1,000	0%	\$0
6443 - LEASE EXPENSE	\$2,097	\$2,000	\$2,000	\$2,500	25%	\$500
6454 - TELEPHONE / INTERNET SERVC	\$480	\$500	\$500	\$500	0%	\$0
6520 - OFFICE SUPPLIES	\$1,726	\$2,400	\$2,400	\$3,500	45.8%	\$1,100
6529 - NON-INV - SUPPLIES	\$452	\$2,000	\$2,000	\$2,000	0%	\$0
6550 - MINOR EQUIPMENT	\$1,497	\$100	\$100	\$100	0%	\$0
Total Operating:	\$204,223	\$165,800	\$170,800	\$209,100	26.1%	\$43,300
Total Expense Objects:	\$810,956	\$803,700	\$825,000	\$867,628	8%	\$63,928

City Clerk 0100-0050

Diane Bartlett

City Clerk

Fund Type: General Fund (Major Fund)

Category: General Government

Mission Statement

The Clerk's Office is to fulfill the traditional City Clerk responsibilities of record keeping, preparation of agendas and meeting notices, documentation of official minutes, process liquor licenses, and provide information to other departments and citizens.

Strategic Plan Goals

*Promote transparency & communication

*Continuously improve customer service

*Continuously improve efficiencies and processes throughout the department

2023 Accomplishments

*Successfully transitioned the department through 100% staff turnover and continued to provide our customers and other departments with the same level of service

2024 Goals

*Continue to increase departmental productivity

*Improve customer satisfaction

*Retain the current departmental staff

Personnel Positions

CITY CLERK (0100-0050)			
PERSONNEL POSITIONS			
Position Title	Current Budgeted Employees	Current Actual Employees	2024 Proposed Employees
City Clerk	1.00	1.00	1.00
Deputy City Clerk	1.00	1.00	1.00
Election Specialist	1.00	2.00	1.00
Part-Time Election Clerk	0.67	0.00	0.00
TOTAL PERSONNEL	3.67	4.00	3.00

Revenues by Source

Name	FY2022 YTD Actual	FY2023 Budget: Amended	FY2023 Projected	9-28-23 Latest Version (General Fund)	FY2023 Budget: Amended vs. 9-28-23 Latest Version (General Fund) (% Change)	FY2023 Budget: Amended vs. 9-28-23 Latest Version (General Fund) (\$ Change)
Revenue Source						
Licenses and Permits						
4322 - LIQUOR & MALT BEV LICENSES	\$126,568	\$125,000	\$125,000	\$125,000	0%	\$0
4323 - MISC CLERK LICENSE & PERMITS	\$23,263	\$22,000	\$22,000	\$22,000	0%	\$0
4324 - ROW LICENSE FEES	\$35	\$0	\$0	\$0	0%	\$0
4358 - CIGARETTE LICENSE	\$6,000	\$6,000	\$6,000	\$6,000	0%	\$0
Total Licenses and Permits:	\$155,866	\$153,000	\$153,000	\$153,000	0%	\$0
Charges for Services						
4520 - OTHER GENERAL FEES	\$5,540	\$5,500	\$5,500	\$5,500	0%	\$0
Total Charges for Services:	\$5,540	\$5,500	\$5,500	\$5,500	0%	\$0
Total Revenue Source:	\$161,406	\$158,500	\$158,500	\$158,500	0%	\$0

Expenditures by Expense Type

Name	2022 YTD Actual	2023 Budget: Amended	2023 Projected	9-28-23 Latest Version	FY2023 Budget: Amended vs. FY2024-9 28-23 Latest Version (% Change)	2023 Budget: Adopted vs. 9-28-23 Latest Version (\$ Change)
Expenditures						
General Government						
City Clerk Department						
City Clerk						
Personnel Services						
6102 - REGULAR PAY	\$179,812.32	\$177,500.00	\$189,200.00	\$202,314.31	13.980%	\$37,014.31
6103 - REGULAR PAY - TEMP EMPLOYEE	\$11,489.00	\$0.00	\$21,300.00	\$0.00		\$0.00
6104 - OVERTIME PAY	\$6,004.37	\$15,750.00	\$1,000.00	\$15,000.00	-4.762%	\$0.00
6108 - HOLIDAY PAY	\$0.00	\$0.00	\$0.00	\$0.00		\$0.00
6110 - SICK PAY	\$0.00	\$0.00	\$0.00	\$0.00		\$0.00
6202 - VACATION	\$0.00	\$0.00	\$0.00	\$0.00		\$0.00
6302 - FICA - EMPLOYERS SHARE	\$14,548.46	\$14,000.00	\$15,600.00	\$16,626.37	18.760%	\$3,626.37
6304 - WISCONSIN RETIREMENT FUND	\$10,895.10	\$13,200.00	\$13,200.00	\$14,996.90	13.613%	\$2,696.90
6306 - HEALTH INSURANCE	\$47,018.76	\$35,100.00	\$64,000.00	\$60,389.16	72.049%	\$25,289.16
6307 - HEALTH INSURANCE ADMIN FEE	\$2,400.00	\$0.00	\$0.00	\$0.00		\$0.00
6308 - DENTAL	\$2,799.31	\$2,100.00	\$3,000.00	\$4,453.20	112.057%	\$2,353.20
6310 - LIFE INSURANCE	\$174.60	\$100.00	\$370.00	\$535.19	435.190%	\$435.19
6312 - INCOME CONTINUATION INSURANCE	\$0.00	\$0.00	\$0.00	\$0.00		\$0.00
6320 - OTHER BENEFITS	\$0.00	\$0.00	\$0.00	\$0.00		\$0.00
Total Personnel Services:	\$275,141.92	\$257,750.00	\$307,670.00	\$314,315.13	21.946%	\$71,415.13
Operating						
6401 - PS - ENGINEER/SURVEY/APPRaisal	\$0.00	\$0.00	\$0.00	\$0.00		\$0.00
6411 - ADVERTISING/POSTAGE/PRINTING	\$11,732.83	\$11,000.00	\$11,000.00	\$13,200.00	20%	\$2,200.00
6415 - SUBSCRIPTION/LICENSING CNTRCTS	\$0.00	\$0.00	\$0.00	\$0.00		\$0.00
6416 - PREVENTATIVE MNCT CONTRACTS	\$0.00	\$0.00	\$0.00	\$0.00		\$0.00
6421 - EMPLOYEE TRAINING/DEVELOPMENT	\$1,053.40	\$2,000.00	\$2,000.00	\$2,000.00	0%	\$0.00
6422 - PRFSL LICENSE/MEMBERSHIP/BOND	\$50.00	\$100.00	\$100.00	\$150.00	50%	\$50.00
6454 - TELEPHONE / INTERNET SERVC	\$240.00	\$300.00	\$300.00	\$250.00	-16.667%	-\$50.00
6520 - OFFICE SUPPLIES	\$662.85	\$2,900.00	\$2,900.00	\$2,500.00	-13.793%	-\$400.00
6529 - NON-INV - SUPPLIES	\$489.75	\$600.00	\$600.00	\$13,000.00	2,066.667%	\$12,400.00
Total Operating:	\$14,228.83	\$16,900.00	\$16,900.00	\$31,100.00	84.024%	\$14,200.00
Capital Outlay						
7202 - OFFICE EQUIPMENT	\$0.00	\$0.00	\$0.00	\$0.00		\$0.00
Total Capital Outlay:	\$0.00	\$0.00	\$0.00	\$0.00		\$0.00
Total City Clerk:	\$289,370.75	\$274,650.00	\$324,570.00	\$345,415.13	25.766%	\$85,615.13
Total City Clerk Department:	\$289,370.75	\$274,650.00	\$324,570.00	\$345,415.13	25.766%	\$85,615.13
Total General Government:	\$289,370.75	\$274,650.00	\$324,570.00	\$345,415.13	25.766%	\$85,615.13
Total Expenditures:	\$289,370.75	\$274,650.00	\$324,570.00	\$345,415.13	25.766%	\$85,615.13

Elections Division 0100-0060

Diane Bartlett

City Clerk

Department: City Clerk

Fund Type: General Fund (Major Fund)

Category: General Government

Mission Statement

The City Clerk's Office provides election service to voters and candidates so they can participate in the election process.

Strategic Plan Goals

*Promote transparency & communication

*Continually improve customer service

*Continuously improve efficiencies and processes throughout the department

2023 Accomplishments

*Successfully processed and completed one primary and general election in early 2023

*Organized and prepared all election materials for the 2024 elections

*Relocated election materials, machines and supplies to our new storage facility

*Processed Voter Four Year Maintenance (2,000+)

2024 Goals

*Successfully coordinate and complete four election in 2024

Personnel Positions

ELECTIONS (0100-0060)			
PERSONNEL POSITIONS			
Position Title	Current Budgeted Employees	Current Actual Employees	2024 Proposed Employees
Full-time Employee	0.00	0.00	0.00
Part-time Employee	1.00	0.00	0.00
Poll Workers	varies	varies	varies
TOTAL PERSONNEL	1.00	0.00	0.00

Revenues by Source

Name	FY2022 YTD Actual	FY2023 Budget: Amended	FY2023 Projected	9-28-23 Latest Version (General Fund)	FY2023 Budget: Amended vs. 9-28-23 Latest Version (General Fund) (% Change)	FY2023 Budget: Amended vs. 9-28-23 Latest Version (General Fund) (\$ Change)
Revenue Source						
Intergovernmental						
4236 - STATE AID-OTHER						
STATE AID-OTHER	\$1,481	\$0	\$0	\$0	0%	\$0
Total 4236 - STATE AID-OTHER:	\$1,481	\$0	\$0	\$0	0%	\$0
Total Intergovernmental:	\$1,481	\$0	\$0	\$0	0%	\$0
Total Revenue Source:	\$1,481	\$0	\$0	\$0	0%	\$0

Expenditures by Expense Type

Name	FY2022 YTD Actual	FY2023 Budget: Amended	FY2023 Projected	9-28-23 Latest Version (General Fund)	FY2023 Budget: Amended vs. 9- 28-23 Latest Version (General Fund) (% Change)	FY2023 Budget: Amended vs. 9- 28-23 Latest Version (General Fund) (\$ Change)
Expense Objects						
Personnel Services						
6102 - REGULAR PAY	\$0	\$29,600	\$890	\$0	-100%	-\$29,600
6103 - REGULAR PAY - TEMP EMPLOYEE	\$127,207	\$42,000	\$53,200	\$150,000	257.1%	\$108,000
6104 - OVERTIME PAY	\$2,088	\$0	\$340	\$0	0%	\$0
6302 - FICA - EMPLOYERS SHARE	\$2,315	\$2,900	\$550	\$11,475	295.7%	\$8,575
6304 - WISCONSIN RETIREMENT FUND	\$2,186	\$2,000	\$430	\$2,654	32.7%	\$654
6306 - HEALTH INSURANCE	\$11,211	\$3,100	\$2,100	\$0	-100%	-\$3,100
6308 - DENTAL	\$456	\$300	\$75	\$0	-100%	-\$300
6310 - LIFE INSURANCE	\$144	\$200	\$30	\$0	-100%	-\$200
Total Personnel Services:	\$145,607	\$80,100	\$57,615	\$164,129	104.9%	\$84,029
Operating						
6404 - PS - MISC CONSULTING / STUDIES	\$1,208	\$5,000	\$5,000	\$0	-100%	-\$5,000
6411 - ADVERTISING/POSTAGE/PRINTING	\$21,657	\$25,000	\$12,500	\$26,000	4%	\$1,000
6415 - SUBSCRIPTION/LICENSING CNTRCTS	\$210	\$300	\$300	\$0	-100%	-\$300
6416 - PREVENTATIVE MNCT CONTRACTS	\$3,995	\$5,000	\$5,000	\$5,000	0%	\$0
6421 - EMPLOYEE TRAINING/DEVELOPMENT	\$120	\$0	\$0	\$0	0%	\$0
6423 - EMPLOYEE ALLOWANCE/REIMBRSMNT	\$727	\$500	\$500	\$1,500	200%	\$1,000
6441 - RENTAL EXPENSE	\$0	\$300	\$300	\$2,000	566.7%	\$1,700
6454 - TELEPHONE / INTERNET SERVC	\$125	\$200	\$200	\$500	150%	\$300
6520 - OFFICE SUPPLIES	\$4,700	\$6,000	\$6,000	\$2,000	-66.7%	-\$4,000
6529 - NON-INV - SUPPLIES	\$4,056	\$300	\$300	\$1,000	233.3%	\$700
Total Operating:	\$36,797	\$42,600	\$30,100	\$38,000	-10.8%	-\$4,600
Capital Outlay						
7204 - MACHINERY & EQUIPMENT	\$926	\$0	\$0	\$0	0%	\$0
Total Capital Outlay:	\$926	\$0	\$0	\$0	0%	\$0
Total Expense Objects:	\$183,330	\$122,700	\$87,715	\$202,129	64.7%	\$79,429

Finance Department 0100-0071

Russ Van Gompel
Director of Finance

Fund Type: General Fund (Major Fund)
Category: General Government

Mission Statement

The mission of the Finance Department is to maintain the integrity of the City through financial services, timely information and analysis, innovation, financial management, and appropriate controls. Our goals are to: (1) accurately record & report all transactions, (2) prudently manage all cash and investments, (3) responsibly execute borrowings, (4) prudently manage the financial operations of the three Utilities, and (5) assist internal and external customers with finance related issues, challenges, and opportunities to the best of our ability.

Strategic Plan Goals

- *Execute the plan to reduce the City's GO Obligation Debt to 70%
- *Apply strategic plan initiative to the annual budget planning and funding process
 - *Continue implementation of ERP
- *Utilize CIP scoring system to prioritize projects and maximize funding
- *Participate in the structural review of health insurance and benefit package

Personnel Positions

FINANCE (0100-0071)

PERSONNEL POSITIONS

Position Title	Current Budgeted Employees	Current Actual Employees	2024 Proposed Employees
Director of Finance	0.25	0.25	0.25
Assistant Finance Director	1.00	2.00	2.00
Management Analyst	1.00	1.00	1.00
Payroll Coordinator	1.00	1.00	1.00
Staff Accountant	1.00	1.00	1.00
Financial Specialist	1.00	1.00	1.00
Financial Accounting Manager	1.00	0.00	0.00
Account Clerk II (4)	1.25	1.45	1.45
Account Clerk I	0.50	0.00	0.00
TOTAL PERSONNEL	8.00	7.70	7.70

Expenditures by Expense Type

Name	FY2022 YTD Actual	FY2023 Budget: Amended	FY2023 Projected	9-28-23 Latest Version (General Fund)	FY2023 Budget: Amended vs. 9-28- 23 Latest Version (General Fund) (% Change)	FY2023 Budget: Amended vs. 9-28- 23 Latest Version (General Fund) (\$ Change)
Expense Objects						
Personnel Services						
6102 - REGULAR PAY	\$509,487	\$553,300	\$556,200	\$601,704	8.7%	\$48,404
6103 - REGULAR PAY - TEMP EMPLOYEE	\$0	\$2,500	\$2,500	\$2,500	0%	\$0
6104 - OVERTIME PAY	\$2,962	\$2,600	\$2,900	\$2,600	0%	\$0
6302 - FICA - EMPLOYERS SHARE	\$36,996	\$52,900	\$39,800	\$47,512	-10.2%	-\$5,388
6304 - WISCONSIN RETIREMENT FUND	\$33,358	\$48,200	\$37,500	\$41,701	-13.5%	-\$6,499
6306 - HEALTH INSURANCE	\$114,777	\$141,900	\$146,500	\$161,865	14.1%	\$19,965
6307 - HEALTH INSURANCE ADMIN FEE	\$8,100	\$0	\$0	\$0	0%	\$0
6308 - DENTAL	\$5,555	\$7,500	\$6,400	\$7,591	1.2%	\$91
6310 - LIFE INSURANCE	\$1,441	\$1,600	\$1,600	\$1,593	-0.5%	-\$7
Total Personnel Services:	\$712,677	\$810,500	\$793,400	\$867,064	7%	\$56,564
Operating						
6402 - PS- AUDIT	\$35,441	\$30,000	\$30,000	\$30,000	0%	\$0
6415 - SUBSCRIPTION/LICENSING CNTRCTS	\$13,499	\$15,000	\$17,500	\$20,000	33.3%	\$5,000
6421 - EMPLOYEE TRAINING/DEVELOPMENT	\$7,572	\$10,000	\$10,000	\$12,000	20%	\$2,000
6422 - PRFSL LICENSE/MEMERSHIP/BOND	\$2,468	\$2,400	\$2,400	\$2,500	4.2%	\$100
6423 - EMPLOYEE ALLOWANCE/REIMBRSMNT	\$0	\$1,000	\$7,500	\$1,000	0%	\$0
6441 - RENTAL EXPENSE	\$271	\$3,300	\$0	\$0	-100%	-\$3,300
6443 - LEASE EXPENSE	\$3,053	\$0	\$3,300	\$4,800	N/A	\$4,800
6454 - TELEPHONE / INTERNET SERVC	\$240	\$300	\$300	\$300	0%	\$0
6462 - INVENTORY OVER/SHORT	-\$98,280	\$0	\$0	\$0	0%	\$0
6464 - CASH OVER / SHORT	-\$11	\$0	\$0	\$0	0%	\$0
6469 - UNCOLLECTIBLE ACCOUNTS	\$478	\$0	\$0	\$0	0%	\$0
6520 - OFFICE SUPPLIES	\$2,833	\$4,100	\$3,500	\$3,000	-26.8%	-\$1,100
6529 - NON-INV - SUPPLIES	\$492	\$500	\$500	\$500	0%	\$0
6550 - MINOR EQUIPMENT	\$1,385	\$1,000	\$2,500	\$2,500	150%	\$1,500
Total Operating:	-\$30,559	\$67,600	\$77,500	\$76,600	13.3%	\$9,000
Total Expense Objects:	\$682,117	\$878,100	\$870,900	\$943,664	7.5%	\$65,564

Taxes & Interest Budget 0100-0072

Russ Van Gompel
Director of Finance

Department: Finance Department
Fund Type: General Fund (Major Fund)
Category: General Government

Revenues by Source

Name	FY2022 YTD Actual	FY2023 Budget: Amended	FY2023 Projected	9-28-23 Latest Version (General Fund)	FY2023 Budget: Amended vs. 9-28-23 Latest Version (General Fund) (% Change)	FY2023 Budget: Amended vs. 9-28-23 Latest Version (General Fund) (\$ Change)
Revenue Source						
Taxes and Special Assessments						
4102 - GENERAL PROPERTY TAX-CITY	\$22,223,400	\$23,435,500	\$23,435,500	\$24,020,000	2.5%	\$584,500
4108 - MOBILE HOME FEES	\$196,440	\$152,000	\$152,000	\$190,000	25%	\$38,000
4112 - PMT-IN LIEU OF TAX-UTILITY	\$1,542,600	\$1,542,600	\$1,542,600	\$1,542,600	0%	\$0
4118 - PMT-IN LIEU OF TAX-OTHER	\$73,878	\$100,000	\$100,000	\$100,000	0%	\$0
4120 - INTEREST-TAXES	\$144,689	\$130,000	\$130,000	\$150,000	15.4%	\$20,000
Total Taxes and Special Assessments:	\$24,181,007	\$25,360,100	\$25,360,100	\$26,002,600	2.5%	\$642,500
Charges for Services						
4560 - WEED CUTTING	\$17,972	\$15,000	\$15,000	\$16,000	6.7%	\$1,000
4561 - SNOW REMOVAL	\$57,124	\$40,000	\$60,000	\$80,000	100%	\$40,000
Total Charges for Services:	\$75,096	\$55,000	\$75,000	\$96,000	74.5%	\$41,000
Miscellaneous Income						
4910 - INTEREST-INSTALLMENT S/A	\$363,157	\$475,000	\$375,000	\$400,000	-15.8%	-\$75,000
4972 - MISCELLANEOUS REVENUE	\$5,438	\$0	\$0	\$0	0%	\$0
Total Miscellaneous Income:	\$368,595	\$475,000	\$375,000	\$400,000	-15.8%	-\$75,000
Total Revenue Source:	\$24,624,698	\$25,890,100	\$25,810,100	\$26,498,600	2.4%	\$608,500

Expenditures by Expense Type

Name	FY2022 YTD Actual	FY2023 Budget: Amended	FY2023 Projected	9-28-23 Latest Version (General Fund)	FY2023 Budget: Amended vs. 9- 28-23 Latest Version (General Fund) (% Change)	FY2023 Budget: Amended vs. 9- 28-23 Latest Version (General Fund) (\$ Change)
Expense Objects						
Operating						
6411 - ADVERTISING/POSTAGE/PRINTING	\$8,706	\$0	\$0	\$0	0%	\$0
6434 - PROPERTY TAX EQUIVALENT	\$68,254	\$60,000	\$65,000	\$70,000	16.7%	\$10,000
6469 - UNCOLLECTIBLE ACCOUNTS	\$88,048	\$0	\$0	\$0	0%	\$0
Total Operating:	\$165,007	\$60,000	\$65,000	\$70,000	16.7%	\$10,000
Total Expense Objects:	\$165,007	\$60,000	\$65,000	\$70,000	16.7%	\$10,000

Other Revenue Budget 0100-0073

Russ Van Gompel
Director of Finance

Department: Finance Department
Fund Type: General Fund (Major Fund)
Category: General Government

Revenues by Source

Name	FY2022 YTD Actual	FY2023 Budget: Amended	FY2023 Projected	9-28-23 Latest Version (General Fund)	FY2023 Budget: Amended vs. 9-28-23 Latest Version (General Fund) (% Change)	FY2023 Budget: Amended vs. 9-28-23 Latest Version (General Fund) (\$ Change)
Revenue Source						
Intergovernmental						
4210 - STATE AID-SHARED TAXES	\$9,609,614	\$9,609,600	\$9,716,200	\$11,633,400	21.1%	\$2,023,800
4228 - STATE AID-LOCAL STREETS	\$2,659,578	\$2,989,000	\$2,516,600	\$2,512,300	-15.9%	-\$476,700
4229 - STATE AID - CONNECTING HWY	\$329,452	\$0	\$3,720	\$394,400	N/A	\$394,400
4232 - STATE AID-PYMT FOR MUNIC SRVS	\$1,116,086	\$1,083,300	\$1,116,100	\$1,118,500	3.2%	\$35,200
4236 - STATE AID-OTHER	\$102,114	\$98,000	\$98,000	\$98,000	0%	\$0
4237 - STATE AID-COMPUTER CREDIT	\$633,621	\$633,600	\$633,600	\$633,600	0%	\$0
4238 - STATE AID-EXPEND RESTRAINT	\$1,404,986	\$1,547,700	\$1,547,700	\$1,588,800	2.7%	\$41,100
4239 - STATE PERSONAL PROPERTY AID	\$180,166	\$183,700	\$183,700	\$183,700	0%	\$0
4262 - LOCAL CONTRIBUTION AND AID	-\$101,052	\$0	\$0	\$0	0%	\$0
Total Intergovernmental:	\$15,934,565	\$16,144,900	\$15,815,620	\$18,162,700	12.5%	\$2,017,800
Charges for Services						
4519 - PROPERTY SEARCH FEES	\$56,210	\$45,000	\$45,000	\$50,000	11.1%	\$5,000
Total Charges for Services:	\$56,210	\$45,000	\$45,000	\$50,000	11.1%	\$5,000
Miscellaneous Income						
4907 - INTEREST - ACCOUNTS RECEIVABLE	\$8,513	\$3,000	\$3,000	\$3,000	0%	\$0
4908 - INTEREST-OTHER INVESTMENTS	\$922,888	\$300,000	\$1,750,000	\$1,750,000	483.3%	\$1,450,000
4916 - CAPITAL GAINS ON INVESTMENTS	-\$314,324	\$0	\$0	\$0	0%	\$0
4972 - MISCELLANEOUS REVENUE	\$122,763	\$150,000	\$150,000	\$160,000	6.7%	\$10,000
Total Miscellaneous Income:	\$739,839	\$453,000	\$1,903,000	\$1,913,000	322.3%	\$1,460,000
Other Financing						
5300 - SALE OF CAPITAL ASSETS	\$95,377	\$25,000	\$25,000	\$25,000	0%	\$0
Total Other Financing:	\$95,377	\$25,000	\$25,000	\$25,000	0%	\$0
Total Revenue Source:	\$16,825,992	\$16,667,900	\$17,788,620	\$20,150,700	20.9%	\$3,482,800

Purchasing Division 0100-0090



Jon Urben
General Services Manager

Department: Administrative Services Department
Fund Type: General Fund (Major Fund)
Category: General Government

Mission Statement

The Purchasing Division's mission is to acquire commodities and services for the City in an effective, efficient, and impartial manner. Specific objectives include: (a) ensuring fair and equitable treatment of all vendors and persons who deal with the procurement process, (b) fostering public confidence in these purchasing procedures through the use of modern and professional business tools, and (c) securing the advantages and economies derived from a centralized/standardized purchasing system.

Strategic Plan Goals

Enhance the effectiveness of our City Government:

*Maximize our financial position

2023 Accomplishments

*Coordinated various bids including: Water Distribution's overhead garage door replacement and water intrusion repairs, Police Department's 3rd Avenue storage facility, Museum's masonry repairs/loading doors, tree removal services, Convention Center and Safety Building elevator modernizations. Westhaven Circle/Teichmiller Park court resurfacing and more

*Coordinated various CIP equipment/materials bids and cooperative purchases including water chemicals, computers, furniture, trucks, tractors, traffic paint, skid steers, side loader refuse trucks, vehicle barriers, hydrovactors, police vehicles, lighting poles/fixtures and more

*Coordinated requests for proposals/professional service agreements including AE services for playground design, 3rd Avenue renovation, OFD 15 trench repairs, Museum masonry repairs/loading door, Grand lift, parking ramp repairs, tennis court resurfacing and more

2024 Goals

*Continue to work with Facilities Maintenance to maximize cost savings by centralizing bids for facility maintenance service agreements, supplies and/or materials

*Coordinate procurements/solicitations for 2024 CIP equipment, vehicles and projects

*Continue to pursue cooperative purchasing programs for city purchases to save costs and staff time

Personnel Positions

PURCHASING (0100-0090)			
PERSONNEL POSITIONS			
Position Title	Current Budgeted Employees	Current Actual Employees	2024 Proposed Employees
General Services Manager	1.00	1.00	1.00
Purchasing Agent	1.00	1.00	1.00
Office Assistant	1.00	1.00	1.00
TOTAL PERSONNEL	3.00	3.00	3.00

Expenditures by Expense Type

Name	FY2022 YTD Actual	FY2023 Budget: Amended	FY2023 Projected	9-28-23 Latest Version (General Fund)	FY2023 Budget: Amended vs. 9- 28-23 Latest Version (General Fund) (% Change)	FY2023 Budget: Amended vs. 9- 28-23 Latest Version (General Fund) (\$ Change)
Expense Objects						
Personnel Services						
6102 - REGULAR PAY	\$210,413	\$220,200	\$225,200	\$225,636	2.5%	\$5,436
6104 - OVERTIME PAY	\$0	\$300	\$300	\$300	0%	\$0
6302 - FICA - EMPLOYERS SHARE	\$15,468	\$16,300	\$16,300	\$17,286	6%	\$986
6304 - WISCONSIN RETIREMENT FUND	\$13,701	\$15,000	\$15,000	\$15,592	3.9%	\$592
6306 - HEALTH INSURANCE	\$43,734	\$39,100	\$49,200	\$44,914	14.9%	\$5,814
6307 - HEALTH INSURANCE ADMIN FEE	\$2,400	\$0	\$0	\$0	0%	\$0
6308 - DENTAL	\$2,798	\$2,800	\$2,800	\$2,814	0.5%	\$14
6310 - LIFE INSURANCE	\$952	\$1,200	\$1,200	\$597	-50.2%	-\$603
Total Personnel Services:	\$289,466	\$294,900	\$310,000	\$307,139	4.2%	\$12,239
Operating						
6411 - ADVERTISING/POSTAGE/PRINTING	\$1,711	\$2,500	\$3,000	\$3,000	20%	\$500
6421 - EMPLOYEE TRAINING/DEVELOPMENT	\$694	\$1,800	\$600	\$1,800	0%	\$0
6422 - PRFSL LICENSE/MEMERSHIP/BOND	\$764	\$800	\$500	\$600	-25%	-\$200
6441 - RENTAL EXPENSE	\$138	\$0	\$0	\$0	0%	\$0
6443 - LEASE EXPENSE	\$1,525	\$1,700	\$1,700	\$1,700	0%	\$0
6454 - TELEPHONE / INTERNET SERVC	\$240	\$200	\$200	\$200	0%	\$0
6520 - OFFICE SUPPLIES	\$752	\$1,200	\$1,000	\$1,200	0%	\$0
6529 - NON-INV - SUPPLIES	\$156	\$0	\$0	\$0	0%	\$0
Total Operating:	\$5,979	\$8,200	\$7,000	\$8,500	3.7%	\$300
Total Expense Objects:	\$295,444	\$303,100	\$317,000	\$315,639	4.1%	\$12,539

Information Technology Division 0100-0110



Tony Neumann
Information Technology Manager

Department: Administrative Services Department
Fund Type: General Fund (Major Fund)
Category: General Government

Mission Statement

The Information Technology Division will provide the highest quality technology-based services as well as Geographic Information System (GIS) design & administration and printing, mailing, shipping in the most cost-effective manner to facilitate the internal support services, governance, and community service for the City of Oshkosh and its citizens.

Strategic Plan Goals

Enhance the Effectiveness of our Government:

*Improve Our Internal and External Communication

Improve and Maintain Our Infrastructure:

*Update and Maintain Our Technology

2023 Accomplishments

*Began the migration of GIS data sets to a new GIS server infrastructure

*Automated the population of various datasets for use within online dashboards, for departmental analytics

*Continued the expansion of the network infrastructure to Pollock Community Water Park, Leach Amphitheater & Sawyer Street Fire Training Center

2024 Goals

*Implement improved backup system, disaster recovery and business continuity plan for the City's data center infrastructure

*Continue to migrate GIS datasets to the new infrastructure, to improve departmental data access, analytics and public data access

Personnel Positions

INFORMATION TECHNOLOGY (0100-0110)

PERSONNEL POSITIONS			
Position Title	Current Budgeted Employees	Current Actual Employees	2024 Proposed Employees
Info Tech Manager	1.00	1.00	1.00
Network Administrator	1.00	1.00	1.00
Systems Analyst/Web Developer	2.00	2.00	2.00
GIS Administrator	0.40	0.40	0.40
GIS Tech	1.00	1.00	1.00
Desktop Support Tech	1.00	1.00	1.00
Telecommunications Specialist	1.00	1.00	1.00
Help Desk Specialist	1.00	1.00	1.00
Tech Support Services Coord	1.00	1.00	1.00
TOTAL PERSONNEL	9.40	9.40	9.40

Revenues by Source

Name	FY2022 YTD Actual	FY2023 Budget: Amended	FY2023 Projected	9-28-23 Latest Version (General Fund)	FY2023 Budget: Amended vs. 9-28-23 Latest Version (General Fund) (% Change)	FY2023 Budget: Amended vs. 9-28-23 Latest Version (General Fund) (\$ Change)
Revenue Source						
Service Charges						
4822 - SERVICE CHARGE - IT	\$104,700	\$130,500	\$130,500	\$130,500	0%	\$0
Total Service Charges:	\$104,700	\$130,500	\$130,500	\$130,500	0%	\$0
Total Revenue Source:	\$104,700	\$130,500	\$130,500	\$130,500	0%	\$0

Expenditures by Expense Type

Name	FY2022 YTD Actual	FY2023 Budget: Amended	FY2023 Projected	9-28-23 Latest Version (General Fund)	FY2023 Budget: Amended vs. 9-28-23 Latest Version (General Fund) (% Change)	FY2023 Budget: Amended vs. 9-28-23 Latest Version (General Fund) (\$ Change)
Expense Objects						
Personnel Services						
6102 - REGULAR PAY	\$552,290	\$636,400	\$627,800	\$647,964	1.8%	\$11,564
6104 - OVERTIME PAY	\$771	\$0	\$0	\$0	0%	\$0
6302 - FICA - EMPLOYERS SHARE	\$40,750	\$47,100	\$46,000	\$49,574	5.3%	\$2,474
6304 - WISCONSIN RETIREMENT FUND	\$36,006	\$43,200	\$42,700	\$44,714	3.5%	\$1,514
6306 - HEALTH INSURANCE	\$128,270	\$154,000	\$171,300	\$170,226	10.5%	\$16,226
6307 - HEALTH INSURANCE ADMIN FEE	\$6,500	\$0	\$0	\$0	0%	\$0
6308 - DENTAL	\$6,308	\$7,300	\$7,300	\$7,483	2.5%	\$183
6310 - LIFE INSURANCE	\$884	\$1,000	\$1,000	\$1,716	71.6%	\$716
Total Personnel Services:	\$771,779	\$889,000	\$896,100	\$921,677	3.7%	\$32,677
Operating						
6411 - ADVERTISING/POSTAGE/PRINTING	\$37,990	\$45,800	\$45,800	\$41,800	-8.7%	-\$4,000
6415 - SUBSCRIPTION/LICENSING CNTRCTS	\$471,386	\$510,500	\$535,400	\$575,000	12.6%	\$64,500
6416 - PREVENTATIVE MNTC CONTRACTS	\$62,430	\$18,500	\$25,300	\$23,100	24.9%	\$4,600
6417 - 3RD PARTY CONTRACTED SERVICE	\$1,046	\$600	\$600	\$600	0%	\$0
6421 - EMPLOYEE TRAINING/DEVELOPMENT	\$4,845	\$6,200	\$3,200	\$7,300	17.7%	\$1,100
6422 - PRFSL LICENSE/MEMERSHIP/BOND	\$2,400	\$2,300	\$2,400	\$2,500	8.7%	\$200
6423 - EMPLOYEE ALLOWANCE/REIMBRSMNT	\$697	\$600	\$600	\$600	0%	\$0
6443 - LEASE EXPENSE	\$32,287	\$27,400	\$27,400	\$27,400	0%	\$0
6452 - LICENSE & PERMITS	\$115	\$100	\$100	\$100	0%	\$0
6454 - TELEPHONE / INTERNET SERVC	\$33,737	\$36,300	\$36,300	\$33,500	-7.7%	-\$2,800
6520 - OFFICE SUPPLIES	\$7,683	\$11,300	\$11,300	\$11,600	2.7%	\$300
6524 - SPECIALTY SUPPLIES	\$7,532	\$5,700	\$5,700	\$5,400	-5.3%	-\$300
6529 - NON-INV - SUPPLIES	\$850	\$2,700	\$2,700	\$2,700	0%	\$0
6550 - MINOR EQUIPMENT	\$82,032	\$119,100	\$119,100	\$99,800	-16.2%	-\$19,300
Total Operating:	\$745,030	\$787,100	\$815,900	\$831,400	5.6%	\$44,300
Capital Outlay						
7202 - OFFICE EQUIPMENT	\$246,868	\$0	\$0	\$43,200	N/A	\$43,200
Total Capital Outlay:	\$246,868	\$0	\$0	\$43,200	N/A	\$43,200
Total Expense Objects:	\$1,763,677	\$1,676,100	\$1,712,000	\$1,796,277	7.2%	\$120,177

Insurance Budget 0100-0120

Paul Greeninger
Safety and Risk Management Officer

Department: Administrative Services Department
Fund Type: General Fund (Major Fund)
Category: General Government

Mission Statement

The risk management operation is responsible for securing insurance coverage for city property and activities. The types of insurance include: Workers Compensation, General Liability, Police Professional, Fleet Liability, Public Officials, Employee Dishonesty & Crime, Property & Contractors Equipment, Fleet Comprehensive & Collision, Boiler & Machinery, Tank Liability, Pollution Liability and Cyber Liability. This is a cooperative process with the assistance of several City Departments.

Strategic Plan Goals

Enhance the Effectiveness of our City Government:

*Maximize our financial position based on our capabilities & limitations

2023 Accomplishments

*Evaluated property insurance vendor to maximize coverage and minimize cost

*Developed accident investigation form for supervisors to use when the City vehicles and/or property is damaged

2024 Goals

*Create a process in coordination with other departments to track property and vehicles when they are obtained or sold in order to insure all are with the insurance carrier

Expenditures by Expense Type

Name	FY2022 YTD Actual	FY2023 Budget: Amended	FY2023 Projected	9-28-23 Latest Version (General Fund)	FY2023 Budget: Amended vs. 9-28- 23 Latest Version (General Fund) (% Change)	FY2023 Budget: Amended vs. 9-28- 23 Latest Version (General Fund) (\$ Change)
Expense Objects						
Operating						
6412 - CONTRACTUAL AGREEMENT PYMNTS	\$2,106	\$40,000	\$30,000	\$40,000	0%	\$0
6422 - PRFSL LICENSE/MEMERSHIP/BOND	\$100	\$1,000	\$500	\$1,000	0%	\$0
6450 - INSURANCE EXPENSE	\$425,099	\$495,500	\$475,100	\$511,500	3.2%	\$16,000
6451 - WORKERS COMPENSATION	\$548,500	\$572,900	\$572,900	\$572,900	0%	\$0
Total Operating:	\$975,805	\$1,109,400	\$1,078,500	\$1,125,400	1.4%	\$16,000
Total Expense Objects:	\$975,805	\$1,109,400	\$1,078,500	\$1,125,400	1.4%	\$16,000

Facility Maintenance Division 0100-0130



Jon Urben
General Services Manager

Department: Administrative Services Manager
Fund Type: General Fund (Major Fund)
Category: General Government

Mission Statement

The mission of Facilities Maintenance is to maintain the division's facilities to ensure their environments will support the goals of these buildings in a safe, clean, effective, and efficient manner.

Strategic Plan Goals

Improve and Maintain our Infrastructure:

*Improve our City Facilities

1. Implement recommendations of the Facility Plan,
2. Continue annual Roofing/HVAC prioritization, maintenance, replacement,
3. Continue implementation of energy efficiency upgrades

*Update and Improve our City Equipment

1. Continue implementation of long-range equipment replacement plans/strategies,
2. Incorporate recommendations for equipment replacement in CIP

2023 Accomplishments

*Began cross-training of staff as a result of 2023 reorganization that added facility maintenance responsibilities of the new Parks Administration Building and Four Seasons Facility, the Oshkosh Public Museum, Field Operations Center and Fire Stations

*Initiated central tracking spreadsheet of facility CIP projects

*Completed installation of energy efficient air handler units at Public Library and Convention Center

*Completed installation of elevator replacements at the Convention Center and Safety Buildings

*Coordinated tracking ADA Transition Plan projects in public buildings

*Completed renovation/transition of new storage facility at 19 E. Irving

*Began planning renovations for the Police Department 3rd Avenue Storage Facility, Museum's masonry repairs/loading doors and Waldwic exhibit gallery project and OFD 15's trench drain replacement project

2024 Goals

*Continue to work with Purchasing to maximize cost savings by centralizing bids for facility maintenance service agreement, supplies and materials

*Complete renovations of the Police Department 3rd Avenue Storage Facility, Museum's masonry repair/loading doors and Waldwic exhibit gallery and OFD 15's trench drain replacement project

*Begin planning renovations for Sawyer Storage Facility for future Fire Department Training Facility

Personnel Positions

FACILITIES MAINTENANCE (0100-0130)			
PERSONNEL POSITIONS			
Position Title	Current Budgeted Employees	Current Actual Employees	2024 Proposed Employees
Facilities Maintenance Supervisor	1.00	1.00	1.00
Facilities Maintenance Technician	7.00	7.00	7.00
Maintenance Worker PT	0.00	0.00	0.64
Plumber	1.00	1.00	1.00
TOTAL PERSONNEL	8.00	8.00	8.64

Expenditures by Expense Type

Name	FY2022 YTD Actual	FY2023 Budget: Amended	FY2023 Projected	9-28-23 Latest Version (General Fund)	FY2023 Budget: Amended vs. 9- 28-23 Latest Version (General Fund) (% Change)	FY2023 Budget: Amended vs. 9- 28-23 Latest Version (General Fund) (\$ Change)
Expense Objects						
Personnel Services						
6102 - REGULAR PAY	\$273,005	\$339,800	\$382,800	\$491,643	44.7%	\$151,843
6104 - OVERTIME PAY	\$609	\$2,800	\$2,800	\$2,800	0%	\$0
6302 - FICA - EMPLOYERS SHARE	\$19,596	\$23,400	\$27,500	\$37,831	61.7%	\$14,431
6304 - WISCONSIN RETIREMENT FUND	\$17,637	\$21,800	\$26,100	\$34,122	56.5%	\$12,322
6306 - HEALTH INSURANCE	\$100,159	\$129,100	\$128,800	\$191,402	48.3%	\$62,302
6307 - HEALTH INSURANCE ADMIN FEE	\$4,900	\$0	\$0	\$0	0%	\$0
6308 - DENTAL	\$4,983	\$5,400	\$5,400	\$8,348	54.6%	\$2,948
6310 - LIFE INSURANCE	\$1,101	\$1,000	\$1,400	\$1,302	30.2%	\$302
Total Personnel Services:	\$421,991	\$523,300	\$574,800	\$767,448	46.7%	\$244,148
Operating						
6401 - PS - ENGINEER/SURVEY/APPRaisal	\$986	\$5,000	\$0	\$0	-100%	-\$5,000
6412 - CONTRACTUAL AGREEMENT PYMNTS	\$590	\$1,500	\$0	\$0	-100%	-\$1,500
6415 - SUBSCRIPTION/LICENSING CNRCTS	\$1,820	\$0	\$0	\$0	0%	\$0
6416 - PREVENTATIVE MNTC CONTRACTS	\$35,478	\$35,160	\$35,000	\$89,600	154.8%	\$54,440
6417 - 3RD PARTY CONTRACTED SERVICE	\$30,832	\$28,234	\$40,000	\$74,400	163.5%	\$46,166
6418 - UNIFORM LAUNDRY/RUGS/CLEANING	\$1,553	\$2,000	\$2,500	\$17,500	775%	\$15,500
6421 - EMPLOYEE TRAINING/DEVELOPMENT	\$469	\$1,500	\$500	\$1,500	0%	\$0
6422 - PRFSL LICENSE/MEMERSHIP/BOND	\$0	\$500	\$4,200	\$4,500	800%	\$4,000
6423 - EMPLOYEE ALLOWANCE/REIMBRSMNT	\$480	\$2,800	\$800	\$1,100	-60.7%	-\$1,700
6433 - INTERFUND CHARGE BACKS	\$5,848	\$3,000	\$3,000	\$8,200	173.3%	\$5,200
6452 - LICENSE & PERMITS	\$3,258	\$3,800	\$300	\$0	-100%	-\$3,800
6454 - TELEPHONE / INTERNET SERVC	\$1,258	\$2,000	\$2,000	\$3,500	75%	\$1,500
6455 - UTILITY EXPENSE	\$263,207	\$251,300	\$385,600	\$398,600	58.6%	\$147,300
6519 - NON-INVENTORY FUEL	\$0	\$100	\$0	\$0	-100%	-\$100
6520 - OFFICE SUPPLIES	\$110	\$200	\$200	\$200	0%	\$0
6529 - NON-INV - SUPPLIES	\$36,757	\$32,100	\$32,200	\$43,300	34.9%	\$11,200

Name	FY2022 YTD Actual	FY2023 Budget: Amended	FY2023 Projected	9-28-23 Latest Version (General Fund)	FY2023 Budget: Amended vs. 9- 28-23 Latest Version (General Fund) (% Change)	FY2023 Budget: Amended vs. 9- 28-23 Latest Version (General Fund) (\$ Change)
6539 - NON INVENTORY REPAIR PARTS	\$1,253	\$2,000	\$2,000	\$0	-100%	-\$2,000
6550 - MINOR EQUIPMENT	\$8,777	\$6,000	\$6,000	\$6,000	0%	\$0
Total Operating:	\$392,677	\$377,194	\$514,300	\$648,400	71.9%	\$271,206
Total Expense Objects:	\$814,668	\$900,494	\$1,089,100	\$1,415,848	57.2%	\$515,354

Oshkosh Media Division 0100-0150



Jon Urben
General Services Manager

Department: Administrative Services Department
Fund Type: General Fund (Major Fund)
Category: General Government

Mission Statement

To carry out the mission and objectives of the government access (Gov TV) and community access (Life TV) television channels of Oshkosh Media (OM).

Strategic Plan Goals

Enhance the Effectiveness of our City Government:

- *Build trust through communication, education, and relationship building
 1. Facilitate communications with, and feedback from employees
 2. Facilitate public awareness of city services and values
 3. Explore centralized/coordinated public communications and education

2023 Accomplishments

- *Received two Excellence awards at the 2023 Best of the Midwest Media Fest video competition; Launched Podbean podcast platform for Gov TV municipal programming; Developed, promoted and administered two Polco National Community Surveys
- *Utilized Oshkosh Media drone to produce educational and informative segments and programs; worked with IT to implement new cloud-based data storage solution for video archiving
- *Implemented "City Manager Minute" social media video segments featuring updates from the City Manager and social media content calendar to streamline use of various official city social media platforms
- *Replaced AV equipment for government meeting coverage in rooms 404/406 in City Hall

2024 Goals

- *Implemented social media content calendar for official city platforms and continue coordination of discussions and centralized collaboration ideas with departmental social media consortium managers
- *Continue to produce and distribute employee virtual meetings, city manager updates and other employee related messaging/information
- *Continue to explore new opportunities to enhance social media platforms and strategies

Personnel Positions

OSHKOSH MEDIA (0100-0150)			
PERSONNEL POSITIONS			
Position Title	Current Budgeted Employees	Current Actual Employees	2024 Proposed Employees
Media Services Coordinator	1.00	1.00	1.00
Communications Coordinator	1.00	1.00	1.00
Video Editing Technician	1.00	1.00	1.00
TOTAL PERSONNEL	3.00	3.00	3.00

Revenues by Source

Name	FY2022 YTD Actual	FY2023 Budget: Amended	FY2023 Projected	9-28-23 Latest Version (General Fund)	FY2023 Budget: Amended vs. 9-28-23 Latest Version (General Fund) (% Change)	FY2023 Budget: Amended vs. 9-28-23 Latest Version (General Fund) (\$ Change)
Revenue Source						
Intergovernmental						
4252 - OTHER GOVERNMENT AID-CABLE TV	\$142,724	\$142,700	\$142,700	\$142,700	0%	\$0
Total Intergovernmental:	\$142,724	\$142,700	\$142,700	\$142,700	0%	\$0
Licenses and Permits						
4312 - TELEVISION FRANCHISE	\$533,632	\$530,000	\$531,000	\$535,000	0.9%	\$5,000
Total Licenses and Permits:	\$533,632	\$530,000	\$531,000	\$535,000	0.9%	\$5,000
Charges for Services						
4520 - OTHER GENERAL FEES	\$4,350	\$3,000	\$3,000	\$3,000	0%	\$0
Total Charges for Services:	\$4,350	\$3,000	\$3,000	\$3,000	0%	\$0
Total Revenue Source:	\$680,706	\$675,700	\$676,700	\$680,700	0.7%	\$5,000

Expenditures by Expense Type

Name	FY2022 YTD Actual	FY2023 Budget: Amended	FY2023 Projected	9-28-23 Latest Version (General Fund)	FY2023 Budget: Amended vs. 9-28- 23 Latest Version (General Fund) (% Change)	FY2023 Budget: Amended vs. 9-28- 23 Latest Version (General Fund) (\$ Change)
Expense Objects						
Personnel Services						
6102 - REGULAR PAY	\$185,549	\$192,100	\$195,400	\$194,130	1.1%	\$2,030
6104 - OVERTIME PAY	\$398	\$1,600	\$400	\$1,600	0%	\$0
6302 - FICA - EMPLOYERS SHARE	\$13,646	\$14,400	\$14,400	\$14,975	4%	\$575
6304 - WISCONSIN RETIREMENT FUND	\$12,107	\$13,200	\$13,200	\$13,508	2.3%	\$308
6306 - HEALTH INSURANCE	\$35,311	\$39,500	\$40,300	\$37,487	-5.1%	-\$2,013
6307 - HEALTH INSURANCE ADMIN FEE	\$2,400	\$0	\$0	\$0	0%	\$0
6308 - DENTAL	\$2,068	\$2,100	\$2,100	\$1,722	-18%	-\$378
6310 - LIFE INSURANCE	\$355	\$400	\$400	\$514	28.5%	\$114
Total Personnel Services:	\$251,834	\$263,300	\$266,200	\$263,936	0.2%	\$636
Operating						
6415 - SUBSCRIPTION/LICENSING CNTRCTS	\$41,747	\$40,200	\$40,000	\$44,000	9.5%	\$3,800
6421 - EMPLOYEE TRAINING/DEVELOPMENT	\$1,957	\$2,300	\$2,000	\$2,300	0%	\$0
6422 - PRFSL LICENSE/MEMERSHIP/BOND	\$350	\$300	\$400	\$400	33.3%	\$100
6433 - INTERFUND CHARGE BACKS	\$210	\$500	\$500	\$1,700	240%	\$1,200
6454 - TELEPHONE / INTERNET SERVC	\$480	\$500	\$500	\$500	0%	\$0
6520 - OFFICE SUPPLIES	\$60	\$300	\$300	\$300	0%	\$0
6529 - NON-INV - SUPPLIES	\$762	\$1,700	\$1,700	\$1,700	0%	\$0
6550 - MINOR EQUIPMENT	\$5	\$0	\$0	\$0	0%	\$0
Total Operating:	\$45,571	\$45,800	\$45,400	\$50,900	11.1%	\$5,100
Total Expense Objects:	\$297,404	\$309,100	\$311,600	\$314,836	1.9%	\$5,736

Police Department 0100-0211

Dean Smith
Police Chief

Department/Category: Public Safety
Fund Type: General Fund (Major Fund)

Mission Statement

To promote public safety and to enhance the quality of life in our community through innovative policing and community partnerships

Strategic Plan Goals

Provide a Safe, Secure, and Healthy Community

- *Enhance community trust in public safety
- *Continue to improve strategies to address substance abuse in the community
- *Improve transportation safety within the community
- *Strengthen relationships with neighborhood organizations and diverse groups in the community
- *Ensure a high level of response to emergencies

2023 Accomplishments

- *Implementation of new patrol schedule
- *Completion of firearms transition
- *Implementation of flock cameras
- *Participated in 17 National Night Out neighborhood events

2024 Goals

- *Successfully conduct recruitment processes to reach full staffing and enhance workforce diversity
- *Add a School Resource Officer position to ensure sufficient coverage for the Oshkosh Area School
- *Develop a Digital Forensic process or role that will enhance operational efficiencies

Personnel Positions

POLICE (0100-0211)				
PERSONNEL POSITIONS				
Position Title	Current Budgeted Employees	Current Actual Employees	2024 Proposed Employees	
Police Chief	1.00	1.00	1.00	
Assistant Chief	1.00	1.00	1.00	
Captains	2.00	3.00	2.00	
Lieutenants	5.00	5.00	5.00	
Sergeants	13.00	11.00	13.00	
Detectives I & II	7.00	6.00	7.00	
Police Officers	77.00	72.00	77.00	
Office Admin Manager Analyst	1.00	1.00	1.00	
Court Liaison Clerk	1.00	1.00	1.00	
Administrative Assistant	1.00	1.00	1.00	
Records Supervisor	1.00	1.00	1.00	
Office Assistant	1.00	1.00	1.00	
Records & Reports Clerk	2.00	2.00	2.00	
Crime Analyst	1.00	1.00	1.00	
Property Evidence Clerk	1.00	1.00	1.00	
Telecommunications Clerk	3.00	3.00	3.00	
Report Processor	4.00	3.00	3.00	
Digital Forensics Tech	0.00	1.00	1.00	
Fleet & Equipment Coordinator	1.00	1.00	1.00	
Comm. Service Officer (10) P.T.	5.32	5.32	5.32	
Report Processor (2) P.T.	1.24	1.24	1.24	
Parking Control (3) P.T.	1.89	1.89	1.89	
Telecommunications Clerk (3) P.T.	1.86	1.86	1.86	
Court Liaison Clerk (1) P.T.	0.62	0.62	0.62	
Property Evidence Clerk (1) P.T.	0.62	0.62	0.62	
UWO Summer Work Study (2) P.T.	0.51	0.26	0.51	
TOTAL PERSONNEL	135.06	127.81	135.06	

Revenues by Source

Name	FY2022 YTD Actual	FY2023 Budget: Amended	FY2023 Projected	9-28-23 Latest Version (General Fund)	FY2023 Budget: Amended vs. 9-28-23 Latest Version (General Fund) (% Change)	FY2023 Budget: Amended vs. 9-28-23 Latest Version (General Fund) (\$ Change)
Revenue Source						
Intergovernmental						
4206 - FEDERAL AID-POLICE	\$42,867	\$40,000	\$32,400	\$40,000	0%	\$0
4226 - STATE AID-POLICE	\$14,560	\$0	\$14,600	\$29,200	N/A	\$29,200
4240 - COUNTY AID-OTHER AID	\$6,003	\$0	\$7,000	\$0	0%	\$0
4253 - OTHER GOVERNMENT AID-POLICE	\$251,074	\$218,200	\$260,700	\$273,800	25.5%	\$55,600
Total Intergovernmental:	\$314,504	\$258,200	\$314,700	\$343,000	32.8%	\$84,800
Fines, Forfeits and Penalties						
4402 - PARKING VIOLATIONS	\$302,007	\$408,000	\$368,500	\$348,600	-14.6%	-\$59,400
4406 - CITY FINES FROM COURT	\$271,145	\$456,300	\$305,300	\$355,000	-22.2%	-\$101,300
Total Fines, Forfeits and Penalties:	\$573,152	\$864,300	\$673,800	\$703,600	-18.6%	-\$160,700
Charges for Services						
4521 - PD SPEC EVENT REVENUE	\$182,907	\$185,700	\$184,000	\$224,000	20.6%	\$38,300
4522 - PD NON-SPEC EVENT REVENUE	\$38,612	\$21,900	\$36,500	\$36,500	66.7%	\$14,600
4532 - POLICE DEPARTMENT FEES	\$4,659	\$2,500	\$5,000	\$5,000	100%	\$2,500
Total Charges for Services:	\$226,178	\$210,100	\$225,500	\$265,500	26.4%	\$55,400
Miscellaneous Income						
4972 - MISCELLANEOUS REVENUE	\$14,612	\$14,500	\$0	\$0	-100%	-\$14,500
4983 - SPEC EVENT EQUIP DISCOUNT	\$0	-\$6,200	\$0	\$0	-100%	\$6,200
Total Miscellaneous Income:	\$14,612	\$8,300	\$0	\$0	-100%	-\$8,300
Total Revenue Source:	\$1,128,446	\$1,340,900	\$1,214,000	\$1,312,100	-2.1%	-\$28,800

Expenditures by Expense Type

Name	FY2022 YTD Actual	FY2023 Budget: Amended	FY2023 Projected	9-28-23 Latest Version (General Fund)	FY2023 Budget: Amended vs. 9-28-23 Latest Version (General Fund) (% Change)	FY2023 Budget: Amended vs. 9-28-23 Latest Version (General Fund) (\$ Change)
Expense Objects						
Personnel Services						
6102 - REGULAR PAY	\$9,367,382	\$10,057,600	\$9,600,000	\$10,277,861	2.2%	\$220,261
6103 - REGULAR PAY - TEMP EMPLOYEE	\$0	\$5,300	\$5,300	\$5,300	0%	\$0
6104 - OVERTIME PAY	\$734,120	\$815,300	\$785,000	\$815,300	0%	\$0
6302 - FICA - EMPLOYERS SHARE	\$746,034	\$835,300	\$763,000	\$848,689	1.6%	\$13,389
6304 - WISCONSIN RETIREMENT FUND	\$1,154,805	\$1,353,400	\$1,213,700	\$1,467,773	8.5%	\$114,373
6306 - HEALTH INSURANCE	\$1,658,925	\$1,709,600	\$1,843,700	\$1,925,062	12.6%	\$215,462
6307 - HEALTH INSURANCE ADMIN FEE	\$76,100	\$0	\$0	\$0	0%	\$0
6308 - DENTAL	\$81,844	\$87,900	\$86,000	\$92,646	5.4%	\$4,746
6310 - LIFE INSURANCE	\$15,023	\$16,500	\$15,000	\$25,567	55%	\$9,067
Total Personnel Services:	\$13,834,233	\$14,880,900	\$14,311,700	\$15,458,198	3.9%	\$577,298
Operating						
6401 - PS - ENGINEER/SURVEY/APPRaisal	\$123,748	\$0	\$0	\$0	0%	\$0
6404 - PS - MISC CONSULTING / STUDIES	\$8,556	\$3,000	\$2,700	\$3,000	0%	\$0
6411 - ADVERTISING/POSTAGE/PRINTING	\$0	\$200	\$100	\$200	0%	\$0
6412 - CONTRACTUAL AGREEMENT PYMNTS	\$58,807	\$147,300	\$143,300	\$148,000	0.5%	\$700
6413 - CONTRACTUAL EMPLOYMENT	\$0	\$44,800	\$44,800	\$45,900	2.5%	\$1,100
6415 - SUBSCRIPTION/LICENSING CNTRCTS	\$34,645	\$38,400	\$40,000	\$46,600	21.4%	\$8,200
6416 - PREVENTATIVE MNTC CONTRACTS	\$1,812	\$23,600	\$20,700	\$14,900	-36.9%	-\$8,700
6417 - 3RD PARTY CONTRACTED SERVICE	\$87,408	\$102,200	\$101,900	\$84,300	-17.5%	-\$17,900
6418 - UNIFORM LAUNDRY/RUGS/CLEANING	\$25,748	\$32,000	\$26,800	\$32,000	0%	\$0
6421 - EMPLOYEE TRAINING/DEVELOPMENT	\$59,828	\$45,800	\$45,800	\$75,000	63.8%	\$29,200
6422 - PRFSL LICENSE/MEMBERSHIP/BOND	\$2,636	\$1,900	\$1,700	\$1,900	0%	\$0
6423 - EMPLOYEE ALLOWANCE/REIMBRSMNT	\$51,556	\$58,000	\$54,800	\$58,600	1%	\$600
6433 - INTERFUND CHARGE BACKS	\$2,011	\$0	\$200,000	\$208,200	N/A	\$208,200
6443 - LEASE EXPENSE	\$12,648	\$16,400	\$16,300	\$17,100	4.3%	\$700
6452 - LICENSE & PERMITS	\$80	\$1,200	\$1,200	\$0	-100%	-\$1,200

Name	FY2022 YTD Actual	FY2023 Budget: Amended	FY2023 Projected	9-28-23 Latest Version (General Fund)	FY2023 Budget: Amended vs. 9-28-23 Latest Version (General Fund) (% Change)	FY2023 Budget: Amended vs. 9-28-23 Latest Version (General Fund) (\$ Change)
6454 - TELEPHONE / INTERNET SERVC	\$69,684	\$68,800	\$68,500	\$71,100	3.3%	\$2,300
6455 - UTILITY EXPENSE	\$13,611	\$14,200	\$14,500	\$16,300	14.8%	\$2,100
6519 - NON-INVENTORY FUEL	\$0	\$0	\$100	\$0	0%	\$0
6520 - OFFICE SUPPLIES	\$21,841	\$25,400	\$25,400	\$26,000	2.4%	\$600
6523 - MEDICAL SUPPLIES	\$309	\$2,000	\$2,000	\$1,400	-30%	-\$600
6529 - NON-INV - SUPPLIES	\$77,042	\$84,189	\$81,200	\$74,400	-11.6%	-\$9,789
6539 - NON INVENTORY REPAIR PARTS	\$970	\$0	\$0	\$0	0%	\$0
6550 - MINOR EQUIPMENT	\$65,445	\$149,800	\$146,700	\$30,200	-79.8%	-\$119,600
Total Operating:	\$718,384	\$859,189	\$1,038,500	\$955,100	11.2%	\$95,911
Capital Outlay						
7204 - MACHINERY & EQUIPMENT	\$0	\$16,900	\$16,900	\$0	-100%	-\$16,900
7210 - MOTOR VEHICLES	\$224,767	\$215,300	\$215,300	\$338,400	57.2%	\$123,100
Total Capital Outlay:	\$224,767	\$232,200	\$232,200	\$338,400	45.7%	\$106,200
Total Expense Objects:	\$14,777,384	\$15,972,289	\$15,582,400	\$16,751,698	4.9%	\$779,409

Animal Care Budget 0100-0214

Jessica Miller

Department/Category: Public Safety
Fund Type: General Fund (Major Fund)

Mission Statement

The mission of the Oshkosh Area Humane Society is to provide compassionate care and comfort to animals in need and to build a community that promotes humane treatment of all animals.

Strategic Plan Goals

- *Offer medical and behavioral services to our community
- *Decrease owner surrenders through a variety of surrender-prevention service options
- *Become an educational resource in all areas of pet ownership and humane treatment
- *Continue to partner with OPD to efficiently and thoroughly address animal cruelty and neglect in our community

2023 Accomplishments

- *Our community pantry has provided food for over 250 animals for pet owners struggling to feed their animals
- *We created an in-house dental suite so we are now able to perform dental cleanings and procedures such as extractions, eliminating the need to outsource, thus saving costs.

2024 Goals

- *Send an OAHS staff member to humane officer training to foster partnership between OAHS and OPD
- *Increase visibility/understanding of OAHS and its community programs and services through education and public events
- *Offer animal medical and behavioral services to our commun

Expenditures by Expense Type

Name	FY2022 YTD Actual	FY2023 Budget: Amended	FY2023 Projected	9-28-23 Latest Version (General Fund)	FY2023 Budget: Amended vs. 9-28-23 Latest Version (General Fund) (% Change)	FY2023 Budget: Amended vs. 9-28-23 Latest Version (General Fund) (\$ Change)
Expense Objects						
Operating						
6412 - CONTRACTUAL AGREEMENT PYMNTS	\$99,900	\$102,400	\$102,400	\$105,000	2.5%	\$2,600
Total Operating:	\$99,900	\$102,400	\$102,400	\$105,000	2.5%	\$2,600
Total Expense Objects:	\$99,900	\$102,400	\$102,400	\$105,000	2.5%	\$2,600

Auxiliary Police Budget 0100-0217

Scott Footit
Auxiliary Chief

Department/Category: Public Safety
Fund Type: General Fund (Major Fund)

Mission Statement

The Oshkosh Auxiliary Police is an organization comprised of community minded civilian volunteers and exist to assist and support the Oshkosh Police Department with additional trained manpower whenever called upon. Auxiliary Officers are dedicated to public service; committed to providing competent volunteer law enforcement services to our community with a high degree of courtesy, honor, respect, and pride.

Strategic Plan Goals

Provide a Safe, Secure, and Healthy Community

- *Improve transportation safety within the community with speed awareness program
 - *Ensure a high level of response to emergencies
 - *Provide trained volunteer services for special events

2023 Accomplishments

- *Deployed 3 speed awareness trailers throughout the city focusing on troubled areas
 - *Completed 64 years of service to the Citizens of Oshkosh
 - *Responded to various unplanned call's for service
 - *Completed Incident Command System training

2024 Goals

- *Recruit new members to get up to 30 active members
- *Continue Speed Awareness Program with a focus on school zones
- *Refresh all members on TIMS (Traffic Incident Management Systems)

Expenditures by Expense Type

Name	FY2022 YTD Actual	FY2023 Budget: Amended	FY2023 Projected	9-28-23 Latest Version (General Fund)	FY2023 Budget: Amended vs. 9-28-23 Latest Version (General Fund) (% Change)	FY2023 Budget: Amended vs. 9-28-23 Latest Version (General Fund) (\$ Change)
Expense Objects						
Operating						
6417 - 3RD PARTY CONTRACTED SERVICE	\$600	\$1,300	\$1,200	\$1,100	-15.4%	-\$200
6421 - EMPLOYEE TRAINING/DEVELOPMENT	\$650	\$1,400	\$700	\$1,300	-7.1%	-\$100
6423 - EMPLOYEE ALLOWANCE/REIMBRSMNT	\$1,872	\$1,800	\$1,400	\$2,000	11.1%	\$200
6454 - TELEPHONE / INTERNET SERVC	\$456	\$500	\$500	\$500	0%	\$0
6520 - OFFICE SUPPLIES	\$0	\$100	\$100	\$100	0%	\$0
6529 - NON-INV - SUPPLIES	\$848	\$1,700	\$1,600	\$1,300	-23.5%	-\$400
Total Operating:	\$4,426	\$6,800	\$5,500	\$6,300	-7.4%	-\$500
Total Expense Objects:	\$4,426	\$6,800	\$5,500	\$6,300	-7.4%	-\$500

Crossing Guards Budget 0100-0218

Dean Smith
Chief of Police

Department/Category: Public Safety
Fund Type: General Fund (Major Fund)

Mission Statement

To promote public safety and to enhance the quality of life in our community through innovative policing and community partnerships.

Strategic Plan Goals

Provide a Safe, Secure, and Healthy Community

*Improve transportation safety within the community

2023 Accomplishments

*No Children injured

*Replaced some outdated equipment

2024 Goals

*Promote recruitment/employment

*Replace some more outdated equipment to give crossing guards better visibility

*No injuries to children or crossing guards

*Fill shortages with on-call crossing guards instead of with officers/CSOs

Personnel Positions

Crossing Guards (0100-0218)			
PERSONNEL POSITIONS			
Position Title	Current Budgeted Employees	Current Actual Employees	2024 Proposed Employees
Crossing Guards	18.00	18.00	18.00
TOTAL PERSONNEL	18.00	18.00	18.00

Revenues by Source

Name	FY2022 YTD Actual	FY2023 Budget: Amended	FY2023 Projected	9-28-23 Latest Version (General Fund)	FY2023 Budget: Amended vs. 9-28-23 Latest Version (General Fund) (% Change)	FY2023 Budget: Amended vs. 9-28-23 Latest Version (General Fund) (\$ Change)
Revenue Source						
Miscellaneous Income						
4972 - MISCELLANEOUS REVENUE	\$379	\$500	\$500	\$600	20%	\$100
Total Miscellaneous Income:	\$379	\$500	\$500	\$600	20%	\$100
Total Revenue Source:	\$379	\$500	\$500	\$600	20%	\$100

Expenditures by Expense Type

Name	FY2022 YTD Actual	FY2023 Budget: Amended	FY2023 Projected	9-28-23 Latest Version (General Fund)	FY2023 Budget: Amended vs. 9-28-23 Latest Version (General Fund) (% Change)	FY2023 Budget: Amended vs. 9-28-23 Latest Version (General Fund) (\$ Change)
Expense Objects						
Personnel Services						
6102 - REGULAR PAY	\$0	\$4,800	\$0	\$0	-100%	-\$4,800
6103 - REGULAR PAY - TEMP EMPLOYEE	\$76,459	\$95,100	\$99,000	\$99,900	5%	\$4,800
6302 - FICA - EMPLOYERS SHARE	\$5,849	\$7,700	\$7,700	\$7,276	-5.5%	-\$424
6304 - WISCONSIN RETIREMENT FUND	\$0	\$300	\$0	\$0	-100%	-\$300
Total Personnel Services:	\$82,308	\$107,900	\$106,700	\$107,176	-0.7%	-\$724
Operating						
6529 - NON-INV - SUPPLIES	\$125	\$400	\$400	\$500	25%	\$100
Total Operating:	\$125	\$400	\$400	\$500	25%	\$100
Total Expense Objects:	\$82,433	\$108,300	\$107,100	\$107,676	-0.6%	-\$624

Fire & Ambulance 0100-0230 & 0100-0240



Mike Stanley
Fire Chief

Department/Category: Public Safety
Fund Type: General Fund (Major Fund)

Mission Statement

The City of Oshkosh Fire Department is a highly trained team that adds value to our community by providing a wide range of emergency services with skill and compassion. We advocate risk education and education and we provide leadership in times of crisis.

Strategic Plan Goals

Provide a Safe, Secure, and Healthy Community
Enhance the Effectiveness of our City Government
Strengthen Our Neighborhoods and Partnerships

2023 Accomplishments

- *Developed and implemented Continuity of Operation Plans (COOP) for all City Departments
- *Completed a Community Risk Assessment/Standard of Cover document as the next step in the pursuit of departmental accreditation
- *Implemented a document management system to update and maintain department policies and procedures
- *Created an equipment sharing agreement with multiple area fire departments to allow for sharing of equipment to reduce redundancies, create potential cost savings and compensate for unexpected out of service times for apparatus and equipment

2024 Goals

- *Begin the next phase about the development of the Oshkosh Fire Department Training Center
- *Evaluate, select, purchase, and deploy new cardiac monitors department wide
- *Expand fall prevention efforts through collaboration with stakeholders to reduce the risk of falls in our aging population

Personnel Positions

FIRE & AMBULANCE (0100-0230 & 0100-0240)			
PERSONNEL POSITIONS			
	Current Budgeted	Current Actual	2024 Proposed
Position Title	Employees	Employees	Employees
Fire Chief	1.00	1.00	1.00
Assistant Fire Chiefs	2.00	2.00	2.00
Battalion Chiefs	6.00	6.00	6.00
Captains (56-hour)	7.00	9.00	7.00
Captains (40 Hour)	2.00	2.00	2.00
Lieutenants	14.00	12.00	14.00
Equipment Operators	21.00	21.00	21.00
EMS Shift Coordinator	3.00	2.00	3.00
Firefighters	56.00	59.00	56.00
Administrative Assistant	1.00	1.00	1.00
Risk Reduction Coordinator	1.00	1.00	1.00
Management Analyst	1.00	1.00	1.00
TOTAL PERSONNEL	115.00	117.00	115.00

Revenues by Source

Name	FY2022 YTD Actual	FY2023 Budget: Amended	FY2023 Projected	9-28-23 Latest Version (General Fund)	FY2023 Budget: Amended vs. 9-28-23 Latest Version (General Fund) (% Change)	FY2023 Budget: Amended vs. 9-28-23 Latest Version (General Fund) (\$ Change)
Revenue Source						
Intergovernmental						
4236 - STATE AID-OTHER	\$201,246	\$200,000	\$250,700	\$200,000	0%	\$0
4251 - OTHER GOVERNMENT AID-AMBULANCE	\$94,183	\$94,200	\$94,200	\$350,000	271.5%	\$255,800
Total Intergovernmental:	\$295,430	\$294,200	\$344,900	\$550,000	86.9%	\$255,800
Licenses and Permits						
4388 - OTHER PERMITS	\$16,533	\$25,000	\$15,000	\$15,000	-40%	-\$10,000
Total Licenses and Permits:	\$16,533	\$25,000	\$15,000	\$15,000	-40%	-\$10,000
Charges for Services						
4523 - FD SPEC EVENT REVENUE	\$181,589	\$124,000	\$124,000	\$184,000	48.4%	\$60,000
4524 - FD NON-SPEC EVENT REVENUE	\$30,095	\$40,000	\$80,000	\$40,000	0%	\$0
4534 - FIRE DEPARTMENT FEES	\$18,262	\$35,000	\$20,000	\$35,000	0%	\$0
4538 - AMBULANCE SERVICE	\$3,429,813	\$3,575,000	\$3,429,500	\$3,600,000	0.7%	\$25,000
4540 - HAZARDOUS RESPONSE CHARGES	\$0	\$0	\$700	\$0	0%	\$0
Total Charges for Services:	\$3,659,759	\$3,774,000	\$3,654,200	\$3,859,000	2.3%	\$85,000
Miscellaneous Income						
4983 - SPEC EVENT EQUIP DISCOUNT	\$0	-\$10,000	-\$10,000	-\$10,000	0%	\$0
Total Miscellaneous Income:	\$0	-\$10,000	-\$10,000	-\$10,000	0%	\$0
Total Revenue Source:	\$3,971,722	\$4,083,200	\$4,004,100	\$4,414,000	8.1%	\$330,800

Expenditures by Expense Type

Name	FY2022 YTD Actual	FY2023 Budget: Amended	FY2023 Projected	9-28-23 Latest Version (General Fund)	FY2023 Budget: Amended vs. 9-28-23 Latest Version (General Fund) (% Change)	FY2023 Budget: Amended vs. 9-28-23 Latest Version (General Fund) (\$ Change)
Expense Objects						
Personnel Services						
6102 - REGULAR PAY	\$9,434,550	\$9,806,300	\$10,160,000	\$10,225,936	4.3%	\$419,636
6104 - OVERTIME PAY	\$1,071,806	\$534,000	\$579,400	\$337,700	-36.8%	-\$196,300
6302 - FICA - EMPLOYERS SHARE	\$158,225	\$155,700	\$154,400	\$189,363	21.6%	\$33,663
6304 - WISCONSIN RETIREMENT FUND	\$1,701,976	\$1,807,000	\$1,840,000	\$1,983,507	9.8%	\$176,507
6306 - HEALTH INSURANCE	\$1,795,320	\$1,817,300	\$2,186,400	\$2,116,708	16.5%	\$299,408
6307 - HEALTH INSURANCE ADMIN FEE	\$73,600	\$0	\$0	\$0	0%	\$0
6308 - DENTAL	\$97,969	\$93,300	\$105,300	\$103,950	11.4%	\$10,650
6310 - LIFE INSURANCE	\$16,232	\$17,800	\$17,800	\$25,890	45.4%	\$8,090
Total Personnel Services:	\$14,349,678	\$14,231,400	\$15,043,300	\$14,983,054	5.3%	\$751,654
Operating						
6404 - PS - MISC CONSULTING / STUDIES	\$5,860	\$0	\$0	\$0	0%	\$0
6411 - ADVERTISING/POSTAGE/PRINTING	\$1,109	\$2,900	\$2,900	\$1,900	-34.5%	-\$1,000
6412 - CONTRACTUAL AGREEMENT PYMNTS	\$6,288	\$10,000	\$10,000	\$20,000	100%	\$10,000
6415 - SUBSCRIPTION/LICENSING CNTRCTS	\$58,065	\$52,700	\$60,700	\$84,500	60.3%	\$31,800
6416 - PREVENTATIVE MNCTC CONTRACTS	\$92,234	\$138,000	\$138,000	\$73,450	-46.8%	-\$64,550
6417 - 3RD PARTY CONTRACTED SERVICE	\$72,756	\$90,300	\$103,250	\$16,750	-81.5%	-\$73,550
6418 - UNIFORM LAUNDRY/RUGS/CLEANING	\$0	\$0		\$55,000	N/A	\$55,000
6421 - EMPLOYEE TRAINING/DEVELOPMENT	\$21,989	\$13,000	\$18,950	\$33,100	154.6%	\$20,100
6422 - PRFSL LICENSE/MEMBERSHIP/BOND	\$1,975	\$2,200	\$5,800	\$3,400	54.5%	\$1,200
6423 - EMPLOYEE ALLOWANCE/REIMBRSMNT	\$53,297	\$61,600	\$61,600	\$12,000	-80.5%	-\$49,600
6433 - INTERFUND CHARGE BACKS	\$68,373	\$78,700	\$157,800	\$393,800	400.4%	\$315,100
6443 - LEASE EXPENSE	\$1,707	\$1,900	\$1,900	\$2,300	21.1%	\$400
6452 - LICENSE & PERMITS	\$750	\$3,000	\$3,000	\$3,000	0%	\$0
6454 - TELEPHONE / INTERNET SERVC	\$19,784	\$15,000	\$15,000	\$15,000	0%	\$0
6455 - UTILITY EXPENSE	\$109,605	\$112,000	\$112,000	\$112,000	0%	\$0
6469 - UNCOLLECTIBLE ACCOUNTS	\$375,000	\$375,000	\$375,000	\$375,000	0%	\$0
6519 - NON-INVENTORY FUEL	\$191	\$2,200	\$2,200	\$2,200	0%	\$0

Name	FY2022 YTD Actual	FY2023 Budget: Amended	FY2023 Projected	9-28-23 Latest Version (General Fund)	FY2023 Budget: Amended vs. 9-28-23 Latest Version (General Fund) (% Change)	FY2023 Budget: Amended vs. 9-28-23 Latest Version (General Fund) (\$ Change)
6520 - OFFICE SUPPLIES	\$5,145	\$8,000	\$8,000	\$4,000	-50%	-\$4,000
6523 - MEDICAL SUPPLIES	\$115,647	\$141,000	\$141,000	\$169,000	19.9%	\$28,000
6529 - NON-INV - SUPPLIES	\$203,626	\$49,500	\$50,900	\$7,500	-84.8%	-\$42,000
6539 - NON INVENTORY REPAIR PARTS	\$4,820	\$2,900	\$2,900	\$5,300	82.8%	\$2,400
6549 - NON-INV MATERIALS	\$0	\$0		\$9,500	N/A	\$9,500
6550 - MINOR EQUIPMENT	\$6,566	\$8,700	\$11,800	\$19,000	118.4%	\$10,300
7470 - TSF TO OTHER	\$42,500	\$0	\$0	\$0	0%	\$0
6501 - FIRE EQUIPMENT/PPE	\$0	\$0		\$32,500	N/A	\$32,500
Total Operating:	\$1,267,287	\$1,168,600	\$1,282,700	\$1,450,200	24.1%	\$281,600
Capital Outlay						
7204 - MACHINERY & EQUIPMENT	\$11,650	\$5,000	\$5,000	\$5,000	0%	\$0
7214 - BUILDINGS & BUILDING IMPRVMTS	\$0	\$10,000	\$10,000	\$10,000	0%	\$0
Total Capital Outlay:	\$11,650	\$15,000	\$15,000	\$15,000	0%	\$0
Total Expense Objects:	\$15,628,615	\$15,415,000	\$16,341,000	\$16,448,254	6.7%	\$1,033,254

Hydrant Rental Budget 0100-0250

Russ Van Gompel
Director of Finance

Department/Category: Public Safety
Fund Type: General Fund (Major Fund)

Mission Statement

The purpose of this budget is to account for the portion of Public Fire Protection that is currently being collected through the tax/levy bill rather than through the Utility bill.

Expenditures by Expense Type

Name	FY2022 YTD Actual	FY2023 Budget: Amended	FY2023 Projected	9-28-23 Latest Version (General Fund)	FY2023 Budget: Amended vs. 9-28-23 Latest Version (General Fund) (% Change)	FY2023 Budget: Amended vs. 9-28-23 Latest Version (General Fund) (\$ Change)
Expense Objects						
Operating						
6442 - HYDRANT RENTAL	\$650,000	\$650,000	\$650,000	\$650,000	0%	\$0
Total Operating:	\$650,000	\$650,000	\$650,000	\$650,000	0%	\$0
Total Expense Objects:	\$650,000	\$650,000	\$650,000	\$650,000	0%	\$0

Police & Fire Commission Budget 0100-0290

Michelle Behnke
Human Resources Manager

Department/Category: Public Safety
Fund Type: General Fund (Major Fund)

Mission Statement

The purpose of this fund is to comply with the requirement of S.S. 62.13, which mandates the establishment of an eligibility list for the appointment of police officers and firefighters.

Strategic Plan Goals

Provide a Safe, Secure, and Healthy Community
and
Enhance the Effectiveness of Our City Government:

*Recruit, Retain, Engage and Recognize Employees

2023 Accomplishments

*Enhanced recruitment process for police & fire

2024 Goals

*Continue to evaluate and enhanced the recruitment process for Police & Fire

Expenditures by Expense Type

Name	FY2022 YTD Actual	FY2023 Budget: Amended	FY2023 Projected	9-28-23 Latest Version (General Fund)	FY2023 Budget: Amended vs. 9- 28-23 Latest Version (General Fund) (% Change)	FY2023 Budget: Amended vs. 9- 28-23 Latest Version (General Fund) (\$ Change)
Expense Objects						
Operating						
6411 - ADVERTISING/POSTAGE/PRINTING	\$94	\$0	\$0	\$0	0%	\$0
6412 - CONTRACTUAL AGREEMENT PYMNTS	\$23,938	\$28,000	\$35,000	\$50,000	78.6%	\$22,000
6520 - OFFICE SUPPLIES	\$0	\$200	\$200	\$200	0%	\$0
Total Operating:	\$24,032	\$28,200	\$35,200	\$50,200	78%	\$22,000
Total Expense Objects:	\$24,032	\$28,200	\$35,200	\$50,200	78%	\$22,000

Public Works Administration 0100-0410



James Rabe
Director of Public Works

Department/Category: Public Works
Fund Type: General Fund (Major Fund)

Mission Statement

To plan, build, maintain, and improve infrastructure and Department of Public Works services for the community.

Strategic Plan Goals

Improve and Maintain Our Infrastructure

Support Economic Development

Enhance Our Quality of Life Services and Assets

Strengthen Our Neighborhoods

2023 Accomplishments

*Reconstructed Wisconsin Street from West New York Avenue to West Bent Avenue

*Completed and Submitted WWTP WPDES Permit Renewal

*Began PFAS sampling in finished drinking water in accordance with EPA UCMR 5

*Began implementation of the Strategic Communication Plan, including launching the Department of Public Works Facebook page

2024 Goals

*Continue to improve the water service line inventory database and develop a public-facing dashboard in compliance with Federal Lead and Copper rule

*Complete final design of tertiary facility for Phosphorus removal at WWTP

*Reconstruct Waugoo Avenue from North Main Street to Mill Street

Personnel Positions

PUBLIC WORKS ADMINISTRATION (0100-0410)

PERSONNEL POSITIONS			
Position Title	Current Budgeted Employees	Current Actual Employees	2024 Proposed Employees
Director of Public Works	0.60	0.60	0.60
Assistant Director of Public Works	0.25	0.25	0.25
Administrative Assistant	1.00	1.00	1.00
TOTAL PERSONNEL	1.85	1.85	1.85

Expenditures by Expense Type

Name	FY2022 YTD Actual	FY2023 Budget: Amended	FY2023 Projected	9-28-23 Latest Version (General Fund)	FY2022 Budget: Amended vs. 9-28- 23 Latest Version (General Fund) (% Change)	FY2023 Budget: Amended vs. 9-28- 23 Latest Version (General Fund) (\$ Change)
Expense Objects						
Personnel Services						
6102 - REGULAR PAY	\$183,527	\$185,200	\$188,000	\$185,185	6.1%	-\$15
6104 - OVERTIME PAY	\$4	\$0	\$0	\$0	0%	\$0
6302 - FICA - EMPLOYERS SHARE	\$13,878	\$14,000	\$14,000	\$14,168	7.3%	\$168
6304 - WISCONSIN RETIREMENT FUND	\$11,950	\$12,600	\$12,600	\$12,779	8.3%	\$179
6306 - HEALTH INSURANCE	\$15,553	\$16,800	\$12,000	\$30,668	113%	\$13,868
6307 - HEALTH INSURANCE ADMIN FEE	\$1,600	\$0	\$0	\$0	-100%	\$0
6308 - DENTAL	\$729	\$800	\$400	\$434	-45.7%	-\$366
6310 - LIFE INSURANCE	\$477	\$700	\$700	\$490	-2%	-\$210
Total Personnel Services:	\$227,720	\$230,100	\$227,700	\$243,724	12.4%	\$13,624
Operating						
6421 - EMPLOYEE TRAINING/DEVELOPMENT	\$2,914	\$2,800	\$3,000	\$3,000	7.1%	\$200
6422 - PRFSL LICENSE/MEMBERSHIP/BOND	\$1,381	\$1,200	\$1,000	\$1,400	16.7%	\$200
6423 - EMPLOYEE ALLOWANCE/REIMBRSMNT	\$972	\$1,200	\$1,200	\$1,200	9.1%	\$0
6454 - TELEPHONE / INTERNET SERVC	\$594	\$600	\$600	\$600	0%	\$0
6520 - OFFICE SUPPLIES	\$719	\$800	\$1,000	\$1,000	42.9%	\$200
6529 - NON-INV - SUPPLIES	\$285	\$200	\$200	\$200	0%	\$0
Total Operating:	\$6,866	\$6,800	\$7,000	\$7,400	8.8%	\$600
Total Expense Objects:	\$234,585	\$236,900	\$234,700	\$251,124	12.3%	\$14,224

Engineering Division 0100-0420



James Rabe
Director of Public Works

Department/Category: Public Works
Fund Type: General Fund (Major Fund)

Mission Statement

To provide cost-effective and quality service for our customers.

Strategic Plan Goals

Improve and Maintain our infrastructure

Support Economic Development

Improve our Quality of Life Assets

2023 Accomplishments

- *Completed design, bidding, and construction of Wisconsin Street, West Lincoln Avenue, and McKinley Street reconstructs
- *Completed design, bidding, and construction of Arthur Avenue, Tyler Avenue, Coolidge Avenue, and Bauman Street reconstructs
 - *Completed design, bidding, and construction of Bradley Street Asphalt
 - *Completed design of Phase 6 of the Oregon Street Sanitary Sewer Interceptor

2024 Goals

- *Complete design, bidding, and construction of Wagoo Avenue, Cherry Street, Grand Street, West 5th Avenue, West 7th Avenue, East 7th Avenue, Michigan Street, and Iowa Street reconstruction
- *Complete design, bidding, and construction of Sanitary Sewer and Water Mains on Linden Oaks Drive, Meadowbrook Road, and West 9th Avenue as well as New Water Mains on Prospect Avenue
- *Complete design, bidding, and construction of Nicolet Avenue Asphalt

Personnel Positions

ENGINEERING (0100-0420)			
PERSONNEL POSITIONS			
Position Title	Current Budgeted Employees	Current Actual Employees	2024 Proposed Employees
Engineering Mngr./City Engineer	0.50	0.50	0.50
Civil Engineer Supervisor	0.30	0.30	0.30
Constr. Management Supervisor	0.30	0.30	0.30
Principal Civil Engineer	2.00	0.00	0.00
Civil Engineer	1.00	2.00	2.00
Civil Engineer Tech Program Coordinator	0.00	2.00	2.00
Civil Engineering Tech I (3)	2.33	2.33	2.33
Civil Engineering Tech II	5.00	2.00	2.00
Office Assistant	0.70	0.70	0.70
Seasonal Help	Varies	Varies	Varies
TOTAL PERSONNEL	12.13	10.13	10.13

Revenues by Source

Name	FY2022 YTD Actual	FY2023 Budget: Amended	FY2023 Projected	9-28-23 Latest Version (General Fund)	FY2023 Budget: Amended vs. 9-28-23 Latest Version (General Fund) (% Change)	FY2023 Budget: Amended vs. 9-28-23 Latest Version (General Fund) (\$ Change)
Revenue Source						
Charges for Services						
4520 - OTHER GENERAL FEES	\$574	\$5,000	\$2,000	\$5,000	0%	\$0
4555 - ENG FEES CHG TO CONSTR FUNDS	\$1,977,949	\$2,050,000	\$2,400,000	\$2,100,000	2.4%	\$50,000
Total Charges for Services:	\$1,978,523	\$2,055,000	\$2,402,000	\$2,105,000	2.4%	\$50,000
Total Revenue Source:	\$1,978,523	\$2,055,000	\$2,402,000	\$2,105,000	2.4%	\$50,000

Expenditures by Expense Type

Name	FY2022 YTD Actual	FY2023 Budget: Amended	FY2023 Projected	9-28-23 Latest Version (General Fund)	FY2023 Budget: Amended vs. 9-28-23 Latest Version (General Fund) (% Change)	FY2023 Budget: Amended vs. 9-28-23 Latest Version (General Fund) (\$ Change)
Expense Objects						
Personnel Services						
6102 - REGULAR PAY	\$846,044	\$872,600	\$803,000	\$763,773	-12.5%	-\$872,600
6103 - REGULAR PAY - TEMP EMPLOYEE	\$20,630	\$31,500	\$31,500	\$31,500	0%	-\$31,500
6104 - OVERTIME PAY	\$45,904	\$91,400	\$12,700	\$91,400	0%	-\$91,400
6302 - FICA - EMPLOYERS SHARE	\$67,161	\$73,600	\$61,300	\$67,836	-7.8%	-\$73,600
6304 - WISCONSIN RETIREMENT FUND	\$56,522	\$65,600	\$54,500	\$59,012	-10%	-\$65,600
6306 - HEALTH INSURANCE	\$176,493	\$185,000	\$171,100	\$186,668	0.9%	-\$185,000
6307 - HEALTH INSURANCE ADMIN FEE	\$12,900	\$0	\$0	\$0	0%	\$0
6308 - DENTAL	\$10,125	\$10,400	\$10,400	\$8,671	-16.6%	-\$10,400
6310 - LIFE INSURANCE	\$1,726	\$1,800	\$1,800	\$2,021	12.3%	-\$1,800
Total Personnel Services:	\$1,237,505	\$1,331,900	\$1,146,300	\$1,210,881	-9.1%	-\$1,331,900
Operating						
6401 - PS - ENGINEER/SURVEY/APPRaisal	\$10,233	\$42,817	\$30,000	\$15,000	-65%	-\$42,817
6415 - SUBSCRIPTION/LICENSING CNTRCTS	\$235	\$2,400	\$1,500	\$2,400	0%	-\$2,400
6416 - PREVENTATIVE MNTC CONTRACTS	\$0	\$300	\$300	\$300	0%	-\$300
6417 - 3RD PARTY CONTRACTED SERVICE	\$792	\$6,000	\$10,000	\$10,000	66.7%	-\$6,000
6421 - EMPLOYEE TRAINING/DEVELOPMENT	\$3,928	\$8,000	\$8,000	\$9,000	12.5%	-\$8,000
6422 - PRFSL LICENSE/MEMERSHIP/BOND	\$382	\$800	\$800	\$1,000	25%	-\$800
6423 - EMPLOYEE ALLOWANCE/REIMBRSMNT	\$569	\$1,600	\$1,600	\$2,400	50%	-\$1,600
6433 - INTERFUND CHARGE BACKS	\$102,131	\$14,000	\$14,000	\$14,600	4.3%	-\$14,000
6441 - RENTAL EXPENSE	\$421	\$0	\$0	\$0	0%	\$0
6443 - LEASE EXPENSE	\$4,558	\$4,500	\$4,500	\$4,500	0%	-\$4,500
6454 - TELEPHONE / INTERNET SERVC	\$8,098	\$7,100	\$8,300	\$8,400	18.3%	-\$7,100
6520 - OFFICE SUPPLIES	\$3,056	\$4,200	\$4,000	\$4,200	0%	-\$4,200
6529 - NON-INV - SUPPLIES	\$8,293	\$7,900	\$8,500	\$9,400	19%	-\$7,900
6550 - MINOR EQUIPMENT	\$336	\$250	\$1,500	\$1,500	500%	-\$250
Total Operating:	\$143,033	\$99,867	\$93,000	\$82,700	-17.2%	-\$99,867
Capital Outlay						

Name	FY2022 YTD Actual	FY2023 Budget: Amended	FY2023 Projected	9-28-23 Latest Version (General Fund)	FY2023 Budget: Amended vs. 9-28-23 Latest Version (General Fund) (% Change)	FY2023 Budget: Amended vs. 9-28-23 Latest Version (General Fund) (\$ Change)
7204 - MACHINERY & EQUIPMENT	\$0	\$35,000	\$35,000	\$35,000	0%	-\$35,000
Total Capital Outlay:	\$0	\$35,000	\$35,000	\$35,000	0%	-\$35,000
Total Expense Objects:	\$1,380,539	\$1,466,767	\$1,274,300	\$1,328,581	-9.4%	-\$1,466,767

Street Division 0100-0430



James Rabe
Director of Public Works

Department/Category: Public Works
Fund Type: General Fund (Major Fund)

Mission Statement

To plan and implement maintenance and repairs of streets and sewers to insure they remain in a safe and serviceable condition.

Strategic Plan Goals

Improve and Maintain Infrastructure

*Streets

*Storm and Sanitary sewer systems

2023 Accomplishments

*Provided assistance to numerous city departments including: RDA, Sign/Electric, Engineering, Parks, Transit, Museum, Water, Wastewater

*Paved walk trail in Menominee Park Zoo

*Evaluated and implemented more efficient leaf collection and snow plowing processes

*Continue implementation of EAM software

2024 Goals

*Continue to assist DPW Divisions and other City departments as needed

*Complete full implementation of internal chargeback system

*Continue to provide efficient snow and ice removal

Personnel Positions

STREETS (0100-0430)			
PERSONNEL POSITIONS			
Position Title	Current Budgeted Employees	Current Actual Employees	2024 Proposed Employees
PW Field Operations Manager	1.00	1.00	0.35
PW Street Division Supervisor (2)	0.50	0.50	0.50
Office Assistant - 80 hour	0.50	0.50	0.50
Lead Equipment Operator	0.00	0.00	0.00
Lead Construction Worker	0.00	0.00	0.00
Equipment Operator	0.00	0.00	0.00
Street Maintenance Worker	0.00	0.00	0.00
Regular Pay - Seasonal Employee	varies	varies	varies
TOTAL PERSONNEL	2.00	2.00	1.35

Revenues by Source

Name	FY2022 YTD Actual	FY2023 Budget: Amended	FY2023 Projected	9-28-23 Latest Version (General Fund)	FY2023 Budget: Amended vs. 9-28-23 Latest Version (General Fund) (% Change)	FY2023 Budget: Amended vs. 9-28-23 Latest Version (General Fund) (\$ Change)
Revenue Source						
Charges for Services						
4525 - STREET SPEC EVENT REVENUE	\$10,580	\$9,700	\$8,000	\$8,000	-17.5%	-\$1,700
4557 - STREET SERVICES	\$1,934	\$0	\$0	\$0	0%	\$0
Total Charges for Services:	\$12,515	\$9,700	\$8,000	\$8,000	-17.5%	-\$1,700
Miscellaneous Income						
4972 - MISCELLANEOUS REVENUE	\$10,271	\$0	\$0	\$0	0%	\$0
Total Miscellaneous Income:	\$10,271	\$0	\$0	\$0	0%	\$0
Service Charges						
4812 - SERVICE CHARGE-STREET	\$167,350	\$0	\$0	\$0	0%	\$0
Total Service Charges:	\$167,350	\$0	\$0	\$0	0%	\$0
Total Revenue Source:	\$190,136	\$9,700	\$8,000	\$8,000	-17.5%	-\$1,700

Expenditures by Expense Type

Name	FY2022 YTD Actual	FY2023 Budget: Amended	FY2023 Projected	9-28-23 Latest Version (General Fund)	FY2023 Budget: Amended vs. 9-28-23 Latest Version (General Fund) (% Change)	FY2023 Budget: Amended vs. 9-28-23 Latest Version (General Fund) (\$ Change)
Expense Objects						
Personnel Services						
6102 - REGULAR PAY	\$1,317,361	\$170,100	\$170,100	\$108,568	-36.2%	-\$61,532
6103 - REGULAR PAY - TEMP EMPLOYEE	\$3,280	\$13,700	\$13,700	\$13,700	0%	\$0
6104 - OVERTIME PAY	\$34,777	\$0	\$18,400	\$0	0%	\$0
6302 - FICA - EMPLOYERS SHARE	\$99,145	\$13,600	\$13,600	\$9,356	-31.2%	-\$4,244
6304 - WISCONSIN RETIREMENT FUND	\$87,643	\$11,600	\$11,600	\$7,492	-35.4%	-\$4,108
6306 - HEALTH INSURANCE	\$347,578	\$45,700	\$45,700	\$26,419	-42.2%	-\$19,281
6307 - HEALTH INSURANCE ADMIN FEE	\$25,100	\$0	\$0	\$0	0%	\$0
6308 - DENTAL	\$20,161	\$2,300	\$2,300	\$1,339	-41.8%	-\$961
6310 - LIFE INSURANCE	\$1,724	\$400	\$400	\$288	-28%	-\$112
Total Personnel Services:	\$1,936,770	\$257,400	\$275,800	\$167,162	-35.1%	-\$90,238
Operating						
6401 - PS - ENGINEER/SURVEY/APPRaisal	\$3,466	\$2,567	\$2,567	\$0	-100%	-\$2,567
6411 - ADVERTISING/POSTAGE/PRINTING	\$152	\$0	\$0	\$0	0%	\$0
6416 - PREVENTATIVE MNTC CONTRACTS	\$0	\$500	\$500	\$500	0%	\$0
6417 - 3RD PARTY CONTRACTED SERVICE	\$63,279	\$22,000	\$97,000	\$75,000	240.9%	\$53,000
6418 - UNIFORM LAUNDRY/RUGS/CLEANING	\$1,681	\$1,800	\$1,800	\$1,900	5.6%	\$100
6421 - EMPLOYEE TRAINING/DEVELOPMENT	\$737	\$2,000	\$2,000	\$3,000	50%	\$1,000
6422 - PRFSL LICENSE/MEMERSHIP/BOND	\$459	\$200	\$200	\$200	0%	\$0
6423 - EMPLOYEE ALLOWANCE/REIMBRSMNT	\$3,835	\$9,400	\$9,400	\$9,400	0%	\$0
6433 - INTERFUND CHARGE BACKS	\$127,953	\$2,037,800	\$2,037,800	\$2,596,400	27.4%	\$558,600
6441 - RENTAL EXPENSE	\$73	\$700	\$700	\$700	0%	\$0
6443 - LEASE EXPENSE	\$199	\$0	\$130	\$100	N/A	\$100
6452 - LICENSE & PERMITS	\$339	\$700	\$700	\$600	-14.3%	-\$100
6454 - TELEPHONE / INTERNET SERVC	\$9,996	\$12,000	\$12,000	\$12,600	5%	\$600
6520 - OFFICE SUPPLIES	\$1,361	\$1,400	\$1,400	\$1,500	7.1%	\$100
6529 - NON-INV - SUPPLIES	\$290,337	\$0	\$143,000	\$0	0%	\$0
6539 - NON INVENTORY REPAIR PARTS	\$167	\$0	\$0	\$0	0%	\$0
6543 - ROAD SALT	\$0	\$375,000	\$298,000	\$300,000	-20%	-\$75,000

Name	FY2022 YTD Actual	FY2023 Budget: Amended	FY2023 Projected	9-28-23 Latest Version (General Fund)	FY2023 Budget: Amended vs. 9-28-23 Latest Version (General Fund) (% Change)	FY2023 Budget: Amended vs. 9-28-23 Latest Version (General Fund) (\$ Change)
6550 - MINOR EQUIPMENT	\$3,198	\$5,500	\$5,500	\$5,800	5.5%	\$300
Total Operating:	\$507,230	\$2,471,567	\$2,612,697	\$3,007,700	21.7%	\$536,133
Total Expense Objects:	\$2,444,000	\$2,728,967	\$2,888,497	\$3,174,862	16.3%	\$445,896

Central Garage Division 0100-0450

Travis Hildebrandt
Public Works Mechanics Manager

Department/Category: Public Works
Fund Type: General Fund (Major Fund)

Mission Statement

To provide support services to meet the operational requirements of the Department of Public Works and other City Departments.

Strategic Plan Goals

Improve and Maintain Our Infrastructure

*City Buildings

Improve and Maintain Our Infrastructure

*City Equipment

2023 Accomplishments

- *Continued performing maintenance and repair for Oshkosh Police Dept. vehicles
- *Continued performing maintenance and repair for Oshkosh Fire Dept. vehicles
- *Continued performing maintenance and repair for Public Works, Parks and Transit vehicles

2024 Goals

- *Purchase the remaining vehicles/equipment approved for purchase in 2023, purchase vehicles/equipment approved for purchase in 2024
- *Continue to develop personnel; ASE and EVT training, Qualify Mechanics for the Master Mechanic position
- *Continue to improve preventive maintenance/minimize unscheduled downtime
- *Continue to implement Tyler EAM

Personnel Positions

CENTRAL GARAGE (0100-0450)

PERSONNEL POSITIONS

Position Title	Current Budgeted Employees	Current Actual Employees	2024 Proposed Employees
Public Works Mechanic Manager	1.00	1.00	1.00
Mechanics Division Coordinator	0.00	0.00	0.00
Office Assistant-PT	0.00	0.00	0.00
Equipment Mechanic	0.00	0.00	0.00
Welder	0.00	0.00	0.00
Fleet and Equipment Technician	0.00	0.00	0.00
TOTAL PERSONNEL	1.00	1.00	1.00

Revenues by Source

Name	FY2022 YTD Actual	FY2023 Budget: Amended	FY2023 Projected	9-28-23 Latest Version (General Fund)	FY2023 Budget: Amended vs. 9-28-23 Latest Version (General Fund) (% Change)	FY2023 Budget: Amended vs. 9-28-23 Latest Version (General Fund) (\$ Change)
Revenue Source						
Charges for Services						
4551 - FUEL REVENUE	\$63,471	\$0	\$0	\$0	0%	\$0
Total Charges for Services:	\$63,471	\$0	\$0	\$0	0%	\$0
Miscellaneous Income						
4972 - MISCELLANEOUS REVENUE	\$0	\$0	\$0	\$400	N/A	\$400
Total Miscellaneous Income:	\$0	\$0	\$0	\$400	N/A	\$400
Total Revenue Source:	\$63,471	\$0	\$0	\$400	N/A	\$400

Expenditures by Expense Type

Name	FY2022 YTD Actual	FY2023 Budget: Amended	FY2023 Projected	9-28-23 Latest Version (General Fund)	FY2023 Budget: Amended vs. 9-28-23 Latest Version (General Fund) (% Change)	FY2023 Budget: Amended vs. 9-28-23 Latest Version (General Fund) (\$ Change)
Expense Objects						
Personnel Services						
6102 - REGULAR PAY	\$605,350	\$86,500	\$88,600	\$123,950	43.3%	\$37,450
6104 - OVERTIME PAY	\$3,132	\$0	\$1,200	\$0	0%	\$0
6302 - FICA - EMPLOYERS SHARE	\$44,574	\$6,300	\$6,300	\$9,483	50.5%	\$3,183
6304 - WISCONSIN RETIREMENT FUND	\$39,653	\$5,900	\$5,900	\$8,553	45%	\$2,653
6306 - HEALTH INSURANCE	\$135,618	\$26,900	\$25,300	\$34,000	26.4%	\$7,100
6307 - HEALTH INSURANCE ADMIN FEE	\$7,300	\$0	\$0	\$0	0%	\$0
6308 - DENTAL	\$7,022	\$3,200	\$1,400	\$1,843	-42.4%	-\$1,357
6310 - LIFE INSURANCE	\$1,583	\$100	\$100	\$327	227%	\$227
Total Personnel Services:	\$844,232	\$128,900	\$128,800	\$178,156	38.2%	\$49,256
Operating						
6401 - PS - ENGINEER/SURVEY/APPRaisal	\$3,148	\$0	\$0	\$0	0%	\$0
6412 - CONTRACTUAL AGREEMENT PYMNTS	\$127	\$0	\$0	\$0	0%	\$0
6415 - SUBSCRIPTION/LICENSING CNTRCTS	\$1,950	\$1,000	\$2,300	\$1,200	20%	\$200
6416 - PREVENTATIVE MNTC CONTRACTS	\$25,774	\$0	\$12,500	\$7,000	N/A	\$7,000
6417 - 3RD PARTY CONTRACTED SERVICE	\$10,427	\$34,000	\$50,000	\$29,000	-14.7%	-\$5,000
6418 - UNIFORM LAUNDRY/RUGS/CLEANING	\$16,634	\$17,900	\$17,900	\$18,200	1.7%	\$300
6421 - EMPLOYEE TRAINING/DEVELOPMENT	\$5,720	\$4,500	\$5,500	\$6,000	33.3%	\$1,500
6423 - EMPLOYEE ALLOWANCE/REIMBRSMNT	\$612	\$2,500	\$900	\$2,500	0%	\$0
6433 - INTERFUND CHARGE BACKS	\$0	\$0	\$0	\$133,600	N/A	\$133,600
6441 - RENTAL EXPENSE	\$2,860	\$4,700	\$3,200	\$4,700	0%	\$0
6443 - LEASE EXPENSE	\$199	\$0	\$800	\$2,400	N/A	\$2,400
6452 - LICENSE & PERMITS	\$592	\$1,300	\$1,300	\$1,300	0%	\$0
6454 - TELEPHONE / INTERNET SERVC	\$2,260	\$2,400	\$2,700	\$2,700	12.5%	\$300
6455 - UTILITY EXPENSE	\$163,436	\$169,400	\$178,600	\$182,800	7.9%	\$13,400
6519 - NON-INVENTORY FUEL	\$22,996	\$1,000	\$100	\$0	-100%	-\$1,000
6520 - OFFICE SUPPLIES	\$944	\$2,100	\$2,100	\$2,100	0%	\$0
6529 - NON-INV - SUPPLIES	\$32,847	\$50,000	\$50,000	\$50,000	0%	\$0

Name	FY2022 YTD Actual	FY2023 Budget: Amended	FY2023 Projected	9-28-23 Latest Version (General Fund)	FY2023 Budget: Amended vs. 9-28-23 Latest Version (General Fund) (% Change)	FY2023 Budget: Amended vs. 9-28-23 Latest Version (General Fund) (\$ Change)
6539 - NON INVENTORY REPAIR PARTS	\$13,365	\$11,000	\$10,000	\$11,000	0%	\$0
6550 - MINOR EQUIPMENT	\$9,943	\$7,500	\$9,000	\$7,500	0%	\$0
Total Operating:	\$313,832	\$309,300	\$346,900	\$462,000	49.4%	\$152,700
Total Expense Objects:	\$1,158,064	\$438,200	\$475,700	\$640,156	46.1%	\$201,956

Parks Department 0100-0610



Ray Maurer
Director of Parks

Fund Type: General Fund (Major Fund)
Category: Culture & Recreation

Mission Statement

The City of Oshkosh seeks to provide a park and recreation system that will meet the needs of our current residents and future generations, preserve and protect the City's open space, water, historical and natural resources, and provide a park and recreation program that is designed to enhance the City's quality of life.

Strategic Plan Goals

Enhance our quality of life services and assets.

Strengthen our neighborhoods:

*Promote and develop public/private partnerships

2023 Accomplishments

- *Tennis court reconstruction at Teichmiller Park and Westhaven Circle Park
- *Roe Park playground equipment replacement and rubber surfacing installation
- *New Parks Admin/Operations building and Lakeshore Park 4 Seasons buildings constructed
- *Pratt Trail reconstruction in Menominee Park

2024 Goals

- *Replace playground equipment at 44th Parallel Park and install rubber safety surfacing
- *Siewert Trail reconstruction in Menominee Park
- *Continue Lakeshore Park development

Personnel Positions

PARKS (0100-0610)			
PERSONNEL POSITIONS			
Position Title	Current Budgeted Employees	Current Actual Employees	2024 Proposed Employees
Director of Parks	1.00	1.00	1.00
Assistant Director of Parks	1.00	1.00	1.00
Parks Revenue & Facilities Manager	0.64	0.64	0.64
Parks Trades Technician	7.00	7.00	7.00
Plumber	1.00	0.00	0.00
Lead Parks Maintenance Worker	1.00	1.00	1.00
Zoo Specialist	3.00	3.00	3.00
Parks Maintenance Worker	1.00	0.00	0.00
Fleet & Equipment Mechanic	1.00	1.00	1.00
Administrative Assistant	1.00	1.00	1.00
Marketing/Fund Devel Coord	0.27	0.27	0.27
Seasonal Help (FTE)	varies	varies	varies
TOTAL PERSONNEL	17.91	15.91	15.91

Revenues by Source

Name	FY2022 YTD Actual	FY2023 Budget: Amended	FY2023 Projected	9-28-23 Latest Version (General Fund)	FY2023 Budget: Amended vs. 9-28-23 Latest Version (General Fund) (%) Change	FY2023 Budget: Amended vs. 9-28-23 Latest Version (General Fund) (\$) Change
Revenue Source						
Intergovernmental						
4263 - SUBRECIPIENT GRANT	\$0	\$2,500	\$8,800	\$2,500	0%	\$0
Total Intergovernmental:	\$0	\$2,500	\$8,800	\$2,500	0%	\$0
Charges for Services						
4527 - PARKS SPEC EVENT REVENUE	\$0	\$200	\$0	\$200	0%	\$0
4572 - PARK FACILITY RENTALS	\$33,830	\$35,000	\$35,000	\$75,000	114.3%	\$40,000
Total Charges for Services:	\$33,830	\$35,200	\$35,000	\$75,200	113.6%	\$40,000
Miscellaneous Income						
4952 - GIFTS & DONATIONS	\$0	\$2,000	\$0	\$0	-100%	-\$2,000
4972 - MISCELLANEOUS REVENUE	\$7,032	\$12,000	\$500	\$500	-95.8%	-\$11,500
Total Miscellaneous Income:	\$7,032	\$14,000	\$500	\$500	-96.4%	-\$13,500
Transfers						
5299 - TSF FROM OTHER FUNDS	\$0	\$30,000	\$30,000	\$0	-100%	-\$30,000
Total Transfers:	\$0	\$30,000	\$30,000	\$0	-100%	-\$30,000
Total Revenue Source:	\$40,863	\$81,700	\$74,300	\$78,200	-4.3%	-\$3,500

Expenditures by Expense Type

Name					2022 YTD Actual	2023 Budget: Amended	2023 Projected	9-28-23 Latest Version	FY2023 Budget: Amended vs. FY2024- 9-28-23 Latest Version (% Change)	2023 Budget: Adopted vs. 9-28-23 Latest Version (\$ Change)	
Expenditures											
Culture & Recreation											
Parks Department											
Parks Division											
Personnel Services											
					6102 - REGULAR PAY	\$1,086,679.78	\$1,086,400.00	\$1,088,000.00	\$1,230,217.00	13.238%	\$201,617.00
					6103 - REGULAR PAY - TEMP EMPLOYEE	\$59,980.20	\$77,900.00	\$77,900.00	\$102,500.00	31.579%	\$28,300.00
					6104 - OVERTIME PAY	\$12,359.58	\$5,000.00	\$12,600.00	\$5,500.00	10%	\$700.00
					6108 - HOLIDAY PAY	\$0.00	\$0.00	\$0.00	\$0.00		\$0.00
					6110 - SICK PAY	\$0.00	\$0.00	\$0.00	\$0.00		\$0.00
					6202 - VACATION	\$0.00	\$0.00	\$0.00	\$0.00		\$0.00
					6302 - FICA - EMPLOYERS SHARE	\$85,855.89	\$86,500.00	\$86,500.00	\$102,385.00	18.364%	\$20,585.00
					6304 - WISCONSIN RETIREMENT FUND	\$71,604.32	\$74,400.00	\$74,400.00	\$85,275.00	14.617%	\$14,875.00
					6306 - HEALTH INSURANCE	\$223,601.61	\$216,200.00	\$239,200.00	\$271,315.00	25.493%	\$55,115.00
					6307 - HEALTH INSURANCE ADMIN FEE	\$12,100.00	\$0.00	\$0.00	\$0.00		\$0.00
					6308 - DENTAL	\$9,561.73	\$9,700.00	\$9,700.00	\$10,238.10	5.547%	\$538.10
					6310 - LIFE INSURANCE	\$3,114.15	\$3,400.00	\$3,400.00	\$3,271.80	-3.771%	-\$128.20
					6312 - INCOME CONTINUATION INSURANCE	\$0.00	\$0.00	\$0.00	\$0.00		\$0.00
					6320 - OTHER BENEFITS	\$0.00	\$0.00	\$0.00	\$0.00		\$0.00
					Total Personnel Services:	\$1,564,857.26	\$1,559,500.00	\$1,591,700.00	\$1,810,701.90	16.108%	\$321,601.90
Operating											
					6401 - PS - ENGINEER/SURVEY/APPRaisal	\$556.32	\$0.00	\$0.00	\$0.00		\$0.00
					6404 - PS - MISC CONSULTING / STUDIES	\$0.00	\$0.00	\$0.00	\$0.00		\$0.00
					6411 - ADVERTISING/POSTAGE/PRINTING	\$515.00	\$800.00	\$1,000.00	\$1,000.00	25%	\$200.00
					6412 - CONTRACTUAL AGREEMENT PYMNTS	\$8,718.18	\$10,000.00	\$13,000.00	\$18,000.00	80%	\$8,000.00
					6413 - CONTRACTUAL EMPLOYMENT	\$0.00	\$0.00	\$0.00	\$0.00		\$0.00
					6415 - SUBSCRIPTION/LICENSING CNTRCTS	\$219.40	\$200.00	\$200.00	\$200.00	0%	\$0.00
					6416 - PREVENTATIVE MNTC CONTRACTS	\$5,532.27	\$10,000.00	\$6,000.00	\$8,000.00	-20%	-\$2,000.00
					6417 - 3RD PARTY CONTRACTED SERVICE	\$68,241.95	\$101,565.00	\$90,000.00	\$100,000.00	-1.541%	-\$1,565.00
					6418 - UNIFORM LAUNDRY/RUGS/CLEANING	\$904.50	\$600.00	\$1,200.00	\$1,600.00	166.667%	\$1,000.00
					6421 - EMPLOYEE TRAINING/DEVELOPMENT	\$6,972.42	\$7,000.00	\$7,000.00	\$7,000.00	0%	\$0.00
					6422 - PRFSL LICENSE/MEMBERSHIP/BOND	\$1,031.02	\$1,300.00	\$1,100.00	\$1,300.00	0%	\$0.00
					6423 - EMPLOYEE ALLOWANCE/REIMBRSMNT	\$1,914.80	\$6,500.00	\$6,500.00	\$3,500.00	-46.154%	-\$3,000.00
					6431 - ADMIN / ENGINEERING FEE	\$0.00	\$0.00	\$0.00	\$0.00		\$0.00
					6433 - INTERFUND CHARGE BACKS	\$62,124.53	\$2,000.00	\$65,000.00	\$156,100.00	7,705%	\$154,100.00
					6441 - RENTAL EXPENSE	\$4,000.24	\$3,000.00	\$3,000.00	\$3,500.00	16.667%	\$500.00
					6443 - LEASE EXPENSE	\$1,780.37	\$2,400.00	\$2,400.00	\$2,400.00	0%	\$0.00
					6452 - LICENSE & PERMITS	\$752.28	\$1,000.00	\$500.00	\$1,000.00	0%	\$0.00
					6454 - TELEPHONE / INTERNET SERVC	\$2,587.48	\$2,100.00	\$2,600.00	\$2,600.00	23.810%	\$500.00
					6455 - UTILITY EXPENSE	\$247,710.19	\$284,700.00	\$260,000.00	\$340,000.00	19.424%	\$55,300.00
					6465 - BANK FEES	\$11,384.25	\$5,000.00	\$5,000.00	\$7,000.00	40%	\$2,000.00
					6469 - UNCOLLECTIBLE ACCOUNTS	\$0.00	\$0.00	\$0.00	\$0.00		\$0.00
					6519 - NON-INVENTORY FUEL	\$9,225.26	\$9,800.00	\$9,800.00	\$9,800.00	0%	\$0.00
					6520 - OFFICE SUPPLIES	\$1,231.09	\$5,300.00	\$5,300.00	\$5,300.00	0%	\$0.00
					6529 - NON-INV - SUPPLIES	\$130,484.75	\$160,000.00	\$130,000.00	\$160,000.00	0%	\$0.00
					6539 - NON INVENTORY REPAIR PARTS	\$47,734.66	\$28,000.00	\$50,000.00	\$50,000.00	78.571%	\$22,000.00
					6550 - MINOR EQUIPMENT	\$10,015.85	\$9,500.00	\$9,500.00	\$9,500.00	0%	\$0.00
					Total Operating:	\$623,636.81	\$650,765.00	\$669,100.00	\$887,800.00	36.424%	\$237,035.00
Capital Outlay											
					7204 - MACHINERY & EQUIPMENT	\$0.00	\$0.00	\$0.00	\$8,000.00		\$8,000.00
					Total Capital Outlay:	\$0.00	\$0.00	\$0.00	\$8,000.00		\$8,000.00
					Total Parks Division:	\$2,188,494.07	\$2,210,265.00	\$2,260,800.00	\$2,706,501.90	22.451%	\$566,636.90
					Total Parks Department:	\$2,188,494.07	\$2,210,265.00	\$2,260,800.00	\$2,706,501.90	22.451%	\$566,636.90
					Total Culture & Recreation:	\$2,188,494.07	\$2,210,265.00	\$2,260,800.00	\$2,706,501.90	22.451%	\$566,636.90
					Total Expenditures:	\$2,188,494.07	\$2,210,265.00	\$2,260,800.00	\$2,706,501.90	22.451%	\$566,636.90

Forestry Division 0100-0620

Travis Derks

Landscape Operations Manager

Department: Parks Department
Fund Type: General Fund (Major Fund)
Category: Culture & Recreation

Mission Statement

The City of Oshkosh seeks to provide a park and recreation system that will meet the needs of our current residents and future generations, preserve and protect the City's open space, water, historical and natural resources, and provide a park and recreation program that is designed to enhance the City's quality of life.

Strategic Plan Goals

- *Promote and develop public/private partnerships
- *Strengthen our neighborhoods
- *Enhance our quality of life services and assets

2023 Accomplishments

- *Partnered with the Oshkosh Area Community Foundation on Taking Root II to raise funds to plant 245 trees in public areas. These trees replaced those affected by Emerald Ash Borer
- *Continued to work with the Neighborhood Associations to beautify neighborhood parks and greenspaces
 - *Installed new landscaping around the gazebo in Riverside Park and around the Convention Center
 - *Pruned 1/5 of the city street trees as part of the annual pruning program

2024 Goals

- *Strategically grow the urban tree canopy throughout Oshkosh through the diversification of species and other best management practices
 - *Continue Emerald Ash Borer mitigation, treatments and removals
 - *Prune 1/5 of City street trees per the pruning schedule

Personnel Positions

FORESTRY (0100-0620)			
PERSONNEL POSITIONS			
Position Title	Current Budgeted Employees	Current Actual Employees	2024 Proposed Employees
Grounds Specialist	1.00	1.00	1.00
Arborist	3.00	3.00	3.00
Horticulturist	1.00	1.00	1.00
Seasonal Help	varies	varies	varies
TOTAL PERSONNEL	5.00	5.00	5.00

Revenues by Source

Name	FY2022 YTD Actual	FY2023 Budget: Amended	FY2023 Projected	9-28-23 Latest Version (General Fund)	FY2023 Budget: Amended vs. 9-28-23 Latest Version (General Fund) (% Change)	FY2023 Budget: Amended vs. 9-28-23 Latest Version (General Fund) (\$ Change)
Revenue Source						
Miscellaneous Income						
4952 - GIFTS & DONATIONS	\$6,000	\$6,000	\$6,500	\$75,000	1,150%	\$69,000
Total Miscellaneous Income:	\$6,000	\$6,000	\$6,500	\$75,000	1,150%	\$69,000
Total Revenue Source:	\$6,000	\$6,000	\$6,500	\$75,000	1,150%	\$69,000

Expenditures by Expense Type

Name	2022 YTD Actual	2023 Budget: Amended	2023 Projected	9-28-23 Latest Version	FY2023 Budget: Amended vs. FY2024-9-28-23 Latest Version (% Change)	2023 Budget: Adopted vs. 9-28-23 Latest Version (\$ Change)
Expenditures						
Culture & Recreation						
Parks Department						
Forestry Division						
No Project						
Personnel Services						
6102 - REGULAR PAY	\$221,879.10	\$297,800.00	\$297,800.00	\$363,443.00	22.043%	\$87,243.00
6103 - REGULAR PAY - TEMP EMPLOYEE	\$5,567.25	\$8,000.00	\$6,000.00	\$8,000.00	0%	\$400.00
6104 - OVERTIME PAY	\$2,885.50	\$1,000.00	\$2,200.00	\$1,000.00	0%	\$0.00
6108 - HOLIDAY PAY	\$0.00	\$0.00	\$0.00	\$0.00		\$0.00
6110 - SICK PAY	\$0.00	\$0.00	\$0.00	\$0.00		\$0.00
6202 - VACATION	\$0.00	\$0.00	\$0.00	\$0.00		\$0.00
6302 - FICA - EMPLOYERS SHARE	\$17,016.08	\$22,400.00	\$22,400.00	\$28,496.00	27.214%	\$7,796.00
6304 - WISCONSIN RETIREMENT FUND	\$14,672.73	\$20,300.00	\$20,300.00	\$25,149.00	23.887%	\$6,349.00
6306 - HEALTH INSURANCE	\$51,723.16	\$53,500.00	\$85,900.00	\$80,280.00	50.056%	\$26,780.00
6307 - HEALTH INSURANCE ADMIN FEE	\$3,200.00	\$0.00	\$0.00	\$0.00		\$0.00
6308 - DENTAL	\$2,870.25	\$4,300.00	\$4,300.00	\$5,544.24	28.936%	\$1,244.24
6310 - LIFE INSURANCE	\$341.56	\$400.00	\$400.00	\$961.00	140.25%	\$561.00
6312 - INCOME CONTINUATION INSURANCE	\$0.00	\$0.00	\$0.00	\$0.00		\$0.00
6320 - OTHER BENEFITS	\$0.00	\$0.00	\$0.00	\$0.00		\$0.00
Total Personnel Services:	\$320,155.63	\$407,700.00	\$439,300.00	\$512,873.24	25.797%	\$130,373.24
Operating						
6401 - PS - ENGINEER/SURVEY/APPRaisal	\$0.00	\$0.00	\$0.00	\$0.00		\$0.00
6404 - PS - MISC CONSULTING / STUDIES	\$61.20	\$0.00	\$0.00	\$0.00		\$0.00
6411 - ADVERTISING/POSTAGE/PRINTING	\$99.70	\$200.00	\$100.00	\$200.00	0%	\$0.00
6412 - CONTRACTUAL AGREEMENT PYMNTS	\$0.00	\$0.00	\$0.00	\$0.00		\$0.00
6415 - SUBSCRIPTION/LICENSING CNTRCTS	\$0.00	\$0.00	\$0.00	\$0.00		\$0.00
6416 - PREVENTATIVE MNCT CONTRACTS	\$0.00	\$0.00	\$0.00	\$0.00		\$0.00
6417 - 3RD PARTY CONTRACTED SERVICE	\$2,356.95	\$8,600.00	\$8,600.00	\$8,600.00	0%	\$0.00
6421 - EMPLOYEE TRAINING/DEVELOPMENT	\$2,484.75	\$2,700.00	\$2,700.00	\$4,000.00	48.148%	\$1,300.00
6422 - PRFSL LICENSE/MEMBERSHIP/BOND	\$845.00	\$2,000.00	\$1,500.00	\$1,500.00	-25%	-\$500.00
6423 - EMPLOYEE ALLOWANCE/REIMBRSMN	\$484.40	\$2,300.00	\$700.00	\$2,300.00	0%	\$0.00
6433 - INTERFUND CHARGE BACKS	\$2,320.50	\$0.00	\$3,500.00	\$27,400.00		\$27,400.00
6441 - RENTAL EXPENSE	\$0.00	\$0.00	\$0.00	\$0.00		\$0.00
6452 - LICENSE & PERMITS	\$0.00	\$400.00	\$0.00	\$0.00	-100%	-\$400.00
6454 - TELEPHONE / INTERNET SERVC	\$0.00	\$0.00	\$0.00	\$0.00		\$0.00
6519 - NON-INVENTORY FUEL	\$642.67	\$1,000.00	\$1,000.00	\$1,000.00	0%	\$0.00
6520 - OFFICE SUPPLIES	\$212.54	\$200.00	\$200.00	\$200.00	0%	\$0.00
6529 - NON-INV - SUPPLIES	\$48,991.88	\$60,000.00	\$55,000.00	\$60,000.00	0%	\$0.00
6539 - NON INVENTORY REPAIR PARTS	\$1,787.76	\$2,500.00	\$2,500.00	\$2,500.00	0%	\$0.00
6550 - MINOR EQUIPMENT	\$1,735.97	\$2,000.00	\$2,000.00	\$2,000.00	0%	\$0.00
Total Operating:	\$62,023.32	\$81,900.00	\$77,800.00	\$109,700.00	33.944%	\$27,800.00
Total No Project:	\$382,178.95	\$489,600.00	\$517,100.00	\$622,573.24	27.160%	\$158,173.24
Shoreline Restoration						
Operating						
6529 - NON-INV - SUPPLIES	\$0.00	\$0.00	\$0.00	\$0.00		\$0.00
Total Operating:	\$0.00	\$0.00	\$0.00	\$0.00		\$0.00
Total Shoreline Restoration:	\$0.00	\$0.00	\$0.00	\$0.00		\$0.00
Total Forestry Division:	\$382,178.95	\$489,600.00	\$517,100.00	\$622,573.24	27.160%	\$158,173.24
Total Parks Department:	\$382,178.95	\$489,600.00	\$517,100.00	\$622,573.24	27.160%	\$158,173.24
Total Culture & Recreation:	\$382,178.95	\$489,600.00	\$517,100.00	\$622,573.24	27.160%	\$158,173.24
Total Expenditures:	\$382,178.95	\$489,600.00	\$517,100.00	\$622,573.24	27.160%	\$158,173.24

Assessor Division 0100-0080

Kelly Nieforth

Director of Community Development

Department: Community Development Department

Fund Type: General Fund (Major Fund)

Category: Conservation & Development

Mission Statement

The Assessor office complies with the State of Wisconsin Statutes. Wisconsin Statutes direct assessors to discover, list, and value all non-manufacturing, taxable, real and personal property within the City of Oshkosh from actual view or from the best information the assessor can practicably obtain. Continual updating of parcel information provides reliable information to the public, other city departments, and the data needed for fair and equitable property valuation.

Strategic Plan Goals

- *Maintain equity in the appraising of all classes of property in the City of Oshkosh
 - *Respond to citizen requests in a timely, informative, and thorough manner
 - *Provide the public with information on our actions and decisions
- *Work with Economic Development on appraisals for various projects, pro formas, and TIF proposals
- *Review appraisals for other departments for acquisitions and estimates of values

2023 Accomplishments

- *Completed residential and commercial neighborhood maintenance
- *Reviewed and valued residential and commercial building permits
- *Completed residential and commercial sales review and validation
- *Submitted all reports to the Department of Revenue in a timely manner
 - *Held open book and board of review

2024 Goals

- *Perform city-wide residential and commercial evaluations
 - *Review residential and commercial building permits
 - *Validate and review residential and commercial sales
- *Hold open book, board of review and submit all reports to the Department of Revenue

Personnel Positions

ASSESSOR (0100-0080)			
PERSONNEL POSITIONS			
Position Title	Current Budgeted Employees	Current Actual Employees	2024 Proposed Employees
City Assessor	1.00	1.00	1.00
Property Appraiser	3.00	3.00	3.00
Office Assistant	1.00	1.00	1.00
PT Assessment Tech	0.80	1.00	1.00
TOTAL PERSONNEL	5.80	6.00	6.00

Revenues by Source

Name	FY2022 YTD Actual	FY2023 Budget: Amended	FY2023 Projected	9-28-23 Latest Version (General Fund)	FY2023 Budget: Amended vs. 9-28-23 Latest Version (General Fund) (% Change)	FY2023 Budget: Amended vs. 9-28-23 Latest Version (General Fund) (\$ Change)
Revenue Source						
Charges for Services						
4518 - ASSESSOR FEES	\$167,061	\$140,000	\$140,000	\$140,000	0%	\$0
Total Charges for Services:	\$167,061	\$140,000	\$140,000	\$140,000	0%	\$0
Transfers						
5299 - TSF FROM OTHER FUNDS	\$0	\$200,000	\$200,000	\$0	-100%	-\$200,000
Total Transfers:	\$0	\$200,000	\$200,000	\$0	-100%	-\$200,000
Total Revenue Source:	\$167,061	\$340,000	\$340,000	\$140,000	-58.8%	-\$200,000

Expenditures by Expense Type

Name	FY2022 YTD Actual	FY2023 Budget: Amended	FY2023 Projected	9-28-23 Latest Version (General Fund)	FY2023 Budget: Amended vs. 9-28- 23 Latest Version (General Fund) (% Change)	FY2023 Budget: Amended vs. 9-28- 23 Latest Version (General Fund) (\$ Change)
Expense Objects						
Personnel Services						
6102 - REGULAR PAY	\$305,774	\$347,900	\$344,700	\$360,310	3.6%	\$12,410
6104 - OVERTIME PAY	\$4	\$0	\$0	\$0	0%	\$0
6302 - FICA - EMPLOYERS SHARE	\$22,422	\$25,400	\$25,400	\$27,567	8.5%	\$2,167
6304 - WISCONSIN RETIREMENT FUND	\$19,609	\$23,600	\$23,600	\$24,864	5.4%	\$1,264
6306 - HEALTH INSURANCE	\$66,346	\$70,100	\$85,400	\$93,054	32.7%	\$22,954
6307 - HEALTH INSURANCE ADMIN FEE	\$4,000	\$0	\$0	\$0	0%	\$0
6308 - DENTAL	\$4,071	\$4,100	\$4,100	\$4,536	10.6%	\$436
6310 - LIFE INSURANCE	\$1,244	\$1,200	\$1,200	\$954	-20.5%	-\$246
Total Personnel Services:	\$423,469	\$472,300	\$484,400	\$511,285	8.3%	\$38,985
Operating						
6401 - PS - ENGINEER/SURVEY/APPRaisal	\$56,900	\$51,900	\$51,900	\$65,000	25.2%	\$13,100
6404 - PS - MISC CONSULTING / STUDIES	\$50	\$600	\$150	\$9,000	1,400%	\$8,400
6412 - CONTRACTUAL AGREEMENT PYMNTS	\$23,176	\$24,000	\$20,000	\$24,000	0%	\$0
6415 - SUBSCRIPTION/LICENSING CNTRCTS	\$0	\$5,000	\$5,000	\$5,000	0%	\$0
6417 - 3RD PARTY CONTRACTED SERVICE	\$0	\$200,000	\$164,200	\$0	-100%	-\$200,000
6421 - EMPLOYEE TRAINING/DEVELOPMENT	\$2,231	\$4,600	\$2,600	\$3,600	-21.7%	-\$1,000
6422 - PRFSL LICENSE/MEMERSHIP/BOND	\$1,026	\$2,000	\$1,500	\$1,500	-25%	-\$500
6423 - EMPLOYEE ALLOWANCE/REIMBRSMNT	\$2,709	\$4,500	\$2,500	\$4,500	0%	\$0
6443 - LEASE EXPENSE	\$0	\$0	\$1,100	\$2,000	N/A	\$2,000
6452 - LICENSE & PERMITS	\$0	\$400	\$50	\$400	0%	\$0
6454 - TELEPHONE / INTERNET SERVC	\$406	\$800	\$500	\$600	-25%	-\$200
6520 - OFFICE SUPPLIES	\$1,139	\$2,000	\$1,800	\$2,500	25%	\$500
6529 - NON-INV - SUPPLIES	\$2,126	\$4,000	\$2,550	\$5,400	35%	\$1,400
Total Operating:	\$89,763	\$299,800	\$253,850	\$123,500	-58.8%	-\$176,300
Total Expense Objects:	\$513,232	\$772,100	\$738,250	\$634,785	-17.8%	-\$137,315

Economic Development Division 0100-0730



Kelly Nieforth
Director of Community Development

Department: Community Development Department
Fund Type: General Fund (Major Fund)
Category: Conservation & Development

Mission Statement

Oshkosh will be a premier community in the Fox Valley by developing and retaining a diverse mix of employees and employment opportunities thereby enabling continued success in the local, regional, and global economies. The city will have a skilled workforce and an environment fostering entrepreneurial activity. Oshkosh will revitalize its downtown, central city area, and Fox River corridor by eliminating blighting conditions and addressing environmentally contaminated property.

Strategic Plan Goals

- *Continue to support business retention and expansion, attraction, and entrepreneurship
 - *Support redevelopment opportunities throughout the city
- *Continue to develop infrastructure needed to support business and residential development
 - *Work with community partners to attract and develop our workforce

2023 Accomplishments

- *Engaged 150 businesses and developers in the City
- *Closed the EPA Community-wide Assessment Grant
- *Revamped and continued marketing campaign with Greater Oshkosh Economic Development Corporation and the airport to market the Aviation Business Park
- *Began quality of life campaign with Greater Oshkosh Economic Development Corporation and the Convention and Visitor's Bureau

2024 Goals

- *Engage 100 businesses and developers in the City
- *Apply for grants (WEDC, EPA, etc.) that will facilitate growth in the central city
- *Continue to work on the construction of the Riverwalk

Personnel Positions

ECONOMIC DEVELOPMENT (0100-0730)			
PERSONNEL POSITIONS			
Position Title	Current Budgeted Employees	Current Actual Employees	2024 Proposed Employees
Director of Community Development	1.00	1.00	1.00
Economic Development Service Mgr	1.00	0.00	0.00
Assistant Community Development Dir	0.00	1.00	1.00
Economic Development Specialist	1.00	1.00	1.00
Grants Coordinator	1.00	1.00	1.00
Administrative Assistant	1.00	1.00	1.00
TOTAL PERSONNEL	5.00	5.00	5.00

Revenues by Source

Name	FY2022 YTD Actual	FY2023 Budget: Amended	FY2023 Projected	9-28-23 Latest Version (General Fund)	FY2023 Budget: Amended vs. 9-28-23 Latest Version (General Fund) (% Change)	FY2023 Budget: Amended vs. 9-28-23 Latest Version (General Fund) (\$ Change)
Revenue Source						
Service Charges						
4811 - SERVICE CHARGE- COMMUNITY DEVEL	\$0	\$334,400	\$334,400	\$370,000	10.6%	\$35,600
Total Service Charges:	\$0	\$334,400	\$334,400	\$370,000	10.6%	\$35,600
Total Revenue Source:	\$0	\$334,400	\$334,400	\$370,000	10.6%	\$35,600

Expenditures by Expense Type

Name	FY2022 YTD Actual	FY2023 Budget: Amended	FY2023 Projected	9-28-23 Latest Version (General Fund)	FY2023 Budget: Amended vs. 9- 28-23 Latest Version (General Fund) (% Change)	FY2023 Budget: Amended vs. 9- 28-23 Latest Version (General Fund) (\$ Change)
Expense Objects						
Personnel Services						
6102 - REGULAR PAY	\$335,709	\$392,600	\$321,600	\$401,824	2.3%	\$9,224
6104 - OVERTIME PAY	\$40	\$7,200	\$7,200	\$7,200	0%	\$0
6302 - FICA - EMPLOYERS SHARE	\$24,402	\$28,100	\$23,700	\$31,293	11.4%	\$3,193
6304 - WISCONSIN RETIREMENT FUND	\$21,675	\$25,800	\$21,500	\$28,226	9.4%	\$2,426
6306 - HEALTH INSURANCE	\$58,204	\$45,000	\$47,600	\$70,410	56.5%	\$25,410
6307 - HEALTH INSURANCE ADMIN FEE	\$2,400	\$0	\$0	\$0	0%	\$0
6308 - DENTAL	\$3,278	\$3,000	\$3,000	\$3,445	14.8%	\$445
6310 - LIFE INSURANCE	\$363	\$300	\$300	\$1,061	253.7%	\$761
Total Personnel Services:	\$446,072	\$502,000	\$424,900	\$543,459	8.3%	\$41,459
Operating						
6401 - PS - ENGINEER/SURVEY/APPRAISAL	\$5,825	\$18,700	\$18,700	\$20,000	7%	\$1,300
6404 - PS - MISC CONSULTING / STUDIES	\$105,000	\$105,000	\$105,030	\$105,030	0%	\$30
6411 - ADVERTISING/POSTAGE/PRINTING	\$1,000	\$1,000	\$500	\$1,000	0%	\$0
6412 - CONTRACTUAL AGREEMENT PYMNTS	-\$31,926	\$46,926	\$46,926	\$10,000	-78.7%	-\$36,926
6415 - SUBSCRIPTION/LICENSING CNRCTS	\$0	\$1,500	\$1,500	\$1,500	0%	\$0
6421 - EMPLOYEE TRAINING/DEVELOPMENT	\$6,469	\$8,000	\$5,500	\$8,100	1.3%	\$100
6422 - PRFSL LICENSE/MEMERSHIP/BOND	\$922	\$2,000	\$700	\$2,000	0%	\$0
6423 - EMPLOYEE ALLOWANCE/REIMBRSMNT	\$232	\$1,000	\$500	\$1,000	0%	\$0
6433 - INTERFUND CHARGE BACKS	\$0	\$0	\$120	\$6,200	N/A	\$6,200
6441 - RENTAL EXPENSE	\$111	\$0	\$0	\$0	0%	\$0
6443 - LEASE EXPENSE	\$1,259	\$1,500	\$1,500	\$2,100	40%	\$600
6454 - TELEPHONE / INTERNET SERVC	\$941	\$1,000	\$1,300	\$1,000	0%	\$0
6520 - OFFICE SUPPLIES	\$1,925	\$3,500	\$2,000	\$3,500	0%	\$0
6529 - NON-INV - SUPPLIES	\$400	\$400	\$0	\$0	-100%	-\$400
Total Operating:	\$92,158	\$190,526	\$184,276	\$161,430	-15.3%	-\$29,096
Total Expense Objects:	\$538,230	\$692,526	\$609,176	\$704,889	1.8%	\$12,363

Planning Division 0100-0740

Mark Lyons
Planning Services Manager

Department: Community Development Department
Fund Type: General Fund (Major Fund)
Category: Conservation & Development

Mission Statement

The Planning Division advises the City Manager, City Council and its commissions, the business community, and the general public on current land use and development issues. The Planning Division also maintains the Comprehensive Plan, Zoning Ordinance, and maps that provide the policy and regulatory basis for land use and development in the community. Planning Staff also work closely with neighborhood associations and other similar interest groups on neighborhood and housing issues.

Strategic Plan Goals

- *Administration of Strategic Plan congruent planning documents: Comprehensive Plan, Sustainability Plan, Bicycle & Pedestrian Plan
- *Help create neighborhood associations throughout the City that will help create a neighborhood sense of place and belonging
- *Support strong, safe neighborhoods.

2023 Accomplishments

- *Implementation of the Sawdust District Master Plan
 - *Adopted 9th Neighborhood Plan
 - *Adopted Winnebago Air Zone update
- *Implementation of the housing needs assessment

2024 Goals

- *Adopt subdivision code update
- *Continue implementation of the housing needs assessment
- *Recognized or revitalize 1 Neighborhood Association in 2024

Personnel Positions

PLANNING (0100-0740)			
PERSONNEL POSITIONS			
Position Title	Current Budgeted Employees	Current Actual Employees	2024 Proposed Employees
Planning Services Manager	1.00	1.00	1.00
Principal Planner	1.00	1.00	1.00
Planner	1.00	2.00	2.00
Zoning Administrator	1.00	1.00	1.00
Associate Planner	1.00	1.00	1.00
Assistant Planner	1.00	1.00	1.00
Office Assistant	1.00	1.00	1.00
Housing Specialist	0.00	0.00	0.00
Associate Planner / GIS Specialist	1.00	0.00	0.00
TOTAL PERSONNEL	8.00	8.00	8.00

Revenues by Source

Name	FY2022 YTD Actual	FY2023 Budget: Amended	FY2023 Projected	9-28-23 Latest Version (General Fund)	FY2023 Budget: Amended vs. 9-28-23 Latest Version (General Fund) (% Change)	FY2023 Budget: Amended vs. 9-28-23 Latest Version (General Fund) (\$ Change)
Revenue Source						
Licenses and Permits						
4334 - ZONING ORDINANCE	\$115,350	\$110,000	\$102,500	\$110,000	0%	\$0
4335 - ZONING CODE ENFORCEMENT	\$3,700	\$4,000	\$4,000	\$4,000	0%	\$0
Total Licenses and Permits:	\$119,050	\$114,000	\$106,500	\$114,000	0%	\$0
Service Charges						
4811 - SERVICE CHARGE-COMMUNITY DEVEL	\$601,157	\$300,000	\$300,000	\$228,757	-23.7%	-\$71,243
Total Service Charges:	\$601,157	\$300,000	\$300,000	\$228,757	-23.7%	-\$71,243
Transfers						
5299 - TSF FROM OTHER FUNDS	\$0	\$50,000	\$50,000	\$0	-100%	-\$50,000
Total Transfers:	\$0	\$50,000	\$50,000	\$0	-100%	-\$50,000
Total Revenue Source:	\$720,207	\$464,000	\$456,500	\$342,757	-26.1%	-\$121,243

Expenditures by Expense Type

Name	2022 YTD Actual	2023 Budget: Amended	2023 Projected	9-28-23 Latest Version	FY2023 Budget: Amended vs. FY2024-9 28-23 Latest Version (% Change)	2023 Budget: Adopted vs. 9-28-23 Latest Version (\$ Change)
Expenditures						
Conservation & Development						
Comm Dev Department						
Community Development						
Personnel Services						
6102 - REGULAR PAY	\$578,151.70	\$543,500.00	\$539,700.00	\$560,392.00	3.108%	\$30,992.00
6103 - REGULAR PAY - TEMP EMPLOYEE	\$0.00	\$0.00	\$0.00	\$0.00		\$0.00
6104 - OVERTIME PAY	\$26.02	\$2,100.00	\$2,100.00	\$2,100.00	0%	\$100.00
6108 - HOLIDAY PAY	\$0.00	\$0.00	\$0.00	\$0.00		\$0.00
6110 - SICK PAY	\$0.00	\$0.00	\$0.00	\$0.00		\$0.00
6202 - VACATION	\$0.00	\$0.00	\$0.00	\$0.00		\$0.00
6302 - FICA - EMPLOYERS SHARE	\$43,348.76	\$41,300.00	\$41,300.00	\$43,035.00	4.201%	\$2,835.00
6304 - WISCONSIN RETIREMENT FUND	\$37,565.11	\$37,400.00	\$37,400.00	\$38,816.00	3.786%	\$2,416.00
6306 - HEALTH INSURANCE	\$50,970.69	\$55,000.00	\$50,100.00	\$52,310.00	-4.891%	-\$2,690.00
6307 - HEALTH INSURANCE ADMIN FEE	\$4,900.00	\$0.00	\$0.00	\$0.00		\$0.00
6308 - DENTAL	\$6,005.16	\$4,800.00	\$4,800.00	\$5,177.28	7.860%	\$377.28
6310 - LIFE INSURANCE	\$1,014.05	\$1,200.00	\$1,200.00	\$1,481.00	23.417%	\$281.00
6312 - INCOME CONTINUATION INSURANCE	\$0.00	\$0.00	\$0.00	\$0.00		\$0.00
6320 - OTHER BENEFITS	\$0.00	\$0.00	\$0.00	\$0.00		\$0.00
Total Personnel Services:	\$721,981.49	\$685,300.00	\$676,600.00	\$703,311.28	2.628%	\$34,311.28
Operating						
6401 - PS - ENGINEER/SURVEY/APPRaisal	\$7,060.00	\$8,000.00	\$5,000.00	\$8,000.00	0%	\$0.00
6403 - PS - LEGAL/ATTORNEY FEES	\$30.00	\$1,000.00	\$1,000.00	\$1,000.00	0%	\$0.00
6404 - PS - MISC CONSULTING / STUDIES	\$4,821.00	\$52,612.00	\$52,612.00	\$0.00	-100%	-\$52,612.00
6411 - ADVERTISING/POSTAGE/PRINTING	\$216.10	\$0.00	\$0.00	\$0.00		\$0.00
6412 - CONTRACTUAL AGREEMENT PYMNTS	\$471.16	\$12,500.00	\$12,500.00	\$12,500.00	0%	\$0.00
6413 - CONTRACTUAL EMPLOYMENT	\$0.00	\$0.00	\$0.00	\$0.00		\$0.00
6415 - SUBSCRIPTION/LICENSING CNTRCTS	\$239.88	\$1,200.00	\$1,200.00	\$1,200.00	0%	\$0.00
6421 - EMPLOYEE TRAINING/DEVELOPMENT	\$7,400.79	\$8,100.00	\$8,100.00	\$8,100.00	0%	\$0.00
6422 - PRFSL LICENSE/MEMERSHIP/BOND	\$1,567.00	\$4,000.00	\$4,000.00	\$4,000.00	0%	\$0.00
6423 - EMPLOYEE ALLOWANCE/REIMBRSMN	\$715.16	\$1,600.00	\$1,200.00	\$1,600.00	0%	\$0.00
6431 - ADMIN / ENGINEERING FEE	\$0.00	\$0.00	\$0.00	\$0.00		\$0.00
6441 - RENTAL EXPENSE	\$133.53	\$1,800.00	\$0.00	\$0.00	-100%	-\$1,800.00
6443 - LEASE EXPENSE	\$1,544.30	\$0.00	\$2,100.00	\$2,100.00		\$2,100.00
6452 - LICENSE & PERMITS	\$0.00	\$0.00	\$0.00	\$0.00		\$0.00
6454 - TELEPHONE / INTERNET SERVC	\$719.51	\$1,300.00	\$1,300.00	\$1,300.00	0%	\$0.00
6520 - OFFICE SUPPLIES	\$2,205.67	\$3,400.00	\$3,400.00	\$3,400.00	0%	\$0.00
6529 - NON-INV - SUPPLIES	\$108.42	\$500.00	\$500.00	\$500.00	0%	\$0.00
6550 - MINOR EQUIPMENT	\$0.00	\$0.00	\$0.00	\$0.00		\$0.00
Total Operating:	\$27,232.52	\$96,012.00	\$92,912.00	\$43,700.00	-54.485%	-\$52,312.00
Capital Outlay						
7202 - OFFICE EQUIPMENT	\$0.00	\$0.00	\$0.00	\$0.00		\$0.00
Total Capital Outlay:	\$0.00	\$0.00	\$0.00	\$0.00		\$0.00
Total Community Development:	\$749,214.01	\$781,312.00	\$769,512.00	\$747,011.28	-4.390%	-\$18,000.72
Total Comm Dev Department:	\$749,214.01	\$781,312.00	\$769,512.00	\$747,011.28	-4.390%	-\$18,000.72
Total Conservation & Development:	\$749,214.01	\$781,312.00	\$769,512.00	\$747,011.28	-4.390%	-\$18,000.72
Total Expenditures:	\$749,214.01	\$781,312.00	\$769,512.00	\$747,011.28	-4.390%	-\$18,000.72

Electric Division 0100-0801



Jim Collins
Director of Transportation

Department/Category: Transportation Department
Fund Type: General Fund (Major Fund)

Mission Statement

To install and maintain City-owned electric and telecommunications facilities in the public right-of-way and in City-owned facilities.

Strategic Plan Goals

Improve and Maintain our Infrastructure

Improve our Quality of Life Assets

Strengthen our Neighborhoods

2023 Accomplishments

- *Temporary relocation of Parks Department
- *Activated additional intersections to improve traffic flow and safety
- *Riverwalk lighting extended, East 9th and South Main intersection updated
- *Install rectangular rapidly flashing beacons at mid-block crossing on Witzel Avenue

2024 Goals

- *Continue to upgrade intersections with video detection equipment
- *Relocate equipment out of Sawyer street storage facility
- *Coordinate with CIP projects

Personnel Positions

ELECTRIC (0100-0801)			
PERSONNEL POSITIONS			
Position Title	Current Budgeted Employees	Current Actual Employees	2024 Proposed Employees
Electrical Traffic Manager	1.00	1.00	1.00
Electrician	4.00	4.00	4.00
TOTAL PERSONNEL	5.00	5.00	5.00

Revenues by Source

Name	FY2022 YTD Actual	FY2023 Budget: Amended	FY2023 Projected	9-28-23 Latest Version (General Fund)	FY2023 Budget: Amended vs. 9-28-23 Latest Version (General Fund) (% Change)	FY2023 Budget: Amended vs. 9-28-23 Latest Version (General Fund) (\$ Change)
Revenue Source						
Charges for Services						
4520 - OTHER GENERAL FEES	\$44,846	\$43,500	\$43,500	\$43,500	0%	\$0
Total Charges for Services:	\$44,846	\$43,500	\$43,500	\$43,500	0%	\$0
Total Revenue Source:	\$44,846	\$43,500	\$43,500	\$43,500	0%	\$0

Expenditures by Expense Type

Name	2022 YTD Actual	2023 Budget: Amended	2023 Projected	9-28-23 Latest Version	FY2023 Budget: Amended vs. FY2024-9-28-23 Latest Version (% Change)	2023 Budget: Adopted vs. 9-28-23 Latest Version (\$ Change)
Expenditures						
Transportation						
Transportation Department						
Electrical Division						
Personnel Services						
6102 - REGULAR PAY	\$377,364.99	\$393,300.00	\$393,300.00	\$393,255.00	-0.011%	\$18,955.00
6103 - REGULAR PAY - TEMP EMPLOYEE	\$0.00	\$0.00	\$0.00	\$0.00		\$0.00
6104 - OVERTIME PAY	\$2,664.50	\$2,400.00	\$2,800.00	\$2,400.00	0%	\$100.00
6108 - HOLIDAY PAY	\$0.00	\$0.00	\$0.00	\$0.00		\$0.00
6110 - SICK PAY	\$0.00	\$0.00	\$0.00	\$0.00		\$0.00
6202 - VACATION	\$0.00	\$0.00	\$0.00	\$0.00		\$0.00
6302 - FICA - EMPLOYERS SHARE	\$27,860.68	\$29,100.00	\$29,100.00	\$30,270.00	4.021%	\$2,670.00
6304 - WISCONSIN RETIREMENT FUND	\$24,771.00	\$26,900.00	\$26,900.00	\$27,303.00	1.498%	\$1,703.00
6306 - HEALTH INSURANCE	\$93,007.32	\$92,000.00	\$106,100.00	\$103,235.00	12.212%	\$11,235.00
6307 - HEALTH INSURANCE ADMIN FEE	\$4,000.00	\$0.00	\$0.00	\$0.00		\$0.00
6308 - DENTAL	\$3,872.74	\$3,100.00	\$3,100.00	\$3,894.72	25.636%	\$794.72
6310 - LIFE INSURANCE	\$1,595.67	\$1,700.00	\$1,700.00	\$1,041.00	-38.765%	-\$659.00
6312 - INCOME CONTINUATION INSURANCE	\$0.00	\$0.00	\$0.00	\$0.00		\$0.00
Total Personnel Services:	\$535,136.90	\$548,500.00	\$563,000.00	\$561,398.72	2.352%	\$34,798.72
Operating						
6401 - PS - ENGINEER/SURVEY/APPRaisal	\$0.00	\$0.00	\$0.00	\$0.00		\$0.00
6404 - PS - MISC CONSULTING / STUDIES	\$0.00	\$15,300.00	\$22,000.00	\$15,300.00	0%	\$0.00
6412 - CONTRACTUAL AGREEMENT PYMNTS	\$0.00	\$0.00	\$0.00	\$0.00		\$0.00
6415 - SUBSCRIPTION/LICENSING CNTRCTS	\$128.79	\$100.00	\$100.00	\$100.00	0%	\$0.00
6416 - PREVENTATIVE MNTC CONTRACTS	\$219.66	\$2,100.00	\$2,100.00	\$2,100.00	0%	\$0.00
6417 - 3RD PARTY CONTRACTED SERVICE	\$5,764.35	\$7,000.00	\$7,000.00	\$7,000.00	0%	\$0.00
6421 - EMPLOYEE TRAINING/DEVELOPMENT	\$210.00	\$1,000.00	\$1,000.00	\$1,000.00	0%	\$0.00
6422 - PRFSL LICENSE/MEMERSHIP/BOND	\$612.00	\$800.00	\$800.00	\$800.00	0%	\$0.00
6423 - EMPLOYEE ALLOWANCE/REIMBRSMNT	\$1,481.73	\$2,000.00	\$2,000.00	\$2,000.00	0%	\$0.00
6433 - INTERFUND CHARGE BACKS	\$614.25	\$0.00	\$6,200.00	\$25,200.00		\$25,200.00
6441 - RENTAL EXPENSE	\$0.00	\$400.00	\$400.00	\$400.00	0%	\$0.00
6452 - LICENSE & PERMITS	\$261.00	\$1,800.00	\$1,800.00	\$1,800.00	0%	\$0.00
6454 - TELEPHONE / INTERNET SERVC	\$1,076.99	\$600.00	\$600.00	\$600.00	0%	\$0.00
6455 - UTILITY EXPENSE	\$51,503.28	\$48,300.00	\$49,200.00	\$51,500.00	6.625%	\$3,200.00
6513 - MOTOR OIL (LUBRICANTS)	\$894.11	\$300.00	\$300.00	\$300.00	0%	\$0.00
6519 - NON-INVENTORY FUEL	\$0.00	\$100.00	\$100.00	\$100.00	0%	\$0.00
6520 - OFFICE SUPPLIES	\$361.36	\$500.00	\$500.00	\$500.00	0%	\$0.00
6521 - INVENTORY SUPPLIES	\$0.00	\$35,000.00	\$19,200.00	\$55,000.00	57.143%	\$20,000.00
6524 - SPECIALTY SUPPLIES			\$0.00	\$0.00		\$0.00
6529 - NON-INV - SUPPLIES	\$17,847.31	\$10,000.00	\$12,000.00	\$18,000.00	80%	\$8,000.00
6539 - NON INVENTORY REPAIR PARTS	\$707.09	\$0.00	\$0.00	\$0.00		\$0.00
6540 - TRAFFIC/PAINT/SIGN MATERIAL	\$5,235.49	\$0.00	\$0.00	\$0.00		\$0.00
6550 - MINOR EQUIPMENT	\$4,302.72	\$1,700.00	\$1,700.00	\$1,700.00	0%	\$0.00
Total Operating:	\$91,220.13	\$127,000.00	\$127,000.00	\$183,400.00	44.409%	\$56,400.00
Total Electrical Division:	\$626,357.03	\$675,500.00	\$690,000.00	\$744,798.72	10.259%	\$91,198.72
Total Transportation Department:	\$626,357.03	\$675,500.00	\$690,000.00	\$744,798.72	10.259%	\$91,198.72
Total Transportation:	\$626,357.03	\$675,500.00	\$690,000.00	\$744,798.72	10.259%	\$91,198.72
Total Expenditures:	\$626,357.03	\$675,500.00	\$690,000.00	\$744,798.72	10.259%	\$91,198.72

Sign Division 0100-0810



Jim Collins
Director of Transportation

Department/Category: Transportation Department
Fund Type: General Fund (Major Fund)

Mission Statement

To preserve and enhance the safety and capacity of the City's roadway network through installing and maintaining pavement marking and street signage.

Strategic Plan Goals

Improve and Maintain our Infrastructure
Strengthen our Neighborhoods
Improve our Quality of Life Assets

2023 Accomplishments

- *Refreshed City's striping
- *Replace signs to maintain reflectivity
- *Updated and replaced sharrow markings as needed

2024 Goals

- *Install signage, sharrows and pavement markings on recommended routes
- *Complete and update ordinances and signage as needed in conjunction with newly built school facilities

Personnel Positions

SIGN (0100-0810)

PERSONNEL POSITIONS

Position Title	Current Budgeted Employees	Current Actual Employees	2024 Proposed Employees
Traffic Painter	2.00	2.00	2.00
Part-Time Seasonal	0.54	0.54	0.54
TOTAL PERSONNEL	2.54	2.54	2.54

Revenues by Source

Name	FY2022 YTD Actual	FY2023 Budget: Amended	FY2023 Projected	9-28-23 Latest Version (General Fund)	FY2023 Budget: Amended vs. 9-28-23 Latest Version (General Fund) (% Change)	FY2023 Budget: Amended vs. 9-28-23 Latest Version (General Fund) (\$ Change)
Revenue Source						
Charges for Services						
4529 - SIGNS SPEC EVENT REVENUE	\$627	\$1,100	\$1,100	\$1,100	0%	\$0
Total Charges for Services:	\$627	\$1,100	\$1,100	\$1,100	0%	\$0
Total Revenue Source:	\$627	\$1,100	\$1,100	\$1,100	0%	\$0

Expenditures by Expense Type

Name	2022 YTD Actual	2023 Budget: Amended	2023 Projected	9-28-23 Latest Version	FY2023 Budget: Amended vs. FY2024-9-28-23 Latest Version (% Change)	2023 Budget: Adopted vs. 9-28-23 Latest Version (\$ Change)
Expenditures						
Transportation						
Transportation Department						
Sign Division						
Personnel Services						
6102 - REGULAR PAY	\$87,016.65	\$94,400.00	\$94,400.00	\$96,888.00	2.636%	\$7,788.00
6103 - REGULAR PAY - TEMP EMPLOYEE	\$9,854.00	\$13,100.00	\$13,100.00	\$13,100.00	0%	\$600.00
6104 - OVERTIME PAY	\$236.67	\$400.00	\$400.00	\$400.00	0%	\$0.00
6108 - HOLIDAY PAY	\$0.00	\$0.00	\$0.00	\$0.00		\$0.00
6110 - SICK PAY	\$0.00	\$0.00	\$0.00	\$0.00		\$0.00
6202 - VACATION	\$0.00	\$0.00	\$0.00	\$0.00		\$0.00
6302 - FICA - EMPLOYERS SHARE	\$7,025.76	\$7,900.00	\$7,900.00	\$8,447.00	6.924%	\$947.00
6304 - WISCONSIN RETIREMENT FUND	\$5,687.90	\$6,500.00	\$6,500.00	\$6,714.00	3.292%	\$614.00
6306 - HEALTH INSURANCE	\$22,100.44	\$21,900.00	\$25,200.00	\$25,185.00	15%	\$3,285.00
6307 - HEALTH INSURANCE ADMIN FEE	\$800.00	\$0.00	\$0.00	\$0.00		\$0.00
6308 - DENTAL	\$1,357.53	\$1,400.00	\$1,400.00	\$1,365.36	-2.474%	-\$34.64
6310 - LIFE INSURANCE	\$46.88	\$100.00	\$100.00	\$258.00	158%	\$158.00
6312 - INCOME CONTINUATION INSURANCE	\$0.00	\$0.00	\$0.00	\$0.00		\$0.00
Total Personnel Services:	\$134,125.83	\$145,700.00	\$149,000.00	\$152,357.36	4.569%	\$13,357.36
Operating						
6401 - PS - ENGINEER/SURVEY/APPRaisal	\$0.00	\$3,600.00	\$3,600.00	\$3,600.00	0%	\$0.00
6404 - PS - MISC CONSULTING / STUDIES	\$0.00	\$0.00	\$0.00	\$0.00		\$0.00
6411 - ADVERTISING/POSTAGE/PRINTING	\$0.00	\$100.00	\$100.00	\$100.00	0%	\$0.00
6412 - CONTRACTUAL AGREEMENT PYMNTS	\$0.00	\$0.00	\$0.00	\$0.00		\$0.00
6415 - SUBSCRIPTION/LICENSING CNTRCTS	\$1,275.00	\$2,600.00	\$2,600.00	\$2,600.00	0%	\$0.00
6416 - PREVENTATIVE MNTC CONTRACTS	\$219.66	\$200.00	\$200.00	\$200.00	0%	\$0.00
6417 - 3RD PARTY CONTRACTED SERVICE	\$806.43	\$4,300.00	\$4,300.00	\$4,300.00	0%	\$0.00
6421 - EMPLOYEE TRAINING/DEVELOPMENT	\$0.00	\$500.00	\$500.00	\$500.00	0%	\$0.00
6423 - EMPLOYEE ALLOWANCE/REIMBRSMNT	\$776.33	\$1,300.00	\$1,300.00	\$1,300.00	0%	\$0.00
6433 - INTERFUND CHARGE BACKS	\$5,396.13	\$0.00	\$5,800.00	\$16,500.00		\$16,500.00
6441 - RENTAL EXPENSE	\$0.00	\$100.00	\$100.00	\$100.00	0%	\$0.00
6452 - LICENSE & PERMITS	\$0.00	\$100.00	\$100.00	\$100.00	0%	\$0.00
6455 - UTILITY EXPENSE	\$5,206.44	\$4,500.00	\$5,300.00	\$5,300.00	17.778%	\$800.00
6513 - MOTOR OIL (LUBRICANTS)	\$0.00	\$100.00	\$100.00	\$100.00	0%	\$0.00
6519 - NON-INVENTORY FUEL	\$13.33	\$100.00	\$100.00	\$100.00	0%	\$0.00
6520 - OFFICE SUPPLIES	\$43.55	\$200.00	\$200.00	\$200.00	0%	\$0.00
6521 - INVENTORY SUPPLIES	\$4,272.54	\$3,100.00	\$3,100.00	\$3,100.00	0%	\$0.00
6529 - NON-INV - SUPPLIES	\$23,575.60	\$30,000.00	\$31,000.00	\$31,000.00	3.333%	\$1,000.00
6539 - NON INVENTORY REPAIR PARTS	\$1,226.28	\$0.00	\$1,200.00	\$1,200.00		\$1,200.00
6540 - TRAFFIC/PAINT/SIGN MATERIAL	\$24,602.84	\$35,000.00	\$35,000.00	\$35,000.00	0%	\$0.00
6550 - MINOR EQUIPMENT	\$0.00	\$600.00	\$600.00	\$600.00	0%	\$0.00
Total Operating:	\$67,414.13	\$86,400.00	\$95,200.00	\$105,900.00	22.569%	\$19,500.00
Capital Outlay						
7204 - MACHINERY & EQUIPMENT	\$7,926.28	\$3,000.00	\$3,000.00	\$9,000.00	200%	\$6,000.00
Total Capital Outlay:	\$7,926.28	\$3,000.00	\$3,000.00	\$9,000.00	200%	\$6,000.00
Total Sign Division:	\$209,466.24	\$235,100.00	\$247,200.00	\$267,257.36	13.678%	\$38,857.36
Total Transportation Department:	\$209,466.24	\$235,100.00	\$247,200.00	\$267,257.36	13.678%	\$38,857.36
Total Transportation:	\$209,466.24	\$235,100.00	\$247,200.00	\$267,257.36	13.678%	\$38,857.36
Total Expenditures:	\$209,466.24	\$235,100.00	\$247,200.00	\$267,257.36	13.678%	\$38,857.36

Unclassified Budget 0100-0911 & 0100-0914

Russ Van Gompel
Director of Finance

Department: Finance Department
Fund Type: General Fund (Major Fund)
Category: Unclassified

Mission Statement

This budget is used to account for any general fund expenditures that are not part of any established general fund division. This budget is under the direction of the City Manager.

Expenditures by Expense Type

Name	2022 YTD Actual	2023 Budget: Amended	2023 Projected	9-28-23 Latest Version	FY2023 Budget: Amended vs. FY2024-9-28-23 Latest Version (%) Change	2023 Budget: Adopted vs. 9-28-23 Latest Version (\$) Change
Expenditures						
Unclassified						
Finance						
Unclassified						
No Project						
Personnel Services						
6102 - REGULAR PAY	\$413,367.14	\$463,150.00	\$463,150.00	\$0.00	-100%	-\$1,274,000.00
6249 - MISCELLANEOUS PAY	\$0.00	\$668,800.00	\$0.00	\$0.00	-100%	-\$668,800.00
6302 - FICA - EMPLOYERS SHARE	\$19,574.42	\$0.00	\$0.00	\$0.00		\$0.00
6306 - HEALTH INSURANCE	\$2,539.06	\$0.00	\$0.00	\$0.00		\$0.00
6308 - DENTAL	\$0.00	\$0.00	\$0.00	\$0.00		\$0.00
6310 - LIFE INSURANCE	\$0.00	\$0.00	\$0.00	\$0.00		\$0.00
6320 - OTHER BENEFITS	\$208.79	\$0.00	\$0.00	\$0.00		\$0.00
6321 - UNEMPLOYMENT BENEFITS	\$0.00	\$20,000.00	\$20,000.00	\$20,000.00	0%	\$0.00
6322 - EMPLOYEE BENEFIT FEES	\$0.00	\$15,000.00	\$15,000.00	\$15,000.00	0%	\$0.00
Total Personnel Services:	\$435,689.41	\$1,166,950.00	\$498,150.00	\$35,000.00	-97.001%	-\$1,942,800.00
Operating						
6401 - PS - ENGINEER/SURVEY/APPRaisal	\$0.00	\$0.00	\$0.00	\$0.00		\$0.00
6403 - PS - LEGAL/ATTORNEY FEES	\$8,890.00	\$0.00	\$0.00	\$0.00		\$0.00
6404 - PS - MISC CONSULTING / STUDIES	\$17,675.42	\$25,000.00	\$25,000.00	\$25,000.00	0%	\$0.00
6411 - ADVERTISING/POSTAGE/PRINTING	\$800.00	\$0.00	\$0.00	\$0.00		\$0.00
6412 - CONTRACTUAL AGREEMENT PYMNTS	\$0.00	\$0.00	\$0.00	\$0.00		\$0.00
6415 - SUBSCRIPTION/LICENSING CNTRCTS	\$67,011.95	\$0.00	\$0.00	\$0.00		\$0.00
6417 - 3RD PARTY CONTRACTED SERVICE	\$0.00	\$0.00	\$0.00	\$0.00		\$0.00
6421 - EMPLOYEE TRAINING/DEVELOPMENT	\$0.00	\$0.00	\$0.00	\$0.00		\$0.00
6422 - PRFSL LICENSE/MEMERSHIP/BOND	\$0.00	\$0.00	\$0.00	\$0.00		\$0.00
6441 - RENTAL EXPENSE	\$1,274.00	\$0.00	\$0.00	\$0.00		\$0.00
6452 - LICENSE & PERMITS	\$0.00	\$0.00	\$0.00	\$0.00		\$0.00
6455 - UTILITY EXPENSE	\$371.97	\$0.00	\$0.00	\$0.00		\$0.00
6461 - CONTINGENCY	\$0.00	\$291,000.00	\$0.00	\$0.00	-100%	-\$291,000.00
6465 - BANK FEES	\$6,865.36	\$0.00	\$0.00	\$0.00		\$0.00
6469 - UNCOLLECTIBLE ACCOUNTS	\$0.00	\$0.00	\$0.00	\$0.00		\$0.00
6721 - INTEREST EXPENSE	\$0.00	\$0.00	\$0.00	\$0.00		\$0.00
7470 - TSF TO OTHER	\$0.00	\$280,000.00	\$0.00	\$0.00	-100%	-\$280,000.00
Total Operating:	\$102,888.70	\$596,000.00	\$25,000.00	\$25,000.00	-95.805%	-\$571,000.00
Capital Outlay						
7208 - LAND & LAND IMPVMTS	\$0.00	\$0.00	\$0.00	\$0.00		\$0.00
Total Capital Outlay:	\$0.00	\$0.00	\$0.00	\$0.00		\$0.00
Total No Project:	\$538,578.11	\$1,762,950.00	\$523,150.00	\$60,000.00	-96.597%	-\$2,513,800.00
Parks Special Revenue Fund						
Operating						
7470 - TSF TO OTHER	\$350,000.00	\$250,000.00	\$250,000.00	\$0.00	-100%	-\$250,000.00
Total Operating:	\$350,000.00	\$250,000.00	\$250,000.00	\$0.00	-100%	-\$250,000.00
Total Parks Special Revenue Fund:	\$350,000.00	\$250,000.00	\$250,000.00	\$0.00	-100%	-\$250,000.00
Capital Assets Fund - General Fund						
Operating						
7470 - TSF TO OTHER	\$0.00	\$0.00	\$0.00	\$0.00		\$0.00
Total Operating:	\$0.00	\$0.00	\$0.00	\$0.00		\$0.00
Total Capital Assets Fund - General Fund:	\$0.00	\$0.00	\$0.00	\$0.00		\$0.00
Park Memorials & Forestry Sr						
Operating						
7470 - TSF TO OTHER	\$325,000.00	\$250,000.00	\$250,000.00	\$0.00	-100%	-\$250,000.00
Total Operating:	\$325,000.00	\$250,000.00	\$250,000.00	\$0.00	-100%	-\$250,000.00
Total Park Memorials & Forestry Sr:	\$325,000.00	\$250,000.00	\$250,000.00	\$0.00	-100%	-\$250,000.00
Municipal Debt Service						
Operating						
7470 - TSF TO OTHER	\$0.00	\$2,000,000.00	\$2,000,000.00	\$0.00	-100%	-\$2,000,000.00
Total Operating:	\$0.00	\$2,000,000.00	\$2,000,000.00	\$0.00	-100%	-\$2,000,000.00
Total Municipal Debt Service:	\$0.00	\$2,000,000.00	\$2,000,000.00	\$0.00	-100%	-\$2,000,000.00
Grand Opera House						
Operating						
7470 - TSF TO OTHER	\$0.00	\$0.00	\$0.00	\$0.00		\$0.00
Total Operating:	\$0.00	\$0.00	\$0.00	\$0.00		\$0.00
Total Grand Opera House:	\$0.00	\$0.00	\$0.00	\$0.00		\$0.00
TID 25						
Operating						
7470 - TSF TO OTHER	\$0.00	\$0.00	\$0.00	\$0.00		\$0.00
Total Operating:	\$0.00	\$0.00	\$0.00	\$0.00		\$0.00
Total TID 25:	\$0.00	\$0.00	\$0.00	\$0.00		\$0.00
Employee Benefit Fund						
Operating						
7470 - TSF TO OTHER	\$25,000.00	\$0.00	\$0.00	\$0.00		\$0.00
Total Operating:	\$25,000.00	\$0.00	\$0.00	\$0.00		\$0.00
Total Employee Benefit Fund:	\$25,000.00	\$0.00	\$0.00	\$0.00		\$0.00
FORCLOSURE PROPERTY						
Operating						
6469 - UNCOLLECTIBLE ACCOUNTS	\$13,307.20	\$0.00	\$0.00	\$0.00		\$0.00
Total Operating:	\$13,307.20	\$0.00	\$0.00	\$0.00		\$0.00
Total FORCLOSURE PROPERTY:	\$13,307.20	\$0.00	\$0.00	\$0.00		\$0.00
2020 IT Network Outage						

Operating							
	6401 - PS - ENGINEER/SURVEY/APPRaisal	\$0.00	\$0.00	\$0.00	\$0.00		\$0.00
	Total Operating:	\$0.00	\$0.00	\$0.00	\$0.00		\$0.00
	Total 2020 It Network Outage:	\$0.00	\$0.00	\$0.00	\$0.00		\$0.00
2020 Covid - 19 Virus							
Operating							
	6401 - PS - ENGINEER/SURVEY/APPRaisal	\$0.00	\$0.00	\$0.00	\$0.00		\$0.00
	6441 - RENTAL EXPENSE	\$0.00	\$0.00	\$0.00	\$0.00		\$0.00
	6529 - NON-INV - SUPPLIES	\$0.00	\$0.00	\$0.00	\$0.00		\$0.00
	Total Operating:	\$0.00	\$0.00	\$0.00	\$0.00		\$0.00
	Total 2020 Covid - 19 Virus:	\$0.00	\$0.00	\$0.00	\$0.00		\$0.00
Emergency Shelter							
Operating							
	6401 - PS - ENGINEER/SURVEY/APPRaisal	\$0.00	\$0.00	\$0.00	\$0.00		\$0.00
	6529 - NON-INV - SUPPLIES	\$0.00	\$0.00	\$0.00	\$0.00		\$0.00
	Total Operating:	\$0.00	\$0.00	\$0.00	\$0.00		\$0.00
	Total Emergency Shelter:	\$0.00	\$0.00	\$0.00	\$0.00		\$0.00
Cares Act - Elections							
Operating							
	6401 - PS - ENGINEER/SURVEY/APPRaisal	\$0.00	\$0.00	\$0.00	\$0.00		\$0.00
	6529 - NON-INV - SUPPLIES	\$0.00	\$0.00	\$0.00	\$0.00		\$0.00
	Total Operating:	\$0.00	\$0.00	\$0.00	\$0.00		\$0.00
	Total Cares Act - Elections:	\$0.00	\$0.00	\$0.00	\$0.00		\$0.00
Routes To Recovery Covid-19							
Operating							
	6401 - PS - ENGINEER/SURVEY/APPRaisal	\$0.00	\$0.00	\$0.00	\$0.00		\$0.00
	Total Operating:	\$0.00	\$0.00	\$0.00	\$0.00		\$0.00
	Total Routes To Recovery Covid-19:	\$0.00	\$0.00	\$0.00	\$0.00		\$0.00
Cares Act - Ambulance							
Operating							
	6529 - NON-INV - SUPPLIES	-\$35,022.84	\$0.00	\$0.00	\$0.00		\$0.00
	Total Operating:	-\$35,022.84	\$0.00	\$0.00	\$0.00		\$0.00
	Total Cares Act - Ambulance:	-\$35,022.84	\$0.00	\$0.00	\$0.00		\$0.00
Real Estate Outside Legal Fees							
Operating							
	6403 - PS - LEGAL/ATTORNEY FEES	\$570.00	\$2,000.00	\$2,000.00	\$2,000.00	0%	\$0.00
	Total Operating:	\$570.00	\$2,000.00	\$2,000.00	\$2,000.00	0%	\$0.00
	Total Real Estate Outside Legal Fees:	\$570.00	\$2,000.00	\$2,000.00	\$2,000.00	0%	\$0.00
Nuisance/Code Outside Legal Fees							
Operating							
	6403 - PS - LEGAL/ATTORNEY FEES	\$548.18	\$5,000.00	\$5,000.00	\$5,000.00	0%	\$0.00
	6411 - ADVERTISING/POSTAGE/PRINTING	\$189.32	\$0.00	\$0.00	\$0.00		\$0.00
	Total Operating:	\$737.50	\$5,000.00	\$5,000.00	\$5,000.00	0%	\$0.00
	Total Nuisance/Code Outside Legal Fees:	\$737.50	\$5,000.00	\$5,000.00	\$5,000.00	0%	\$0.00
Other Outside Legal Fees							
Operating							
	6403 - PS - LEGAL/ATTORNEY FEES	\$38,843.80	\$50,000.00	\$50,000.00	\$50,000.00	0%	\$0.00
	Total Operating:	\$38,843.80	\$50,000.00	\$50,000.00	\$50,000.00	0%	\$0.00
	Total Other Outside Legal Fees:	\$38,843.80	\$50,000.00	\$50,000.00	\$50,000.00	0%	\$0.00
Pay for Performance							
Personnel Services							
	6249 - MISCELLANEOUS PAY	\$0.00	\$0.00	\$0.00	\$126,005.00		\$126,005.00
	Total Personnel Services:	\$0.00	\$0.00	\$0.00	\$126,005.00		\$126,005.00
	Total Pay for Performance:	\$0.00	\$0.00	\$0.00	\$126,005.00		\$126,005.00
Sick Payout							
Personnel Services							
	6249 - MISCELLANEOUS PAY	\$0.00	\$0.00	\$0.00	\$250,600.00		\$250,600.00
	Total Personnel Services:	\$0.00	\$0.00	\$0.00	\$250,600.00		\$250,600.00
	Total Sick Payout:	\$0.00	\$0.00	\$0.00	\$250,600.00		\$250,600.00
Retirement Payout							
Personnel Services							
	6249 - MISCELLANEOUS PAY	\$0.00	\$0.00	\$0.00	\$0.00		\$0.00
	Total Personnel Services:	\$0.00	\$0.00	\$0.00	\$0.00		\$0.00
	Total Retirement Payout:	\$0.00	\$0.00	\$0.00	\$0.00		\$0.00
COLA							
Personnel Services							
	6249 - MISCELLANEOUS PAY	\$0.00	\$0.00	\$0.00	\$1,664,800.00		\$1,664,800.00
	Total Personnel Services:	\$0.00	\$0.00	\$0.00	\$1,664,800.00		\$1,664,800.00
	Total COLA:	\$0.00	\$0.00	\$0.00	\$1,664,800.00		\$1,664,800.00
Health Insurance							
Personnel Services							
	6249 - MISCELLANEOUS PAY	\$0.00	\$0.00	\$0.00	\$178,678.00		\$178,678.00
	Total Personnel Services:	\$0.00	\$0.00	\$0.00	\$178,678.00		\$178,678.00
	Total Health Insurance:	\$0.00	\$0.00	\$0.00	\$178,678.00		\$178,678.00
	Total Unclassified:	\$1,257,013.77	\$4,319,950.00	\$3,080,150.00	\$2,337,083.00	-45.900%	-\$2,793,717.00
	Total Finance:	\$1,257,013.77	\$4,319,950.00	\$3,080,150.00	\$2,337,083.00	-45.900%	-\$2,793,717.00
	Total Unclassified:	\$1,257,013.77	\$4,319,950.00	\$3,080,150.00	\$2,337,083.00	-45.900%	-\$2,793,717.00
	Total Expenditures:	\$1,257,013.77	\$4,319,950.00	\$3,080,150.00	\$2,337,083.00	-45.900%	-\$2,793,717.00

2024 Special Revenue Funds - Revenues & Expenditures

	2021 Actual	2022 Actual	2023 YTD Actual	2023 Budget: Amended	2023 Projected	2024 Proposed Budget	Change from 2023 to 2024	% of Change
Revenue Total	(13,538,800)	(14,899,809)	(10,146,778)	(14,100,501)	(13,945,855)	(14,280,261)	(179,761)	1.27%
Expense								
20 - SPECIAL REVENUE RUNDS								
02010760 - Senior Services Revolving	22,245	32,163	17,468	48,400	53,300	63,900	15,500	32.025%
02020740 - CDBG Revolving Loan Fund	66,773	281,330	198,022	248,400	248,400	267,283	18,883	7.602%
02091030 - BID District	190,646	215,805	110,194	140,600	190,066	205,000	64,400	45.804%
02110480 - Recycling	808,074	875,632	334,752	1,041,583	1,152,800	1,113,723	72,140	5.554%
02120470 - Sanitation Division	1,483,954	1,610,265	712,543	1,759,770	1,812,400	1,800,274	40,504	12.017%
02150211 - Police Special Rev Fund	139,471	336,719	24,174	350,621	270,796	99,000	(251,621)	-71.764%
02230460 - Street Lighting	1,013,896	1,057,734	445,327	1,140,800	1,080,900	1,060,300	(80,500)	-7.056%
02271070 - Museum Memberships	281,831	138,661	12,767	50,500	50,500	74,300	23,800	47.129%
02310760 - Seniors Center	580,620	616,596	285,023	691,779	634,074	728,209	36,430	9.025%
02350230 - Fire Special Revenue	59,156	224,320	75,432	255,287	288,019	170,309	(84,978)	-33.287%
02391060 - Library	3,847,314	4,060,302	1,923,025	3,885,200	3,988,300	4,172,329	287,129	8.162%
02411070 - Museum	1,248,983	1,178,545	597,843	1,248,200	1,243,100	1,272,743	24,543	1.966%
02421070 - Museum Collections	7,146	11,210	764	13,500	13,500	56,900	43,400	321.481%
02470650 - Cemetery Division	373,143	382,574	182,042	451,700	466,300	527,676	75,976	16.820%
02490740 - Comm Dev Special Fund	332,269	178,089	14,362	167,000	42,000	-	(167,000)	-100%
02550610 - Parks Revenue Division	425,988	491,624	290,972	688,700	657,200	428,075	(260,625)	-37.843%
02560610 - Leach Amphitheater	73,874	90,554	28,877	106,400	96,800	101,472	(4,928)	-4.632%
02570410 - Public Works Special Fund	180,140	262,181	181,955	422,900	439,600	627,751	204,851	74.828%
02590610 - Pollock Aquatic Ctr	343,476	732,534	215,414	1,333,661	552,600	890,395	(443,266)	-33.237%
03010740 - Neighborhood Improv Loan Prog	-	-	-	218,100	-	218,100	-	0%
03020740 - Hlthy Neighborhood Initiative	417,067	525,667	590,624	1,226,200	1,019,100	698,689	(527,511)	-43.020%
03030740 - Comm Dev Block Grant	665,023	913,874	274,754	3,178,833	800,211	378,922	(2,799,911)	-88.080%
03040740 - Local Ec Dev - GO EDC Loan Prog	593,222	250,000	-	450,000	450,000	450,000	-	0%
03070760 - Senior Center	-	6,750	-	-	-	3,000	3,000	-
Expense Total	13,154,311	14,473,128	6,516,336	19,118,135	15,549,965	15,408,350	(3,709,785)	-19.40%
Grand Total	(384,489)	(426,681)	(3,630,442)	5,017,634	1,604,110	1,128,089	(3,889,546)	-77.52%



Senior Services Revolving Fund 0201-0760

Department: Parks Department
Fund Type: Special Revenue Fund,
Non-Major Fund
Contact Person: Dan Braun,
Seniors Center Manager

Mission Statement

To enrich the lives of adults fifty and over.

Strategic Plan Goals

Enhance Our Quality of Life Services and Assets
Provide a Safe, Secure, and Healthy Community
Strengthen Our Neighborhoods

2023 Accomplishments

- *Implemented the Senior Center and Oshkosh Fire Department Falls Prevention program
 - *Increased environmental/nature-based programming
 - *Expanded partnerships and collaborations for program enhancement

2024 Goals

- *Introduce new group exercise class offerings
- *Increase utilization of technology to ensure program effectiveness
- *Continue to expand program offerings targeting diverse populations

Revenues by Source

Name	FY2022 YTD Actual	FY2023 Budget: Amended	FY2023 Projected	9-28-23 Latest Version (Senior Center Revolving Fund)	FY2023 Budget: Amended vs. 9-28- 23 Latest Version (Senior Center Revolving Fund) (% Change)	FY2023 Budget: Amended vs. 9-28- 23 Latest Version (Senior Center Revolving Fund) (\$ Change)
Revenue Source						
Intergovernmental						
4265 - PRIVATE GRANT	\$0	\$3,000	\$3,000	\$3,000	0%	\$0
Total Intergovernmental:	\$0	\$3,000	\$3,000	\$3,000	0%	\$0
Miscellaneous Income						
4792 - MISC SERVICE REVENUES	\$35,095	\$37,400	\$36,000	\$42,000	12.3%	\$4,600
4950 - SPONSORSHIP	\$200	\$1,000	\$0	\$8,000	700%	\$7,000
4952 - GIFTS & DONATIONS	\$20,033	\$2,100	\$6,000	\$11,000	423.8%	\$8,900
Total Miscellaneous Income:	\$55,328	\$40,500	\$42,000	\$61,000	50.6%	\$20,500
Total Revenue Source:	\$55,328	\$43,500	\$45,000	\$64,000	47.1%	\$20,500

Expenditures by Expense Type

Name	FY2022 YTD Actual	FY2023 Budget: Amended	FY2023 Projected	9-28-23 Latest Version (Senior Center Revolving Fund)	FY2023 Budget: Amended vs. 9- 28-23 Latest Version (Senior Center Revolving Fund) (% Change)	FY2023 Budget: Amended vs. 9- 28-23 Latest Version (Senior Center Revolving Fund) (\$ Change)
Expense Objects						
Operating						
6411 - ADVERTISING/POSTAGE/PRINTING	\$1,794	\$3,400	\$3,000	\$3,000	-11.8%	-\$400
6413 - CONTRACTUAL EMPLOYMENT	\$2,225	\$6,000	\$6,000	\$7,000	16.7%	\$1,000
6417 - 3RD PARTY CONTRACTED SERVICE	\$1,979	\$4,800	\$4,100	\$4,800	0%	\$0
6421 - EMPLOYEE TRAINING/DEVELOPMENT	\$456	\$800	\$800	\$800	0%	\$0
6422 - PRFSL LICENSE/MEMBERSHIP/BOND	\$89	\$100	\$600	\$600	500%	\$500
6423 - EMPLOYEE ALLOWANCE/REIMBRSMNT	\$221	\$300	\$300	\$600	100%	\$300
6441 - RENTAL EXPENSE	\$0	\$100	\$100	\$100	0%	\$0
6452 - LICENSE & PERMITS	\$666	\$800	\$400	\$400	-50%	-\$400
6454 - TELEPHONE / INTERNET SERVC	\$1,416	\$1,500	\$1,600	\$1,600	6.7%	\$100
6519 - NON-INVENTORY FUEL	\$0	\$0	\$400	\$400	N/A	\$400
6520 - OFFICE SUPPLIES	\$120	\$200	\$200	\$200	0%	\$0
6529 - NON-INV - SUPPLIES	\$11,200	\$24,300	\$24,900	\$29,700	22.2%	\$5,400
6550 - MINOR EQUIPMENT	\$7,903	\$5,000	\$4,900	\$7,700	54%	\$2,700
Total Operating:	\$28,068	\$47,300	\$47,300	\$56,900	20.3%	\$9,600
Capital Outlay						
7204 - MACHINERY & EQUIPMENT	\$4,095	\$6,000	\$6,000	\$7,000	16.7%	\$1,000
Total Capital Outlay:	\$4,095	\$6,000	\$6,000	\$7,000	16.7%	\$1,000
Total Expense Objects:	\$32,163	\$53,300	\$53,300	\$63,900	19.9%	\$10,600



CDBG Revolving Loan Fund 0202-0740

Department: Community Development Department
Fund Type: Special Revenue,
Non-Major Fund
Contact Person: Kelly Nieforth,
Director of Community Development

Mission Statement

The Community Development Block Grant Revolving Loan Fund (RLF) provides deferred payment loans to assist low and moderate income homebuyers with housing improvement costs and down payment assistance to qualified homebuyers.

Strategic Plan Goals

*Increase owner investment and maintenance in property

2023 Accomplishments

*On track to assist 10-15 low to moderate-income homeowners with housing improvements

*On track to assist 3-4 income qualified homebuyers with downpayment assistance

2024 Goals

*Assist 10 low to moderate-income homeowners with housing improvements

*Assist 10 income qualified homebuyers with downpayment assistance

Personnel Positions

CDBG REVOLVING LOAN FUND (0202-4740)

PERSONNEL POSITIONS			
Position Title	Current Budgeted Employees	Current Actual Employees	2024 Proposed Employees
Housing Specialist	1.00	1.00	1.00
Office Assistant - PT	0.67	0.00	0.00
Office Assistant	0.00	0.63	0.63
TOTAL PERSONNEL	1.67	1.63	1.63

Revenues by Source

Name	FY2022 YTD Actual	FY2023 Budget: Amended	FY2023 Projected	9-28-23 Latest Version (CDBG Revolving Loan Fund)	FY2023 Budget: Amended vs. 9-28-23 Latest Version (CDBG Revolving Loan Fund) (% Change)	FY2023 Budget: Amended vs. 9-28-23 Latest Version (CDBG Revolving Loan Fund) (\$ Change)
Revenue Source						
Miscellaneous Income						
4956 - DEFERRED LOAN REIMB	\$368,219	\$250,000	\$250,000	\$250,000	0%	\$0
Total Miscellaneous Income:	\$368,219	\$250,000	\$250,000	\$250,000	0%	\$0
Total Revenue Source:	\$368,219	\$250,000	\$250,000	\$250,000	0%	\$0

Expenditures by Expense Type

Name	FY2022 YTD Actual	FY2023 Budget: Amended	FY2023 Projected	9-28-23 Latest Version (CDBG Revolving Loan Fund)	FY2023 Budget: Amended vs. 9- 28-23 Latest Version (CDBG Revolving Loan Fund) (% Change)	FY2023 Budget: Amended vs. 9- 28-23 Latest Version (CDBG Revolving Loan Fund) (\$ Change)
Expense Objects						
Personnel Services						
6102 - REGULAR PAY	\$0	\$89,400	\$89,400	\$100,461	12.4%	\$11,061
6249 - MISCELLANEOUS PAY	\$0	\$0	\$0	\$6,791	N/A	\$6,791
6302 - FICA - EMPLOYERS SHARE	\$0	\$6,900	\$6,900	\$7,418	7.5%	\$518
6304 - WISCONSIN RETIREMENT FUND	\$0	\$6,100	\$6,100	\$6,691	9.7%	\$591
6308 - DENTAL	\$0	\$1,400	\$1,400	\$1,365	-2.5%	-\$35
6310 - LIFE INSURANCE	\$0	\$300	\$300	\$256	-14.5%	-\$44
Total Personnel Services:	\$0	\$104,100	\$104,100	\$122,983	18.1%	\$18,883
Operating						
6412 - CONTRACTUAL AGREEMENT PYMNTS	\$189,860	\$143,300	\$143,300	\$143,300	0%	\$0
6431 - ADMIN / ENGINEERING FEE	\$91,470	\$1,000	\$1,000	\$1,000	0%	\$0
Total Operating:	\$281,330	\$144,300	\$144,300	\$144,300	0%	\$0
Total Expense Objects:	\$281,330	\$248,400	\$248,400	\$267,283	7.6%	\$18,883



BID District Fund 0209-1030

Department: Community Development Department
Fund Type: Special Revenue,
Non-Major Fund
Contact Person: Kelly Nieforth,
Director of Community Development

Mission Statement

The Downtown Oshkosh Business Improvement District (BID) is an essential entity to the Central Business District of Oshkosh. The BID, created in 1987, has maintained its initial premise to retain available free parking in the downtown, as well as proactively support revitalization efforts. Through the BID, property owners assess themselves to pay for activities to enhance and improve the downtown and to bring customers to the area.

Strategic Plan Goals

- *Continue to support business retention and expansion, attraction, and entrepreneurship
- *Support redevelopment efforts through the City

2023 Accomplishments

- *Supported BID businesses with events, promotion and business resources
- *Worked with City staff to implement Roger Brook's recommendations

2024 Goals

- *Work with the City and community partners on implementing Roger Brooks recommendations
- *Continue supporting business development in the BID

Revenues by Source

Name	FY2022 YTD Actual	FY2023 Budget: Amended	FY2023 Projected	9-28-23 Latest Version (B I D District)	FY2023 Budget: Amended vs. 9-28-23 Latest Version (B I D District) (% Change)	FY2023 Budget: Amended vs. 9-28-23 Latest Version (B I D District) (\$ Change)
Revenue Source						
Taxes and Special Assessments						
4173 - SPECIAL CHARGES - BID DISTRICT	\$140,610	\$140,600	\$140,610	\$140,610	0%	\$10
Total Taxes and Special Assessments:	\$140,610	\$140,600	\$140,610	\$140,610	0%	\$10
Miscellaneous Income						
4950 - SPONSORSHIP	\$36,003	\$40,000	\$43,175	\$70,000	75%	\$30,000
4972 - MISCELLANEOUS REVENUE	\$56,516	\$0	\$30,000	\$30,000	N/A	\$30,000
Total Miscellaneous Income:	\$92,519	\$40,000	\$73,175	\$100,000	150%	\$60,000
Total Revenue Source:	\$233,129	\$180,600	\$213,785	\$240,610	33.2%	\$60,010

Expenditures by Expense Type

Name	FY2022 YTD Actual	FY2023 Budget: Amended	FY2023 Projected	9-28-23 Latest Version (B I D District)	FY2023 Budget: Amended vs. 9- 28-23 Latest Version (B I D District) (% Change)	FY2023 Budget: Amended vs. 9- 28-23 Latest Version (B I D District) (\$ Change)
Expense Objects						
Operating						
6404 - PS - MISC CONSULTING / STUDIES	\$7,541	\$0	\$0	\$0	0%	\$0
6411 - ADVERTISING/POSTAGE/PRINTING	\$4,931	\$15,000	\$15,000	\$15,000	0%	\$0
6412 - CONTRACTUAL AGREEMENT PYMNTS	\$169,209	\$125,600	\$175,000	\$190,000	51.3%	\$64,400
6417 - 3RD PARTY CONTRACTED SERVICE	\$34,124	\$0	\$20	\$0	0%	\$0
6529 - NON-INV - SUPPLIES	\$0	\$0	\$46	\$0	0%	\$0
Total Operating:	\$215,805	\$140,600	\$190,066	\$205,000	45.8%	\$64,400
Total Expense Objects:	\$215,805	\$140,600	\$190,066	\$205,000	45.8%	\$64,400



Recycling Fund 0211-0480

Department: Public Works Department
Fund Type: Special Revenue,
Non-Major Fund
Contact Person: Eric Moran,
Public Works Sanitation Manager

Mission Statement

Provide the citizens of Oshkosh with a clean and sustainable community through the effective management of a public recycling program

Strategic Plan Goals

Strengthen our Neighborhoods
Improve our Quality of Life Assets

2023 Accomplishments

- *Use social media outlets to promote and update recycling media releases and events
- *Voted one of the top divisions for Quality of Services in the City Survey
- *Implemented EAM and Executime Systems
- *Promoted and educated the recycling program to residents, community groups, landlords and schools

2024 Goals

- *Continue to partner with Winnebago County in the education and promotion of public recycling programs
- *Re-adjust recycling routes as a result of community expansion and the Town of Algoma Annex
- *Provide a high level of service for residential and multi-family properties by maintaining accurate recycling cart records

Personnel Positions

RECYCLING (0211-0480)

PERSONNEL POSITIONS

Position Title	Current Budgeted Employees	Current Actual Employees	2024 Proposed Employees
Public Works Sanitation Mgr.	0.50	0.50	0.50
Lead Sanitation Operator	1.00	1.00	1.00
Sanitation Operator	2.50	2.50	2.50
Office Assistant	0.50	0.50	0.50
Seasonal Help	varies	varies	varies
TOTAL PERSONNEL	0.00	0.00	0.00

Revenues by Source

Name	FY2022 YTD Actual	FY2023 Budget: Amended	FY2023 Projected	9-28-23 Latest Version (Recycling)	FY2023 Budget: Amended vs. 9-28-23 Latest Version (Recycling) (% Change)	FY2023 Budget: Amended vs. 9-28-23 Latest Version (Recycling) (\$ Change)
Revenue Source						
Intergovernmental						
4227 - STATE AID-RECYCLING	\$236,961	\$237,000	\$237,000	\$237,000	0%	\$0
Total Intergovernmental:	\$236,961	\$237,000	\$237,000	\$237,000	0%	\$0
Charges for Services						
4552 - RECYCLE FEE	\$748,365	\$740,800	\$745,800	\$745,800	0.7%	\$5,000
4554 - DROP OFF FEES	\$116,370	\$111,000	\$111,000	\$111,000	0%	\$0
4556 - RECYCLING REVENUE	\$21,784	\$17,000	\$17,000	\$17,000	0%	\$0
4559 - SANITATION RECYCLING FEE	\$10,560	\$7,000	\$7,200	\$7,200	2.9%	\$200
Total Charges for Services:	\$897,079	\$875,800	\$881,000	\$881,000	0.6%	\$5,200
Miscellaneous Income						
4966 - OTHER REIMBURSEMENTS	\$121,399	\$40,000	\$19,000	\$20,000	-50%	-\$20,000
4972 - MISCELLANEOUS REVENUE	\$340	\$0	\$0	\$0	0%	\$0
Total Miscellaneous Income:	\$121,739	\$40,000	\$19,000	\$20,000	-50%	-\$20,000
Total Revenue Source:	\$1,255,778	\$1,152,800	\$1,137,000	\$1,138,000	-1.3%	-\$14,800

Expenditures by Expense Type

Name	FY2022 YTD Actual	FY2023 Budget: Amended	FY2023 Projected	9-28-23 Latest Version (Recycling)	FY2023 Budget: Amended vs. 9- 28-23 Latest Version (Recycling) (% Change)	FY2023 Budget: Amended vs. 9- 28-23 Latest Version (Recycling) (\$ Change)
Expense Objects						
Personnel Services						
6102 - REGULAR PAY	\$258,571	\$262,500	\$274,200	\$274,445	4.6%	\$11,945
6103 - REGULAR PAY - TEMP EMPLOYEE	\$26,260	\$23,400	\$23,400	\$23,400	0%	\$0
6104 - OVERTIME PAY	\$6,996	\$7,700	\$5,900	\$7,700	0%	\$0
6249 - MISCELLANEOUS PAY	\$0	\$0	\$0	\$20,520	N/A	\$20,520
6302 - FICA - EMPLOYERS SHARE	\$21,345	\$21,600	\$21,600	\$21,402	-0.9%	-\$198
6304 - WISCONSIN RETIREMENT FUND	\$16,425	\$18,400	\$18,400	\$17,930	-2.6%	-\$470
6306 - HEALTH INSURANCE	\$61,950	\$64,900	\$84,900	\$84,214	29.8%	\$19,314
6307 - HEALTH INSURANCE ADMIN FEE	\$2,400	\$0	\$0	\$0	0%	\$0
6308 - DENTAL	\$3,158	\$3,200	\$3,200	\$4,063	27%	\$863
6310 - LIFE INSURANCE	\$803	\$900	\$900	\$660	-26.7%	-\$240
Total Personnel Services:	\$397,907	\$402,600	\$432,500	\$454,335	12.9%	\$51,735
Operating						
6401 - PS - ENGINEER/SURVEY/APPRaisal	\$1,217	\$1,283	\$2,000	\$2,000	55.9%	\$717
6404 - PS - MISC CONSULTING / STUDIES	\$3,703	\$4,200	\$4,200	\$4,200	0%	\$0
6411 - ADVERTISING/POSTAGE/PRINTING	\$8,757	\$9,000	\$10,000	\$10,000	11.1%	\$1,000
6415 - SUBSCRIPTION/LICENSING CNTRCTS	\$1,198	\$800	\$2,100	\$2,100	162.5%	\$1,300
6416 - PREVENTATIVE MNCT CONTRACTS	\$94	\$300	\$300	\$400	33.3%	\$100
6417 - 3RD PARTY CONTRACTED SERVICE	\$19,888	\$21,000	\$23,000	\$23,000	9.5%	\$2,000
6421 - EMPLOYEE TRAINING/DEVELOPMENT	\$708	\$800	\$800	\$1,100	37.5%	\$300
6423 - EMPLOYEE ALLOWANCE/REIMBRSMNT	\$650	\$700	\$950	\$950	35.7%	\$250
6433 - INTERFUND CHARGE BACKS	\$28,947	\$300,000	\$434,700	\$314,900	5%	\$14,900
6441 - RENTAL EXPENSE	\$274,562	\$0	\$0	\$0	0%	\$0
6450 - INSURANCE EXPENSE	\$4,000	\$4,900	\$9,000	\$9,000	83.7%	\$4,100
6451 - WORKERS COMPENSATION	\$7,100	\$7,400	\$7,400	\$7,400	0%	\$0
6452 - LICENSE & PERMITS	\$0	\$100	\$150	\$150	50%	\$50
6454 - TELEPHONE / INTERNET SERVC	\$1,218	\$2,100	\$2,100	\$2,100	0%	\$0
6511 - EAM INV EXP - FUEL 1521	\$66,738	\$65,000	\$0	\$0	-100%	-\$65,000
6520 - OFFICE SUPPLIES	\$396	\$400	\$400	\$500	25%	\$100

Name	FY2022 YTD Actual	FY2023 Budget: Amended	FY2023 Projected	9-28-23 Latest Version (Recycling)	FY2023 Budget: Amended vs. 9- 28-23 Latest Version (Recycling) (% Change)	FY2023 Budget: Amended vs. 9- 28-23 Latest Version (Recycling) (\$ Change)
6521 - INVENTORY SUPPLIES	\$47,798	\$700	\$900	\$5,000	614.3%	\$4,300
6529 - NON-INV - SUPPLIES	\$10,019	\$10,300	\$10,300	\$5,300	-48.5%	-\$5,000
6550 - MINOR EQUIPMENT	\$733	\$0	\$2,000	\$2,000	N/A	\$2,000
Total Operating:	\$477,725	\$428,983	\$510,300	\$390,100	-9.1%	-\$38,883
Capital Outlay						
7210 - MOTOR VEHICLES	\$0	\$210,000	\$210,000	\$255,000	21.4%	\$45,000
Total Capital Outlay:	\$0	\$210,000	\$210,000	\$255,000	21.4%	\$45,000
Total Expense Objects:	\$875,632	\$1,041,583	\$1,152,800	\$1,099,435	5.6%	\$57,852



Garbage Collection & Disposal Fund 0212-0470

Department: Public Works Department
Fund Type: Special Revenue,
Non-Major Fund
Contact Person: Eric Moran,
Public Works Sanitation Manager

Mission Statement

Provide the citizens of Oshkosh with a clean and sustainable community through the effective management of a refuse collection program

Strategic Plan Goals

Strengthen our Neighborhoods
Improve our Quality of Life Assets

2023 Accomplishments

- *Completed inspections of business and multi-family properties for compliance to ordinances and recycling laws.
 - *Educated property owners on the proper practices of recycling
- *Completed inspections of former landfill sites regarding condition/maintenance requirement
- *Voted one of the top divisions for quality of services in the City survey

2024 Goals

- *Continue to perform DNR standard inspections for businesses and multi-family units
- *Complete cross training all Sanitation Division operators on the four new McNeilus ZR (zero radius) trucks
- *Readjust garbage routes as a result of community expansion and the Town of Algoma annexations

Personnel Positions

SANITATION (0212-0470)			
PERSONNEL POSITIONS			
Position Title	Current Budgeted Employees	Current Actual Employees	2024 Proposed Employees
Public Works Sanitation Div. Mgr.	0.50	0.50	0.50
Sanitation Operator	6.50	6.50	6.50
Office Assistant	0.50	0.50	0.50
TOTAL PERSONNEL	7.50	7.50	7.50

Revenues by Source

Name	FY2022 YTD Actual	FY2023 Budget: Amended	FY2023 Projected	9-28-23 Latest Version (Garbage Collection & Disposal)	FY2023 Budget: Amended vs. 9-28-23 Latest Version (Garbage Collection & Disposal) (% Change)	FY2023 Budget: Amended vs. 9-28-23 Latest Version (Garbage Collection & Disposal) (\$ Change)
Revenue Source						
Taxes and Special Assessments						
4102 - GENERAL PROPERTY TAX-CITY	\$1,460,400	\$1,560,000	\$1,560,000	\$1,610,000	3.2%	\$50,000
Total Taxes and Special Assessments:	\$1,460,400	\$1,560,000	\$1,560,000	\$1,610,000	3.2%	\$50,000
Charges for Services						
4553 - REFUSE CART FEE	\$15,890	\$11,500	\$12,600	\$11,500	0%	\$0
4558 - SANITATION REVENUE	\$48,563	\$39,500	\$50,000	\$50,000	26.6%	\$10,500
Total Charges for Services:	\$64,453	\$51,000	\$62,600	\$61,500	20.6%	\$10,500
Miscellaneous Income						
4972 - MISCELLANEOUS REVENUE	\$0	\$0	\$0	\$10,000	N/A	\$10,000
Total Miscellaneous Income:	\$0	\$0	\$0	\$10,000	N/A	\$10,000
Other Financing						
5110 - ACCUMULATED EARNINGS OR LOSS	\$0	\$15,000	\$15,000	\$15,000	0%	\$0
Total Other Financing:	\$0	\$15,000	\$15,000	\$15,000	0%	\$0
Total Revenue Source:	\$1,524,853	\$1,626,000	\$1,637,600	\$1,696,500	4.3%	\$70,500

Expenditures by Expense Type

Name	FY2022 YTD Actual	FY2023 Budget: Amended	FY2023 Projected	9-28-23 Latest Version (Garbage Collection & Disposal)	FY2023 Budget: Amended vs. 9-28-23 Latest Version (Garbage Collection & Disposal) (% Change)	FY2023 Budget: Amended vs. 9-28-23 Latest Version (Garbage Collection & Disposal) (\$ Change)
Expense Objects						
Personnel Services						
6102 - REGULAR PAY	\$403,199	\$414,700	\$429,300	\$420,490	1.4%	\$5,790
6104 - OVERTIME PAY	\$9,105	\$14,800	\$4,700	\$14,800	0%	\$0
6249 - MISCELLANEOUS PAY	\$0	\$0	\$0	\$29,835	N/A	\$29,835
6302 - FICA - EMPLOYERS SHARE	\$30,048	\$31,400	\$31,400	\$35,280	12.4%	\$3,880
6304 - WISCONSIN RETIREMENT FUND	\$25,996	\$29,300	\$29,300	\$31,822	8.6%	\$2,522
6306 - HEALTH INSURANCE	\$106,109	\$95,200	\$133,500	\$159,769	67.8%	\$64,569
6307 - HEALTH INSURANCE ADMIN FEE	\$4,900	\$0	\$0	\$0	0%	\$0
6308 - DENTAL	\$5,873	\$5,000	\$5,000	\$8,159	63.2%	\$3,159
6310 - LIFE INSURANCE	\$1,541	\$1,700	\$1,700	\$1,183	-30.4%	-\$517
Total Personnel Services:	\$586,772	\$592,100	\$634,900	\$701,339	18.4%	\$109,239
Operating						
6401 - PS - ENGINEER/SURVEY/APPRaisal	\$121,830	\$195,870	\$196,000	\$201,000	2.6%	\$5,130
6411 - ADVERTISING/POSTAGE/PRINTING	\$2,097	\$2,300	\$2,300	\$2,500	8.7%	\$200
6415 - SUBSCRIPTION/LICENSING CNTRCTS	\$1,229	\$800	\$1,800	\$2,100	162.5%	\$1,300
6416 - PREVENTATIVE MNTC CONTRACTS	\$94	\$200	\$300	\$300	50%	\$100
6417 - 3RD PARTY CONTRACTED SERVICE	\$655,350	\$725,200	\$725,200	\$755,200	4.1%	\$30,000
6418 - UNIFORM LAUNDRY/RUGS/CLEANING	\$89	\$200	\$500	\$1,400	600%	\$1,200
6421 - EMPLOYEE TRAINING/DEVELOPMENT	\$708	\$800	\$800	\$1,200	50%	\$400
6423 - EMPLOYEE ALLOWANCE/REIMBRSMNT	\$878	\$900	\$900	\$1,100	22.2%	\$200
6433 - INTERFUND CHARGE BACKS	\$35,917	\$50,000	\$188,300	\$233,100	366.2%	\$183,100
6443 - LEASE EXPENSE	\$217	\$200	\$300	\$300	50%	\$100
6450 - INSURANCE EXPENSE	\$6,600	\$7,600	\$7,800	\$7,800	2.6%	\$200
6451 - WORKERS COMPENSATION	\$18,900	\$19,700	\$19,700	\$19,700	0%	\$0
6452 - LICENSE & PERMITS	\$1,373	\$1,300	\$1,900	\$1,300	0%	\$0
6454 - TELEPHONE / INTERNET SERVC	\$1,505	\$2,600	\$2,600	\$2,700	3.8%	\$100
6455 - UTILITY EXPENSE	\$7,070	\$6,600	\$6,600	\$6,600	0%	\$0
6462 - INVENTORY OVER/SHORT	-\$188	\$0	\$0	\$0	0%	\$0

Name	FY2022 YTD Actual	FY2023 Budget: Amended	FY2023 Projected	9-28-23 Latest Version (Garbage Collection & Disposal)	FY2023 Budget: Amended vs. 9-28-23 Latest Version (Garbage Collection & Disposal) (% Change)	FY2023 Budget: Amended vs. 9-28-23 Latest Version (Garbage Collection & Disposal) (\$ Change)
6511 - EAM INV EXP - FUEL 1521	\$86,006	\$130,000	\$0	\$0	-100%	-\$130,000
6512 - COMPRESSED NATURAL GAS	\$29,645	\$12,200	\$0	\$0	-100%	-\$12,200
6520 - OFFICE SUPPLIES	\$397	\$400	\$400	\$500	25%	\$100
6521 - INVENTORY SUPPLIES	\$43,497	\$800	\$10,000	\$20,000	2,400%	\$19,200
6529 - NON-INV - SUPPLIES	\$9,546	\$10,000	\$10,000	\$11,000	10%	\$1,000
6550 - MINOR EQUIPMENT	\$733	\$0	\$2,100	\$2,100	N/A	\$2,100
Total Operating:	\$1,023,493	\$1,167,670	\$1,177,500	\$1,269,900	8.8%	\$102,230
Total Expense Objects:	\$1,610,265	\$1,759,770	\$1,812,400	\$1,971,239	12%	\$211,468



Police Special Fund 0215-0211

Department: Public Safety/Police Department
Fund Type: Special Revenue,
Non-Major Fund
Contact Person: Dean Smith, Chief of Police

Mission Statement

The purpose of the fund is to provide separate accounting for proceeds from Federal and State Grants to be utilized for specific needs and according to grant requirements, as well as from donations or gifts for specific department needs.

Strategic Plan Goals

- *Enhance community trust in public safety
- *Strengthen relationships with neighborhood organizations and diverse groups in the community
 - *Improve transportation safety within the community
- *Continue to develop strategies to address substance abuse in the community
 - *Ensure a high level of response to emergencies

2023 Accomplishments

- *Replaced SWAT equipment with grant funds
- *Completed implementation of FLOCK cameras funded by grants
- *Officers were able to successfully complete certain re-certification training through the utilization of grant funds
- *Hosted community events and activities to include Coffee with a Cop, Citizens Academy, Shop with a Cop, and Youth Leadership Camp

2024 Goals

- *Research and apply for grants to support the department's team policing and strategic plan goals
- *Continue to seek grant opportunities to purchase equipment in support of the department's operations

Revenues by Source

Name	FY2022 YTD Actual	FY2023 Budget: Amended	FY2023 Projected	9-28-23 Latest Version (Police Special Funds)	FY2023 Budget: Amended vs. 9-28-23 Latest Version (Police Special Funds) (\$ Change)	FY2023 Budget: Amended vs. 9-28-23 Latest Version (Police Special Funds) (% Change)
Revenue Source						
Intergovernmental						
4206 - FEDERAL AID-POLICE	\$11,045	\$18,500	\$10,500	\$18,100	-\$400	-2.2%
4262 - LOCAL CONTRIBUTION AND AID	\$9,275	\$0	\$17,900	\$0	\$0	0%
4263 - SUBRECIPIENT GRANT	\$1,950	\$203,845	\$203,800	\$0	-\$203,845	-100%
Total Intergovernmental:	\$22,269	\$222,345	\$232,200	\$18,100	-\$204,245	-91.9%
Miscellaneous Income						
4952 - GIFTS & DONATIONS	\$322,384	\$80,000	\$50,100	\$73,400	-\$6,600	-8.2%
Total Miscellaneous Income:	\$322,384	\$80,000	\$50,100	\$73,400	-\$6,600	-8.2%
Total Revenue Source:	\$344,653	\$302,345	\$282,300	\$91,500	-\$210,845	-69.7%

Expenditures by Expense Type

Name	FY2022 YTD Actual	FY2023 Budget: Amended	FY2023 Projected	9-28-23 Latest Version (Police Special Funds)	FY2023 Budget: Amended vs. 9- 28-23 Latest Version (Police Special Funds) (% Change)	FY2023 Budget: Amended vs. 9- 28-23 Latest Version (Police Special Funds) (\$ Change)
Expense Objects						
Operating						
6401 - PS - ENGINEER/SURVEY/APPRaisal	\$0	\$15,000	\$0	\$0	-100%	-\$15,000
6404 - PS - MISC CONSULTING / STUDIES	\$1,637	\$0	\$2,000	\$2,500	N/A	\$2,500
6412 - CONTRACTUAL AGREEMENT PYMNTS	\$244,614	\$0	\$0	\$0	0%	\$0
6415 - SUBSCRIPTION/LICENSING CNTRCTS	\$27	\$0	\$0	\$0	0%	\$0
6417 - 3RD PARTY CONTRACTED SERVICE	\$15,876	\$47,725	\$3,500	\$5,500	-88.5%	-\$42,225
6421 - EMPLOYEE TRAINING/DEVELOPMENT	\$574	\$776	\$1,500	\$1,900	144.8%	\$1,124
6422 - PRFSL LICENSE/MEMERSHIP/BOND	\$405	\$0	\$0	\$0	0%	\$0
6423 - EMPLOYEE ALLOWANCE/REIMBRMNT	\$0	\$1,000	\$0	\$1,000	0%	\$0
6529 - NON-INV - SUPPLIES	\$20,337	\$62,000	\$43,700	\$68,000	9.7%	\$6,000
6550 - MINOR EQUIPMENT	\$26,099	\$47,424	\$43,400	\$20,100	-57.6%	-\$27,324
Total Operating:	\$309,570	\$173,926	\$94,100	\$99,000	-43.1%	-\$74,925
Capital Outlay						
7204 - MACHINERY & EQUIPMENT	\$27,149	\$176,696	\$176,696	\$0	-100%	-\$176,696
Total Capital Outlay:	\$27,149	\$176,696	\$176,696	\$0	-100%	-\$176,696
Total Expense Objects:	\$336,719	\$350,621	\$270,796	\$99,000	-71.8%	-\$251,621



Street Lighting Fund 0223-0460

Department: Transportation Department
Fund Type: Special Revenue,
Non-Major Fund
Contact Person: Jim Collins,
Director of Transportation

Mission Statement

The mission of the Street Lighting Division is to support a comprehensive street lighting network of streets in the public right-of-way, parking lots, parks, and other city-owned facilities.

Strategic Plan Goals

Improve and Maintain our Infrastructure

Improve our Quality of Life Assets

Strengthen our Neighborhoods

2023 Accomplishments

- *LED upgrades replacing retrofit kits at the end of their useful life
- *Install city owned street lights as budgeted/planned on reconstructed roads
- *Assisted with installation of solar lights in the Pickard Estates Subdivision
- *Install lighting on Lakeshore Park Trails

2024 Goals

- *Install city-owned street lights as budgeted/planned on reconstructed roads
- *Continue to test solar lights
- *Update various park lighting

Revenues by Source

Name	FY2022 YTD Actual	FY2023 Budget: Amended	FY2023 Projected	9-28-23 Latest Version (Street Lighting Fund)	FY2023 Budget: Amended vs. 9-28-23 Latest Version (Street Lighting Fund) (% Change)	FY2023 Budget: Amended vs. 9-28-23 Latest Version (Street Lighting Fund) (\$ Change)
Revenue Source						
Taxes and Special Assessments						
4102 - GENERAL PROPERTY TAX-CITY	\$1,025,000	\$1,025,000	\$1,025,000	\$1,060,300	3.4%	\$35,300
Total Taxes and Special Assessments:	\$1,025,000	\$1,025,000	\$1,025,000	\$1,060,300	3.4%	\$35,300
Total Revenue Source:	\$1,025,000	\$1,025,000	\$1,025,000	\$1,060,300	3.4%	\$35,300

Expenditures by Expense Type

Name	FY2022 YTD Actual	FY2023 Budget: Amended	FY2023 Projected	9-28-23 Latest Version (Street Lighting Fund)	FY2023 Budget: Amended vs. 9- 28-23 Latest Version (Street Lighting Fund) (% Change)	FY2023 Budget: Amended vs. 9- 28-23 Latest Version (Street Lighting Fund) (\$ Change)
Expense Objects						
Operating						
6401 - PS - ENGINEER/SURVEY/APPRaisal	\$0	\$1,900	\$0	\$0	-100%	-\$1,900
6404 - PS - MISC CONSULTING / STUDIES	\$2,358	\$0	\$0	\$0	0%	\$0
6452 - LICENSE & PERMITS	\$348	\$0	\$100	\$300	N/A	\$300
6455 - UTILITY EXPENSE	\$995,368	\$1,083,100	\$1,025,000	\$1,000,000	-7.7%	-\$83,100
6521 - INVENTORY SUPPLIES	\$3,202	\$0	\$0	\$1,000	N/A	\$1,000
6529 - NON-INV - SUPPLIES	\$56,265	\$0	\$25,000	\$29,000	N/A	\$29,000
6539 - NON INVENTORY REPAIR PARTS	\$192	\$55,800	\$30,800	\$30,000	-46.2%	-\$25,800
Total Operating:	\$1,057,734	\$1,140,800	\$1,080,900	\$1,060,300	-7.1%	-\$80,500
Total Expense Objects:	\$1,057,734	\$1,140,800	\$1,080,900	\$1,060,300	-7.1%	-\$80,500



Museum Membership Fund 0227-1070

Department: Public Museum
Fund Type: Special Revenue,
Non-Major Fund
Contact Person: Sarah Phillips,
Director Of Museum

Mission Statement

The purpose of the Museum Membership Fund shall be to augment the Museum's annual budget. Revenue is generated through annual membership fees, financial donations, interest on investments, grants, and sponsorships. This Fund shall be organized by the Museum, Arts, and Culture Board

Strategic Plan Goals

Enhance our Quality of Life Services and Assets

- *Strengthen exhibitions to more broadly represent and appeal to educational entities in the community
- *Create awareness of and participation for the museum through brand identity, marketing, and expanded programs

2023 Accomplishments

- *Provided approx \$80,000 for personnel costs (transferred to Operating Budget 224-1070: \$50,000 for Curator of Education position and \$30,000 for Education Coordinator LTE)
- *Funded visiting exhibition "Manufacturing Victory" and associated programming
- *Funded the first annual Day of the Dead celebration, 2023 Family Discovery Days monthly programs, and other enrichment programming

2024 Goals

- *Fund \$50,000 of the Curator of Education position
- *Provide funding for temporary exhibitions
- *Create new collateral materials related to the updated logo and rebranding of the Museum

Revenues by Source

Name	FY2022 YTD Actual	FY2023 Budget: Amended	FY2023 Projected	9-28-23 Latest Version (Museum Membership Fund)	FY2023 Budget: Amended vs. 9-28- 23 Latest Version (Museum Membership Fund) (% Change)	FY2023 Budget: Amended vs. 9-28- 23 Latest Version (Museum Membership Fund) (\$ Change)
Revenue Source						
Intergovernmental						
4265 - PRIVATE GRANT	\$4,000	\$0	\$0	\$0	0%	\$0
Total Intergovernmental:	\$4,000	\$0	\$0	\$0	0%	\$0
Miscellaneous Income						
4908 - INTEREST- OTHER INVESTMENTS	\$1,022	\$12,000	\$12,000	\$12,000	0%	\$0
4949 - ADMISSIONS REVENUE	\$1,580	\$0	\$0	\$0	0%	\$0
4951 - MEMBERSHIP DUES REVENUE	\$16,140	\$20,000	\$20,000	\$20,000	0%	\$0
4952 - GIFTS & DONATIONS	\$199,407	\$41,000	\$41,000	\$40,000	-2.4%	-\$1,000
4972 - MISCELLANEOUS REVENUE	\$31,551	\$7,000	\$7,000	\$7,000	0%	\$0
Total Miscellaneous Income:	\$249,699	\$80,000	\$80,000	\$79,000	-1.2%	-\$1,000
Transfers						
5299 - TSF FROM OTHER FUNDS	\$8,200	\$0	\$0	\$0	0%	\$0
Total Transfers:	\$8,200	\$0	\$0	\$0	0%	\$0
Total Revenue Source:	\$261,899	\$80,000	\$80,000	\$79,000	-1.2%	-\$1,000

Expenditures by Expense Type

Name	FY2022 YTD Actual	FY2023 Budget: Amended	FY2023 Projected	9-28-23 Latest Version (Museum Membership Fund)	FY2023 Budget: Amended vs. 9- 28-23 Latest Version (Museum Membership Fund) (% Change)	FY2023 Budget: Amended vs. 9- 28-23 Latest Version (Museum Membership Fund) (\$ Change)
Expense Objects						
Operating						
6401 - PS - ENGINEER/SURVEY/APPRAISAL	\$1,001	\$0	\$0	\$0	0%	\$0
6404 - PS - MISC CONSULTING / STUDIES	\$7,859	\$0	\$0	\$0	0%	\$0
6411 - ADVERTISING/POSTAGE/PRINTING	\$2,710	\$10,000	\$10,000	\$10,000	0%	\$0
6412 - CONTRACTUAL AGREEMENT PYMNTS	\$25,877	\$29,500	\$25,000	\$25,000	-15.3%	-\$4,500
6415 - SUBSCRIPTION/LICENSING CNTRCTS	\$1,455	\$2,500	\$2,500	\$4,200	68%	\$1,700
6417 - 3RD PARTY CONTRACTED SERVICE	\$45	\$0	\$0	\$0	0%	\$0
6421 - EMPLOYEE TRAINING/DEVELOPMENT	\$759	\$1,000	\$1,000	\$5,000	400%	\$4,000
6422 - PRFSL LICENSE/MEMERSHIP/BOND	\$0	\$0	\$0	\$1,100	N/A	\$1,100
6465 - BANK FEES	\$2	\$0	\$0	\$0	0%	\$0
6529 - NON-INV - SUPPLIES	\$16,953	\$18,000	\$8,000	\$25,000	38.9%	\$7,000
6550 - MINOR EQUIPMENT	\$0	\$4,000	\$4,000	\$4,000	0%	\$0
7470 - TSF TO OTHER	\$82,000	\$0	\$0	\$0	0%	\$0
Total Operating:	\$138,661	\$65,000	\$50,500	\$74,300	14.3%	\$9,300
Total Expense Objects:	\$138,661	\$65,000	\$50,500	\$74,300	14.3%	\$9,300



Senior Services Division 0231-0760

Department: Parks Department
Fund Type: Special Revenue,
Non-Major Fund
Contact Person: Jean Wollerman,
Senior Services Manager

Mission Statement

To enrich the quality of life for adults fifty and over.

Strategic Plan Goals

Enhance Our Quality of Life Services and Assets
Provide a Safe, Secure, and Healthy Community
Strengthen Our Neighborhoods

2023 Accomplishments

- *Increased the number of part-time fitness instructors to continue to enhance programs
- *Remodeled the front desk area at the Seniors Center North facility
- *Continued collaboration with the Oshkosh Fire Department on the Falls Prevention Program

2024 Goals

- *Increase personal health professional service offerings
- *Enhance marketing strategies for the Seniors Center programs
- *Increase utilization of the Sawmill Cafe to enhance social connectiveness

Personnel Positions

SENIOR CENTER (0231-0760)

PERSONNEL POSITIONS			
Position Title	Current Budgeted Employees	Current Actual Employees	2024 Proposed Employees
Senior Services Manager	1.00	1.00	1.00
Program Supervisor	1.00	1.00	1.00
Office Assistant	1.00	1.00	1.00
Activities Coordinator (3)	2.73	2.73	2.73
Marketing/Fund Devel Coord	0.52	0.52	0.52
Regular Pay - Temp Employee	varies	varies	varies
TOTAL PERSONNEL	6.25	6.25	6.25

Revenues by Source

Name	FY2022 YTD Actual	FY2023 Budget: Amended	FY2023 Projected	9-28-23 Latest Version (Seniors Center)	FY2023 Budget: Amended vs. 9-28-23 Latest Version (Seniors Center) (% Change)	FY2023 Budget: Amended vs. 9-28-23 Latest Version (Seniors Center) (\$ Change)
Revenue Source						
Taxes and Special Assessments						
4102 - GENERAL PROPERTY TAX-CITY	\$353,500	\$353,500	\$353,500	\$393,500	11.3%	\$40,000
Total Taxes and Special Assessments:	\$353,500	\$353,500	\$353,500	\$393,500	11.3%	\$40,000
Intergovernmental						
4246 - COUNTY AID-HEALTH	\$40,694	\$45,000	\$45,000	\$60,500	34.4%	\$15,500
4265 - PRIVATE GRANT	\$0	\$7,555	\$7,600	\$0	-100%	-\$7,555
5264- COUNTY GRANT	\$49,918	\$46,100	\$46,100	\$46,100	0%	\$0
Total Intergovernmental:	\$90,612	\$98,655	\$98,700	\$106,600	8.1%	\$7,945
Charges for Services						
4517 - COPYING CHARGES-PURCHASING	\$58	\$100	\$100	\$100	0%	\$0
Total Charges for Services:	\$58	\$100	\$100	\$100	0%	\$0
Miscellaneous Income						
4792 - MISC SERVICE REVENUES	\$54,244	\$68,700	\$69,000	\$69,000	0.4%	\$300
4920 - RENTAL REVENUE	\$8,186	\$7,000	\$3,300	\$7,000	0%	\$0
4952 - GIFTS & DONATIONS	\$78,023	\$57,500	\$110,300	\$110,300	91.8%	\$52,800
4972 - MISCELLANEOUS REVENUE	\$498	\$600	\$600	\$600	0%	\$0
Total Miscellaneous Income:	\$140,951	\$133,800	\$183,200	\$186,900	39.7%	\$53,100
Total Revenue Source:	\$585,121	\$586,055	\$635,500	\$687,100	17.2%	\$101,045

Expenditures by Expense Type

Name	FY2022 YTD Actual	FY2023 Budget: Amended	FY2023 Projected	9-28-23 Latest Version (Seniors Center)	FY2023 Budget: Amended vs. 9- 28-23 Latest Version (Seniors Center) (% Change)	FY2023 Budget: Amended vs. 9- 28-23 Latest Version (Seniors Center) (\$ Change)
Expense Objects						
Personnel Services						
6102 - REGULAR PAY	\$340,235	\$393,861	\$330,600	\$381,492	-3.1%	-\$12,369
6103 - REGULAR PAY - TEMP EMPLOYEE	\$20,298	\$26,500	\$23,900	\$27,741	4.7%	\$1,241
6249 - MISCELLANEOUS PAY	\$0	\$0	\$0	\$27,699	N/A	\$27,699
6302 - FICA - EMPLOYERS SHARE	\$26,429	\$32,189	\$26,100	\$31,325	-2.7%	-\$864
6304 - WISCONSIN RETIREMENT FUND	\$20,473	\$24,800	\$20,700	\$24,407	-1.6%	-\$393
6306 - HEALTH INSURANCE	\$73,514	\$65,600	\$74,800	\$75,797	15.5%	\$10,197
6307 - HEALTH INSURANCE ADMIN FEE	\$4,000	\$0	\$0	\$0	0%	\$0
6308 - DENTAL	\$3,990	\$4,300	\$3,700	\$4,550	5.8%	\$250
6310 - LIFE INSURANCE	\$1,434	\$1,700	\$1,300	\$924	-45.6%	-\$776
6320 - OTHER BENEFITS	\$0	\$2,000	\$2,000	\$2,000	0%	\$0
Total Personnel Services:	\$490,374	\$550,950	\$483,100	\$575,935	4.5%	\$24,985
Operating						
6411 - ADVERTISING/POSTAGE/PRINTING	\$2,786	\$5,350	\$5,750	\$4,050	-24.3%	-\$1,300
6415 - SUBSCRIPTION/LICENSING CNRCTS	\$9,453	\$6,500	\$6,500	\$6,500	0%	\$0
6416 - PREVENTATIVE MNTC CONTRACTS	\$1,217	\$2,400	\$2,400	\$0	-100%	-\$2,400
6417 - 3RD PARTY CONTRACTED SERVICE	\$28,609	\$30,000	\$33,000	\$44,400	48%	\$14,400
6421 - EMPLOYEE TRAINING/DEVELOPMENT	\$1,760	\$3,900	\$3,900	\$3,900	0%	\$0
6422 - PRFSL LICENSE/MEMBERSHIP/BOND	\$338	\$1,000	\$1,000	\$1,000	0%	\$0
6423 - EMPLOYEE ALLOWANCE/REIMBRSMNT	\$146	\$0	\$100	\$200	N/A	\$200
6443 - LEASE EXPENSE	\$2,483	\$2,500	\$2,500	\$3,000	20%	\$500
6450 - INSURANCE EXPENSE	\$8,500	\$11,500	\$12,000	\$11,700	1.7%	\$200
6451 - WORKERS COMPENSATION	\$14,100	\$14,800	\$14,800	\$14,800	0%	\$0
6454 - TELEPHONE / INTERNET SERVC	\$763	\$700	\$900	\$900	28.6%	\$200
6455 - UTILITY EXPENSE	\$51,394	\$50,800	\$51,200	\$54,600	7.5%	\$3,800
6520 - OFFICE SUPPLIES	\$3,706	\$8,824	\$8,824	\$8,824	0%	\$0
6522 - CONCESSIONS	\$197	\$400	\$100	\$200	-50%	-\$200
6529 - NON-INV - SUPPLIES	\$96	\$4,155	\$5,000	\$2,000	-51.9%	-\$2,155
6550 - MINOR EQUIPMENT	\$677	\$3,000	\$3,000	\$7,200	140%	\$4,200
Total Operating:	\$126,223	\$145,829	\$150,974	\$163,274	12%	\$17,445

Name	FY2022 YTD Actual	FY2023 Budget: Amended	FY2023 Projected	9-28-23 Latest Version (Seniors Center)	FY2023 Budget: Amended vs. 9- 28-23 Latest Version (Seniors Center) (% Change)	FY2023 Budget: Amended vs. 9- 28-23 Latest Version (Seniors Center) (\$ Change)
Total Expense Objects:	\$616,596	\$696,779	\$634,074	\$739,209	6.1%	\$42,430



Fire Special Revenue Fund 0235-0230

Department: Public Safety/Fire Department
Fund Type: Special Revenue,
Non-Major Fund
Contact Person: Mike Stanley,
Fire Chief

Mission Statement

The purpose of this fund is to support and improve the Fire Department. Grants, gifts, and donations shall be deposited in this account. This fund will be created as a revolving account. The Fire Chief is authorized to expend funds from this account at their discretion with approval of the City Manager.

Strategic Plan Goals

Provide a safe, secure, and healthy community
Enhance the effectiveness of our city government
Improve and maintain our infrastructure

2023 Accomplishments

- *Received grant funding to replace dive rescue suits for the OFD dive team
- *Purchased and installed an extractor washing machine for Fire Station 19 to launder contaminated personal protective equipment and remove cancer causing carcinogens
 - *Purchased and placed a new UTV in service after receiving grant funding to be utilized during special operations
- *Several members of the department received technical rescue training and are now participating on the WI-TF1 Urban Search and Rescue Team

2024 Goals

- *Create an EMS training lab to provide the opportunity for maintenance and verification of skills for the department's providers
- *Collaborate with local fire departments to combine training efforts with regional hazardous materials team members to increase familiarity and efficiency
 - *Increase the training and resources available to the department's peer support team

Revenues by Source

Name	FY2022 YTD Actual	FY2023 Budget: Amended	FY2023 Projected	9-28-23 Latest Version (Fire Special Revenue)	FY2023 Budget: Amended vs. 9-28- 23 Latest Version (Fire Special Revenue) (% Change)	FY2023 Budget: Amended vs. 9-28- 23 Latest Version (Fire Special Revenue) (\$ Change)
Revenue Source						
Intergovernmental						
4208 - FEDERAL AID- OTHER	\$0	\$34,500	\$34,500	\$0	-100%	-\$34,500
4236 - STATE AID-OTHER	\$73,389	\$49,300	\$59,600	\$57,400	16.4%	\$8,100
4240 - COUNTY AID- OTHER AID	\$12,252	\$10,200	\$10,200	\$10,200	0%	\$0
4262 - LOCAL CONTRIBUTION AND AID	\$141,643	\$36,200	\$31,500	\$0	-100%	-\$36,200
4263 - SUBRECIPIENT GRANT	\$29,978	\$4,000	\$38,400	\$0	-100%	-\$4,000
4265 - PRIVATE GRANT	\$21,299	\$6,600	\$6,600	\$6,900	4.5%	\$300
5264- COUNTY GRANT	\$0	\$0	\$6,000	\$0	0%	\$0
Total Intergovernmental:	\$278,561	\$140,800	\$186,800	\$74,500	-47.1%	-\$66,300
Charges for Services						
4540 - HAZARDOUS RESPONSE CHARGES	\$0	\$0	\$1,200	\$0	0%	\$0
Total Charges for Services:	\$0	\$0	\$1,200	\$0	0%	\$0
Miscellaneous Income						
4952 - GIFTS & DONATIONS	\$3,038	\$0	\$0	\$0	0%	\$0
Total Miscellaneous Income:	\$3,038	\$0	\$0	\$0	0%	\$0
Transfers						
5299 - TSF FROM OTHER FUNDS	\$42,500	\$0	\$0	\$0	0%	\$0
Total Transfers:	\$42,500	\$0	\$0	\$0	0%	\$0
Total Revenue Source:	\$324,099	\$140,800	\$188,000	\$74,500	-47.1%	-\$66,300

Expenditures by Expense Type

Name	FY2022 YTD Actual	FY2023 Budget: Amended	FY2023 Projected	9-28-23 Latest Version (Fire Special Revenue)	FY2023 Budget: Amended vs. 9- 28-23 Latest Version (Fire Special Revenue) (% Change)	FY2023 Budget: Amended vs. 9- 28-23 Latest Version (Fire Special Revenue) (\$ Change)
Expense Objects						
Operating						
6404 - PS - MISC CONSULTING / STUDIES	\$298	\$42,700	\$42,700	\$0	-100%	-\$42,700
6411 - ADVERTISING/POSTAGE/PRINTING	\$0	\$1,505	\$6,700	\$3,000	99.3%	\$1,495
6412 - CONTRACTUAL AGREEMENT PYMNTS	\$0	\$14,190	\$16,000	\$15,000	5.7%	\$810
6415 - SUBSCRIPTION/LICENSING CNTRCTS	\$92,767	\$14,209	\$14,209	\$12,609	-11.3%	-\$1,600
6416 - PREVENTATIVE MNTC CONTRACTS	\$183	\$200	\$600	\$600	200%	\$400
6417 - 3RD PARTY CONTRACTED SERVICE	\$0	\$3,000	\$3,000	\$6,600	120%	\$3,600
6421 - EMPLOYEE TRAINING/DEVELOPMENT	\$15,772	\$7,600	\$19,800	\$10,800	42.1%	\$3,200
6422 - PRFSL LICENSE/MEMBERSHIP/BOND	\$0	\$3,600	\$3,600	\$600	-83.3%	-\$3,000
6454 - TELEPHONE / INTERNET SERVC	\$744	\$1,000	\$1,000	\$1,000	0%	\$0
6519 - NON-INVENTORY FUEL	\$1,162	\$0	\$0	\$3,600	N/A	\$3,600
6520 - OFFICE SUPPLIES	\$0	\$700	\$200	\$3,900	457.1%	\$3,200
6523 - MEDICAL SUPPLIES	\$0	\$7,910	\$7,910	\$0	-100%	-\$7,910
6529 - NON-INV - SUPPLIES	\$13,472	\$24,100	\$24,100	\$21,000	-12.9%	-\$3,100
6550 - MINOR EQUIPMENT	\$54,416	\$55,473	\$69,100	\$55,400	-0.1%	-\$73
Total Operating:	\$178,813	\$176,187	\$208,919	\$134,109	-23.9%	-\$42,078
Capital Outlay						
7204 - MACHINERY & EQUIPMENT	\$45,507	\$39,161	\$36,200	\$36,200	-7.6%	-\$2,961
7210 - MOTOR VEHICLES	\$0	\$42,900	\$42,900	\$0	-100%	-\$42,900
Total Capital Outlay:	\$45,507	\$82,061	\$79,100	\$36,200	-55.9%	-\$45,861
Total Expense Objects:	\$224,320	\$258,248	\$288,019	\$170,309	-34.1%	-\$87,939



Mission Statement

To help people find knowledge resources, provide free access to information, preserve local history, and create a vibrant community gathering place.

Strategic Plan Goals

Enhance our quality of life services and assets

1. A community-driven library
2. A library card that matters
3. A catalyst for learning and growth
4. A provider of and connector to trusted information

2023 Accomplishments

- *Actively listening to both patrons and community members and developing strategic partnerships effectively connected citizens to library resources and positioned the library as a trusted collaborator in meeting community needs. Results include:
 - * Increased access to library services and collections at community sites.
 - * Service decisions are informed by consistently tracked patron and community feedback.
- * Partnerships to provide job search assistance; technology education; public health services/resources; notary service; memory care support; legal assistance and hygiene items for those in need
 - *Steps were taken to help create a welcoming environment that meets community needs.
- * A space audit of the library building was completed as the first step in development of a facility master plan. The report identifies challenges, opportunities for better use of space, ideas for housing collections and accommodating patrons and concepts that could lead to better meeting community needs.
- * Staff training and consistent tracking of patron interactions supports efforts to better manage the library environment and create a positive experience for all library patrons.
 - *The library offers more opportunities for community members to learn, grow and create, including:
 - * An expanded partnership with Oshkosh Corporation to include 3D printing workshops for kids.
 - * A new writing program for kids and expansion of the teen Two-Sentence Horror Story contest to include adults.
 - * Additional informational components and discussion opportunities in the library's Freedom to Read programming.
 - * STEM workshops for kids and educators.
- * Opportunities for parents and educators to learn or expand their knowledge of dyslexia, including workshops and updates of the library's dyslexia resources.
 - *Materials circulation is approaching pre-pandemic levels and visits to the library through June 2023 is the highest since 2018. Total library visits exceeded 21,000 in June – the first time OPL has logged more than 20,000 visits in a month since December 2017. Circulation hit a high mark for 2023 on July 5, with 2,894 physical items checked out.

2024 Goals

- *Introduce the new library director to community leaders, community members and partner organizations to begin building relationships that raise the library's profile and facilitate increased community impact
- *Increase the focus on staff development at all levels; staff engagement; and team building to enhance the library's organizational culture and take library service to the next level
- *Build community support with a new OPL brand, a 125th Anniversary celebration, a new Friends of the Library group and focused advocacy efforts

Personnel Positions

Library (0239-1060)			
PERSONNEL POSITIONS			
Position Title	Current Budgeted Employees	Current Actual Employees	2024 Proposed Employees
LIBRARY DIRECTOR	1.00	0.00	1.00
LIBRARY ASSISTANT DIRECTOR	2.00	2.00	2.00
MANAGING LIBRARIAN	4.00	4.00	4.00
LIBRARIAN	7.00	7.00	7.00
OPERATIONS MANAGER (2)	1.75	1.75	1.75
MARKETING COORDINATOR	1.00	1.00	1.00
LIBRARY MAINTENANCE ENGINEER	1.00	1.00	1.00
GRAPHIC ARTIST	1.00	1.00	1.00
LIBRARY ASSISTANT II	13.40	13.40	13.40
BUILDING MAINTENANCE CUSTODIAN	0.50	0.50	0.50
LIBRARY ASSISTANT I (2)	1.20	1.20	1.20
PAGE	4.95	4.95	4.95
TOTAL PERSONNEL	38.80	37.80	38.80

Revenues by Source

Name	FY2022 YTD Actual	FY2023 Budget: Amended	FY2023 Projected	9-28-23 Latest Version (Library)	FY2023 Budget: Amended vs. 9-28-23 Latest Version (Library) (% Change)	FY2023 Budget: Amended vs. 9-28-23 Latest Version (Library) (\$ Change)
Revenue Source						
Taxes and Special Assessments						
4102 - GENERAL PROPERTY TAX-CITY	\$2,792,700	\$2,792,700	\$2,792,700	\$2,876,500	3%	\$83,800
Total Taxes and Special Assessments:	\$2,792,700	\$2,792,700	\$2,792,700	\$2,876,500	3%	\$83,800
Intergovernmental						
4240 - COUNTY AID-OTHER AID	\$804,836	\$864,000	\$1,084,500	\$959,036	11%	\$95,036
Total Intergovernmental:	\$804,836	\$864,000	\$1,084,500	\$959,036	11%	\$95,036
Miscellaneous Income						
4601 - LIBRARY FINES	-\$15	\$0	\$0	\$0	0%	\$0
4603 - LIBRARY COPIER REVENUES	\$13,416	\$10,000	\$13,500	\$13,000	30%	\$3,000
4613 - LIBRARY CONTRACTUAL REVENUE	\$210,014	\$220,500	\$198,500	\$220,500	0%	\$0
4616 - USED BOOK REVENUE	\$9,601	\$9,000	\$9,000	\$9,000	0%	\$0
4617 - LIBRARY MEETING ROOM REVENUE	\$1,367	\$1,000	\$2,000	\$2,000	100%	\$1,000
4619 - LIBRARY MISC REVENUE	\$341	\$0	\$0	\$0	0%	\$0
4972 - MISCELLANEOUS REVENUE	\$250	\$0	\$0	\$0	0%	\$0
Total Miscellaneous Income:	\$234,973	\$240,500	\$223,000	\$244,500	1.7%	\$4,000
Transfers						
5299 - TSF FROM OTHER FUNDS	\$0	\$0	\$220,000	\$0	0%	\$0
Total Transfers:	\$0	\$0	\$220,000	\$0	0%	\$0
Total Revenue Source:	\$3,832,509	\$3,897,200	\$4,320,200	\$4,080,036	4.7%	\$182,836

Expenditures by Expense Type

Name	FY2022 YTD Actual	FY2023 Budget: Amended	FY2023 Projected	9-28-23 Latest Version (Library)	FY2023 Budget: Amended vs. 9-28-23 Latest Version (Library) (% Change)	FY2023 Budget: Amended vs. 9-28-23 Latest Version (Library) (\$ Change)
Expense Objects						
Personnel Services						
6102 - REGULAR PAY	\$2,172,552	\$2,325,400	\$2,219,600	\$2,329,354	0.2%	\$3,954
6104 - OVERTIME PAY	\$33,938	\$30,000	\$30,000	\$20,000	-33.3%	-\$10,000
6249 - MISCELLANEOUS PAY	\$0	\$0	\$0	\$134,111	N/A	\$134,111
6302 - FICA - EMPLOYERS SHARE	\$163,367	\$160,200	\$168,400	\$184,755	15.3%	\$24,555
6304 - WISCONSIN RETIREMENT FUND	\$133,646	\$149,700	\$141,400	\$154,104	2.9%	\$4,404
6306 - HEALTH INSURANCE	\$312,402	\$330,500	\$351,400	\$351,041	6.2%	\$20,541
6307 - HEALTH INSURANCE ADMIN FEE	\$21,000	\$0	\$0	\$0	0%	\$0
6308 - DENTAL	\$17,285	\$16,200	\$15,400	\$18,661	15.2%	\$2,461
6310 - LIFE INSURANCE	\$5,858	\$6,200	\$6,000	\$5,847	-5.7%	-\$353
Total Personnel Services:	\$2,860,046	\$3,018,200	\$2,932,200	\$3,197,873	6%	\$179,673
Operating						
6411 - ADVERTISING/POSTAGE/PRINTING	\$24,111	\$23,500	\$23,500	\$23,500	0%	\$0
6412 - CONTRACTUAL AGREEMENT PYMNTS	\$311,291	\$340,000	\$340,000	\$315,400	-7.2%	-\$24,600
6415 - SUBSCRIPTION/LICENSING CNTRCTS	\$16,812	\$1,900	\$5,000	\$5,000	163.2%	\$3,100
6416 - PREVENTATIVE MNTC CONTRACTS	\$40,746	\$16,600	\$46,600	\$16,600	0%	\$0
6417 - 3RD PARTY CONTRACTED SERVICE	\$145,229	\$50,000	\$144,000	\$50,000	0%	\$0
6421 - EMPLOYEE TRAINING/DEVELOPMENT	\$6,234	\$6,000	\$6,000	\$6,000	0%	\$0
6422 - PRFSL LICENSE/MEMBERSHIP/BOND	\$3,857	\$5,000	\$5,000	\$5,000	0%	\$0
6423 - EMPLOYEE ALLOWANCE/REIMBRSMNT	\$1,330	\$800	\$800	\$800	0%	\$0
6443 - LEASE EXPENSE	\$7,807	\$7,000	\$7,000	\$7,000	0%	\$0
6450 - INSURANCE EXPENSE	\$25,600	\$28,300	\$28,300	\$28,300	0%	\$0
6451 - WORKERS COMPENSATION	\$9,400	\$9,900	\$9,900	\$9,900	0%	\$0
6454 - TELEPHONE / INTERNET SERVC	\$3,295	\$3,500	\$3,500	\$3,500	0%	\$0
6455 - UTILITY EXPENSE	\$114,846	\$83,000	\$83,000	\$83,000	0%	\$0
6465 - BANK FEES	\$2,841	\$0	\$0	\$0	0%	\$0
6520 - OFFICE SUPPLIES	\$29,521	\$21,100	\$21,100	\$21,100	0%	\$0
6524 - SPECIALTY SUPPLIES	\$315,270	\$248,400	\$298,400	\$273,000	9.9%	\$24,600
6529 - NON-INV - SUPPLIES	\$40,932	\$22,000	\$34,000	\$34,000	54.5%	\$12,000
6550 - MINOR EQUIPMENT	\$31,671	\$0	\$0	\$0	0%	\$0
6705 - PRINCIPAL-NOTES	\$65,000	\$0	\$0	\$0	0%	\$0

Name	FY2022 YTD Actual	FY2023 Budget: Amended	FY2023 Projected	9-28-23 Latest Version (Library)	FY2023 Budget: Amended vs. 9-28-23 Latest Version (Library) (% Change)	FY2023 Budget: Amended vs. 9-28-23 Latest Version (Library) (\$ Change)
6721 - INTEREST EXPENSE	\$4,462	\$0	\$0	\$0	0%	\$0
Total Operating:	\$1,200,256	\$867,000	\$1,056,100	\$882,100	1.7%	\$15,100
Total Expense Objects:	\$4,060,302	\$3,885,200	\$3,988,300	\$4,079,973	5%	\$194,773



Mission Statement

The Mission of the Oshkosh Public Museum is to preserve and promote history, art, and culture for Oshkosh residents and visitors by stewarding collections, creating educational experiences, and providing access to the unique heritage of the Lake Winnebago region

Strategic Plan Goals

Enhance our Quality of Life Services and Assets

- *Strengthen exhibitions to broadly represent and appeal to educational entities in the community
- *Create awareness of and participation for the museum through brand identity, marketing, and expanded programs
- *Utilize museum collections for the public

2023 Accomplishments

- *General: Funded \$75,000 from the Durow Trust for salary and related personnel costs for the Registrar position
- *Education: Continued strengthening the relationship between the City of Oshkosh/Oshkosh Public Museum and the Oshkosh Area School District, resulting in an award-winning collaboration. Hired a Curator of Education and established a structured education program to provide resources and enhancement for K-12 curriculum. Over 160 students hosted in-person and virtual field trips.
- *Exhibitions: Opened "This is Winnebagoland," a long-term exhibition exploring the rich history of sporting and recreation that helped build the community and surrounding region; Hosted the temporary exhibition "Manufacturing Victory" from the National WWII Museum; Hosted temporary exhibition "A Woman Who Can" telling the story of Miss America 2023, Grace Stanke. Received WHS Museum Exhibit Award for the exhibition "Helen Farnsworth Mears: Genius of Wisconsin." Opening "The Life and Lace of Mrs. Van," a temporary local history exhibit, and "Alluring Art" detailing regional artists and the craftsmanship of handmade hunting and fishing decoys.
- *Facilities: Continued the transformation of the 2nd floor galleries, converting the previous "Memories and Dreams" exhibition space to a versatile temporary exhibit gallery.
- *Collections: Initiated extensive research into the interiors of the Sawyer Home and established that it is the last remaining publicly owned facility with original Tiffany Interiors design work. Confirmed the Tiffany-employed artists who designed the landscape window on the Grand Staircase and Wisteria Window. De-installed 300+ artifacts and ensured proper storage and public access for the future and focused effort on previously uncataloged collections. Hosted scholars studying Native American dugout canoes.

2024 Goals

- *Complete renovation of 2nd floor flexible gallery space
- *Host a schedule of programming celebrating the Centennial anniversary of the Museum, including adult enrichment programs, opening an exhibition, and unveiling new interpretations throughout the Sawyer Home
- *Complete Design Development phases for long-term exhibition "Deep, Roots, Growing City"
- Transition to a new Director
- *Transition to a new Curator of Exhibitions
- *Complete design development for the long-term exhibition Deep Roots, Growing City
- *Complete outstanding capital improvement projects

Personnel Positions

MUSEUM (0241-1070)			
PERSONNEL POSITIONS			
Position Title	Current Budgeted Employees	Current Actual Employees	2024 Proposed Employees
Director of Museum	1.00	1.00	1.00
Assistant Director/Chief Curator	1.00	1.00	1.00
Administrative Assistant	1.00	1.00	1.00
Exhibit Technician	1.00	1.00	1.00
Facilities Maintenance Tech	0.00	0.00	0.00
Graphic Artist	1.00	1.00	1.00
Curator	1.00	2.00	2.00
Museum Marketing Coordinator	1.00	1.00	1.00
Registrar	1.00	1.00	1.00
Archivist	1.00	1.00	1.00
Assistant Curator	1.00	0.00	0.00
Maintenance Worker (P.T.)	0.64	0.64	0.00
Visitor Services Associate (P.T.)	0.29	0.33	0.33
Visitor Services Associate (P.T.)	0.62	0.62	0.62
Tempary Help/Interns	Varies	Varies	Varies
TOTAL PERSONNEL	11.55	11.59	10.95

Revenues by Source

Name	FY2022 YTD Actual	FY2023 Budget: Amended	FY2023 Projected	9-28-23 Latest Version (Museum)	FY2023 Budget: Amended vs. 9-28-23 Latest Version (Museum) (% Change)	FY2023 Budget: Amended vs. 9-28-23 Latest Version (Museum) (\$ Change)
Revenue Source						
Taxes and Special Assessments						
4102 - GENERAL PROPERTY TAX-CITY	\$970,000	\$970,000	\$970,000	\$1,029,100	6.1%	\$59,100
Total Taxes and Special Assessments:	\$970,000	\$970,000	\$970,000	\$1,029,100	6.1%	\$59,100
Charges for Services						
4520 - OTHER GENERAL FEES	\$2,184	\$1,000	\$1,000	\$1,000	0%	\$0
Total Charges for Services:	\$2,184	\$1,000	\$1,000	\$1,000	0%	\$0
Miscellaneous Income						
4947 - MERCHANDISE SALES	\$16,167	\$14,000	\$14,000	\$10,000	-28.6%	-\$4,000
4949 - ADMISSIONS REVENUE	\$53,340	\$30,000	\$30,000	\$30,000	0%	\$0
4954 - ENRICHMENT PROGRAMMING	\$158	\$0	\$0	\$0	0%	\$0
4972 - MISCELLANEOUS REVENUE	\$624	\$500	\$500	\$500	0%	\$0
Total Miscellaneous Income:	\$70,289	\$44,500	\$44,500	\$40,500	-9%	-\$4,000
Transfers						
5299 - TSF FROM OTHER FUNDS	\$172,000	\$127,000	\$127,000	\$163,700	28.9%	\$36,700
Total Transfers:	\$172,000	\$127,000	\$127,000	\$163,700	28.9%	\$36,700
Total Revenue Source:	\$1,214,473	\$1,142,500	\$1,142,500	\$1,234,300	8%	\$91,800

Expenditures by Expense Type

Name	FY2022 YTD Actual	FY2023 Budget: Amended	FY2023 Projected	9-28-23 Latest Version (Museum)	FY2023 Budget: Amended vs. 9-28-23 Latest Version (Museum) (% Change)	FY2023 Budget: Amended vs. 9-28-23 Latest Version (Museum) (\$ Change)
Expense Objects						
Personnel Services						
6102 - REGULAR PAY	\$668,474	\$745,500	\$744,800	\$713,062	-4.4%	-\$32,438
6103 - REGULAR PAY - TEMP EMPLOYEE	\$9,097	\$29,700	\$3,700	\$28,300	-4.7%	-\$1,400
6104 - OVERTIME PAY	\$551	\$5,700	\$4,200	\$5,700	0%	\$0
6249 - MISCELLANEOUS PAY	\$0	\$0	\$0	\$46,281	N/A	\$46,281
6302 - FICA - EMPLOYERS SHARE	\$49,820	\$56,300	\$55,300	\$57,156	1.5%	\$856
6304 - WISCONSIN RETIREMENT FUND	\$43,140	\$50,200	\$49,000	\$49,600	-1.2%	-\$600
6306 - HEALTH INSURANCE	\$164,411	\$171,100	\$186,200	\$180,022	5.2%	\$8,922
6307 - HEALTH INSURANCE ADMIN FEE	\$8,900	\$0	\$0	\$0	0%	\$0
6308 - DENTAL	\$9,287	\$9,100	\$9,400	\$9,336	2.6%	\$236
6310 - LIFE INSURANCE	\$1,421	\$1,600	\$1,500	\$1,885	17.8%	\$285
Total Personnel Services:	\$955,101	\$1,069,200	\$1,054,100	\$1,091,343	2.1%	\$22,143
Operating						
6401 - PS - ENGINEER/SURVEY/APPRaisal	\$9,061	\$11,000	\$11,000	\$5,000	-54.5%	-\$6,000
6404 - PS - MISC CONSULTING / STUDIES	\$0	\$2,000	\$2,000	\$0	-100%	-\$2,000
6411 - ADVERTISING/POSTAGE/PRINTING	\$25,441	\$0	\$0	\$15,000	N/A	\$15,000
6412 - CONTRACTUAL AGREEMENT PYMNTS	\$1,133	\$0	\$0	\$0	0%	\$0
6415 - SUBSCRIPTION/LICENSING CNTRCTS	\$15,443	\$0	\$0	\$11,900	N/A	\$11,900
6416 - PREVENTATIVE MNCTC CONTRACTS	\$12,426	\$0	\$0	\$0	0%	\$0
6417 - 3RD PARTY CONTRACTED SERVICE	\$14,156	\$10,000	\$10,000	\$5,000	-50%	-\$5,000
6421 - EMPLOYEE TRAINING/DEVELOPMENT	\$3,251	\$0	\$0	\$0	0%	\$0
6422 - PRFSL LICENSE/MEMERSHIP/BOND	\$810	\$0	\$0	\$0	0%	\$0
6433 - INTERFUND CHARGE BACKS	\$84	\$0	\$0	\$2,300	N/A	\$2,300
6441 - RENTAL EXPENSE	\$684	\$1,000	\$1,000	\$1,000	0%	\$0
6443 - LEASE EXPENSE	\$1,119	\$0	\$0	\$0	0%	\$0
6450 - INSURANCE EXPENSE	\$22,500	\$26,800	\$26,800	\$29,900	11.6%	\$3,100
6451 - WORKERS COMPENSATION	\$4,700	\$4,900	\$4,900	\$4,900	0%	\$0
6452 - LICENSE & PERMITS	\$30	\$0	\$0	\$0	0%	\$0
6454 - TELEPHONE / INTERNET SERVC	\$3,730	\$4,000	\$4,000	\$4,000	0%	\$0

Name	FY2022 YTD Actual	FY2023 Budget: Amended	FY2023 Projected	9-28-23 Latest Version (Museum)	FY2023 Budget: Amended vs. 9-28-23 Latest Version (Museum) (% Change)	FY2023 Budget: Amended vs. 9-28-23 Latest Version (Museum) (\$ Change)
6455 - UTILITY EXPENSE	\$52,791	\$45,000	\$55,000	\$58,000	28.9%	\$13,000
6465 - BANK FEES	\$2,100	\$0	\$0	\$2,200	N/A	\$2,200
6519 - NON-INVENTORY FUEL	\$989	\$900	\$900	\$900	0%	\$0
6520 - OFFICE SUPPLIES	\$3,274	\$3,800	\$3,800	\$3,300	-13.2%	-\$500
6521 - INVENTORY SUPPLIES	\$532	\$0	\$0	\$0	0%	\$0
6524 - SPECIALTY SUPPLIES	\$15,719	\$12,500	\$12,500	\$8,000	-36%	-\$4,500
6529 - NON-INV - SUPPLIES	\$27,743	\$40,000	\$40,000	\$25,000	-37.5%	-\$15,000
6539 - NON INVENTORY REPAIR PARTS	\$862	\$0	\$0	\$0	0%	\$0
6549 - NON-INV MATERIALS	\$0	\$1,000	\$1,000	\$0	-100%	-\$1,000
6550 - MINOR EQUIPMENT	\$4,867	\$16,100	\$16,100	\$5,000	-68.9%	-\$11,100
Total Operating:	\$223,445	\$179,000	\$189,000	\$181,400	1.3%	\$2,400
Total Expense Objects:	\$1,178,545	\$1,248,200	\$1,243,100	\$1,272,743	2%	\$24,543



Mission Statement

The purpose of the fund is to provide money for the acquisition of materials for the Museum's Collections, as well as provide for the conservation and restoration of existing collections. Under no circumstances will fund income or principal be used to defray or offset the Museum's annual general operating expenses. The Museum Director will bring requests to use the fund forward to the Museum Board for action. The Museum Board will review and approve requests to ensure that uses are in keeping with the stated purpose.

Strategic Plan Goals

Enhance our Quality of Life Services and Assets

- *Better utilize museum collections for the public
- *Strengthen exhibitions to more broadly represent and appeal to educational entities in the community

2023 Accomplishments

- *Established the Wisteria Circle, a donor-based development program to assist in the funding and care for the Tiffany-designed Sawyer Home Interiors (the last publicly owned example of originally designed Tiffany interiors) and Museum Collections
- *Supported the funding of equipment and supplies related to the monitoring and preventative conservation of the City's permanent collection of archival, historic, and anthropological holdings

2024 Goals

- *Continue to grow Wisteria Circle donor support
- *Support assessment and conservation for collections to be exhibited in "Deep Roots, Growing City"
- *Fund contracted conservator to deinstall and prepare large oil painting "Spirit of Oshkosh" by Eugene Savage for long-term archival storage
- *Fund contracted specialists to update records associated with and governed by NAGPRA (Native American Graves Protection and Repatriation Act) to ensure compliance with federal law and explore opportunities for potential formal repatriation of holdings

Revenues by Source

Name	FY2022 YTD Actual	FY2023 Budget: Amended	FY2023 Projected	9-28-23 Latest Version (Museum Collections)	FY2023 Budget: Amended vs. 9-28-23 Latest Version (Museum Collections) (% Change)	FY2023 Budget: Amended vs. 9-28-23 Latest Version (Museum Collections) (\$ Change)
Revenue Source						
Miscellaneous Income						
4908 - INTEREST-OTHER INVESTMENTS	\$6,818	\$8,000	\$8,000	\$0	-100%	-\$8,000
4952 - GIFTS & DONATIONS	\$0	\$0	\$3,000	\$3,000	N/A	\$3,000
4972 - MISCELLANEOUS REVENUE	\$4,992	\$5,500	\$5,500	\$0	-100%	-\$5,500
Total Miscellaneous Income:	\$11,810	\$13,500	\$16,500	\$3,000	-77.8%	-\$10,500
Total Revenue Source:	\$11,810	\$13,500	\$16,500	\$3,000	-77.8%	-\$10,500

Expenditures by Expense Type

Name	FY2022 YTD Actual	FY2023 Budget: Amended	FY2023 Projected	9-28-23 Latest Version (Museum Collections)	FY2023 Budget: Amended vs. 9- 28-23 Latest Version (Museum Collections) (% Change)	FY2023 Budget: Amended vs. 9- 28-23 Latest Version (Museum Collections) (\$ Change)
Expense Objects						
Operating						
6401 - PS - ENGINEER/SURVEY/APPRaisal	\$0	\$4,700	\$4,700	\$35,000	644.7%	\$30,300
6411 - ADVERTISING/POSTAGE/PRINTING	\$0	\$1,000	\$1,000	\$2,000	100%	\$1,000
6412 - CONTRACTUAL AGREEMENT PYMNTS	\$7,350	\$0	\$0	\$600	N/A	\$600
6521 - INVENTORY SUPPLIES	\$100	\$0	\$0	\$1,200	N/A	\$1,200
6524 - SPECIALTY SUPPLIES	\$274	\$300	\$300	\$2,600	766.7%	\$2,300
6529 - NON-INV - SUPPLIES	\$3,486	\$3,000	\$3,000	\$5,500	83.3%	\$2,500
Total Operating:	\$11,210	\$9,000	\$9,000	\$46,900	421.1%	\$37,900
Capital Outlay						
7222 - FINE ARTS	\$0	\$4,500	\$4,500	\$10,000	122.2%	\$5,500
Total Capital Outlay:	\$0	\$4,500	\$4,500	\$10,000	122.2%	\$5,500
Total Expense Objects:	\$11,210	\$13,500	\$13,500	\$56,900	321.5%	\$43,400



Riverside Cemetery 0247-0650

Department: Parks Department
Fund Type: Special Revenue,
Non-Major Fund
Contact Person: Travis Derks,
Landscape Operations Manager

Mission Statement

The City of Oshkosh seeks to provide a park and recreation system that will meet the needs of our current residents and future generations, preserve and protect the City's open space, water, historical and natural resources, and provide a park and recreation program that is designed to enhance the City's quality of life.

Strategic Plan Goals

Improve and maintain our infrastructure
Enhance our quality of life services and assets

2023 Accomplishments

- *Continued the historic cemetery tours in partnership with the Oshkosh Public Museum
- *Hired Landscape Operations Grounds Specialist to maintain cemetery grounds
- *Replaced weathered or missing block markers within the cemetery

2024 Goals

- *Continue removal of diseased ash trees
- *Repave a portion of the cemetery roads
- *Continue to replace block markers within the cemetery

Personnel Positions

CEMETERY (0247-0650)			
PERSONNEL POSITIONS			
Position Title	Current Budgeted Employees	Current Actual Employees	2024 Proposed Employees
Landscape Operations Mgr	1.00	1.00	1.00
Lead Worker	1.00	0.00	1.00
Grounds Specialist	1.00	2.00	1.00
PT Office Assistant	0.64	0.64	0.64
Seasonal Help	Varies	Varies	Varies
TOTAL PERSONNEL	3.64	3.64	3.64

Revenues by Source

Name	FY2022 YTD Actual	FY2023 Budget: Amended	FY2023 Projected	9-28-23 Latest Version (Cemetery)	FY2023 Budget: Amended vs. 9-28-23 Latest Version (Cemetery) (% Change)	FY2023 Budget: Amended vs. 9-28-23 Latest Version (Cemetery) (\$ Change)
Revenue Source						
Taxes and Special Assessments						
4102 - GENERAL PROPERTY TAX-CITY	\$321,000	\$318,900	\$318,900	\$328,500	3%	\$9,600
Total Taxes and Special Assessments:	\$321,000	\$318,900	\$318,900	\$328,500	3%	\$9,600
Charges for Services						
4578 - SALE CEMETERY LOTS	\$71,266	\$80,000	\$80,000	\$90,000	12.5%	\$10,000
Total Charges for Services:	\$71,266	\$80,000	\$80,000	\$90,000	12.5%	\$10,000
Miscellaneous Income						
4952 - GIFTS & DONATIONS	\$59,657	\$0	\$34,000	\$34,000	N/A	\$34,000
4972 - MISCELLANEOUS REVENUE	\$1,155	\$900	\$900	\$900	0%	\$0
Total Miscellaneous Income:	\$60,812	\$900	\$34,900	\$34,900	3,777.8%	\$34,000
Transfers						
5299 - TSF FROM OTHER FUNDS	\$49,300	\$58,600	\$58,600	\$70,020	19.5%	\$11,420
Total Transfers:	\$49,300	\$58,600	\$58,600	\$70,020	19.5%	\$11,420
Total Revenue Source:	\$502,378	\$458,400	\$492,400	\$523,420	14.2%	\$65,020

Expenditures by Expense Type

Name	FY2022 YTD Actual	FY2023 Budget: Amended	FY2023 Projected	9-28-23 Latest Version (Cemetery)	FY2023 Budget: Amended vs. 9-28-23 Latest Version (Cemetery) (% Change)	FY2023 Budget: Amended vs. 9-28-23 Latest Version (Cemetery) (\$ Change)
Expense Objects						
Personnel Services						
6102 - REGULAR PAY	\$204,189	\$208,100	\$209,500	\$219,889	5.7%	\$11,789
6103 - REGULAR PAY - TEMP EMPLOYEE	\$21,749	\$40,300	\$25,000	\$40,300	0%	\$0
6104 - OVERTIME PAY	\$2,814	\$1,600	\$1,600	\$1,600	0%	\$0
6249 - MISCELLANEOUS PAY	\$0	\$0	\$0	\$15,040	N/A	\$15,040
6302 - FICA - EMPLOYERS SHARE	\$17,009	\$18,400	\$16,200	\$20,029	8.9%	\$1,629
6304 - WISCONSIN RETIREMENT FUND	\$11,104	\$14,400	\$14,200	\$15,285	6.1%	\$885
6306 - HEALTH INSURANCE	\$35,128	\$49,000	\$45,400	\$42,632	-13%	-\$6,368
6307 - HEALTH INSURANCE ADMIN FEE	\$800	\$0	\$0	\$0	0%	\$0
6308 - DENTAL	\$2,594	\$3,800	\$4,500	\$4,820	26.8%	\$1,020
6310 - LIFE INSURANCE	\$349	\$300	\$300	\$581	93.8%	\$281
Total Personnel Services:	\$295,736	\$335,900	\$316,700	\$360,176	7.2%	\$24,276
Operating						
6404 - PS - MISC CONSULTING / STUDIES	\$21	\$0	\$0	\$0	0%	\$0
6412 - CONTRACTUAL AGREEMENT PYMNTS	\$1,550	\$100	\$100	\$1,600	1,500%	\$1,500
6413 - CONTRACTUAL EMPLOYMENT	\$0	\$2,000	\$0	\$2,000	0%	\$0
6415 - SUBSCRIPTION/LICENSING CNTRCTS	\$848	\$2,200	\$1,200	\$1,200	-45.5%	-\$1,000
6416 - PREVENTATIVE MNTC CONTRACTS	\$615	\$2,000	\$1,000	\$1,000	-50%	-\$1,000
6417 - 3RD PARTY CONTRACTED SERVICE	\$489	\$7,000	\$39,000	\$34,000	385.7%	\$27,000
6421 - EMPLOYEE TRAINING/DEVELOPMENT	\$1,022	\$1,500	\$1,500	\$2,000	33.3%	\$500
6422 - PRFSL LICENSE/MEMBERSHIP/BOND	\$0	\$600	\$0	\$600	0%	\$0
6423 - EMPLOYEE ALLOWANCE/REIMBRSMNT	\$100	\$600	\$600	\$600	0%	\$0
6433 - INTERFUND CHARGE BACKS	\$2,762	\$2,000	\$8,000	\$18,400	820%	\$16,400
6441 - RENTAL EXPENSE	\$182	\$700	\$200	\$700	0%	\$0
6443 - LEASE EXPENSE	\$369	\$500	\$500	\$500	0%	\$0
6450 - INSURANCE EXPENSE	\$6,200	\$6,800	\$11,000	\$7,800	14.7%	\$1,000
6451 - WORKERS COMPENSATION	\$11,800	\$12,300	\$12,300	\$12,300	0%	\$0

Name	FY2022 YTD Actual	FY2023 Budget: Amended	FY2023 Projected	9-28-23 Latest Version (Cemetery)	FY2023 Budget: Amended vs. 9-28-23 Latest Version (Cemetery) (% Change)	FY2023 Budget: Amended vs. 9-28-23 Latest Version (Cemetery) (\$ Change)
6452 - LICENSE & PERMITS	\$74	\$200	\$100	\$100	-50%	-\$100
6454 - TELEPHONE / INTERNET SERVC	\$769	\$500	\$800	\$800	60%	\$300
6455 - UTILITY EXPENSE	\$33,583	\$37,000	\$36,000	\$38,200	3.2%	\$1,200
6519 - NON-INVENTORY FUEL	\$11,754	\$14,500	\$14,500	\$15,000	3.4%	\$500
6520 - OFFICE SUPPLIES	\$41	\$300	\$200	\$200	-33.3%	-\$100
6529 - NON-INV - SUPPLIES	\$13,491	\$17,000	\$17,000	\$19,000	11.8%	\$2,000
6539 - NON INVENTORY REPAIR PARTS	\$492	\$1,000	\$2,600	\$2,000	100%	\$1,000
6549 - NON-INV MATERIALS	\$0	\$4,000	\$0	\$0	-100%	-\$4,000
6550 - MINOR EQUIPMENT	\$677	\$3,000	\$3,000	\$4,500	50%	\$1,500
Total Operating:	\$86,839	\$115,800	\$149,600	\$162,500	40.3%	\$46,700
Total Expense Objects:	\$382,574	\$451,700	\$466,300	\$522,676	15.7%	\$70,976



Community Development Special Fund
0249-0740

Department: Community Development Department
Fund Type: Special Revenue,
Non-Major Fund
Contact Person: Kelly Nieforth,
Director of Community Development

Mission Statement

The Community Development Special Fund is used to receive and expend state and federal grants associated with development projects or redevelopment projects.

Strategic Plan Goals

- *Support redevelopment opportunities throughout the city
- *Continue to develop infrastructure needed to support business and residential development

2023 Accomplishments

- *Close out Environmental Protection Agency (EPA) community-wide assessment grant

2024 Goals

- *Continue to administer WEDC CDI grant for Merge Parcel J
- *Obtain additional WEDC grants for development and redevelopment

Revenues by Source

Name	FY2022 YTD Actual	FY2023 Budget: Amended	FY2023 Projected	9-28-23 Latest Version (Community Devel Special Funds)	FY2023 Budget: Amended vs. 9- 28-23 Latest Version (Community Devel Special Funds) (% Change)	FY2023 Budget: Amended vs. 9- 28-23 Latest Version (Community Devel Special Funds) (\$ Change)
Revenue Source						
Intergovernmental						
4262 - LOCAL CONTRIBUTION AND AID	\$109,753	\$0	\$0	\$0	0%	\$0
4263 - SUBRECIPIENT GRANT	\$11,000	\$142,000	\$0	\$0	-100%	-\$142,000
Total Intergovernmental:	\$120,753	\$142,000	\$0	\$0	-100%	-\$142,000
Total Revenue Source:	\$120,753	\$142,000	\$0	\$0	-100%	-\$142,000

Expenditures by Expense Type

Name	FY2022 YTD Actual	FY2023 Budget: Amended	FY2023 Projected	9-28-23 Latest Version (Community Devel Special Funds)	FY2023 Budget: Amended vs. 9- 28-23 Latest Version (Community Devel Special Funds) (% Change)	FY2023 Budget: Amended vs. 9- 28-23 Latest Version (Community Devel Special Funds) (\$ Change)
Expense Objects						
Operating						
6401 - PS - ENGINEER/SURVEY/APPRAISAL	\$158,089	\$137,000	\$12,000	\$0	-100%	-\$137,000
6412 - CONTRACTUAL AGREEMENT PYMNTS	\$20,000	\$22,950	\$22,950	\$0	-100%	-\$22,950
6431 - ADMIN / ENGINEERING FEE	\$0	\$7,050	\$7,050	\$0	-100%	-\$7,050
Total Operating:	\$178,089	\$167,000	\$42,000	\$0	-100%	-\$167,000
Total Expense Objects:	\$178,089	\$167,000	\$42,000	\$0	-100%	-\$167,000



Parks Revenue Facilities Fund 0255-0610

Department: Parks Department
Fund Type: Special Revenue,
Non-Major Fund
Contact Person: Chad Dallman,
Assistant Director of Parks

Mission Statement

The City of Oshkosh seeks to provide a park and recreation system that will meet the needs of our current residents and future generations, preserve and protect the City's open space, water, historical and natural resources, and provide a park and recreation program that is designed to enhance the City's quality of life.

Strategic Plan Goals

Enhance our quality of life services and assets.

Strengthen our neighborhoods

Promote and develop public/private partnerships

2023 Accomplishments

- *Menominee Park Zoo: Increase education programming by the Zoo Education Coordinator as well as outside contractor programs, Converted many of the gravel paths in the zoo to asphalt, improving accessibility, Construction of the bear/fox exhibit was completed
- *Parks Department Special Events: Breakfast with the Bunny and Egg Citing Day at the Zoo were relocated to Sunnyview Expo Center due to program growth, The Menominee Park Zoo lagoon was utilized for an ice skating rink along with concessions in the Lake Fly Cafe
 - *The Chief Oshkosh monument signs were installed and a dedication ceremony was held
 - *A self-service kayak locker was installed at Miller's Bay

2024 Goals

- *Menominee Park Zoo: Develop a plan for small mammal exhibits, Locate and introduce black bears to the new exhibit for grand opening in spring, Continue path paving to improve accessibility
- *Continue winter special events/programs with the Oshkosh Area School District Recreation Department
- *Develop a plan for boat launch ramp improvements

Personnel Positions

PARK REVENUE (0255-0610)			
PERSONNEL POSITIONS			
Position Title	Current Budgeted Employees	Current Actual Employees	2024 Proposed Employees
Parks Revenue & Fac. Div. Mgr.	0.36	0.36	0.36
Parks Maintenance Worker	3.00	3.00	3.00
Horticulturist	1.00	1.00	1.00
Seasonal Employees	Varies	Varies	Varies
TOTAL PERSONNEL	4.36	4.36	4.36

Revenues by Source

Name	FY2022 YTD Actual	FY2023 Budget: Amended	FY2023 Projected	9-28-23 Latest Version (Parks Revenue)	FY2023 Budget: Amended vs. 9-28-23 Latest Version (Parks Revenue) (% Change)	FY2023 Budget: Amended vs. 9-28-23 Latest Version (Parks Revenue) (\$ Change)
Revenue Source						
Intergovernmental						
4263 - SUBRECIPIENT GRANT	\$0	\$15,000	\$0	\$0	-100%	-\$15,000
Total Intergovernmental:	\$0	\$15,000	\$0	\$0	-100%	-\$15,000
Charges for Services						
4571 - PARK FACILITY FEES	\$194,225	\$219,100	\$219,000	\$227,100	3.7%	\$8,000
4572 - PARK FACILITY RENTALS	\$0	\$600	\$400	\$700	16.7%	\$100
4577 - CONCESSIONS	\$37,828	\$42,500	\$45,000	\$45,100	6.1%	\$2,600
4579 - VENDING REVENUE	\$6,368	\$6,500	\$6,000	\$6,500	0%	\$0
Total Charges for Services:	\$238,420	\$268,700	\$270,400	\$279,400	4%	\$10,700
Miscellaneous Income						
4950 - SPONSORSHIP	\$14,843	\$16,500	\$18,000	\$18,000	9.1%	\$1,500
4952 - GIFTS & DONATIONS	\$162,346	\$168,900	\$151,900	\$147,100	-12.9%	-\$21,800
4966 - OTHER REIMBURSEMENTS	\$38,272	\$0	\$0	\$0	0%	\$0
4972 - MISCELLANEOUS REVENUE	\$8,537	\$10,000	\$10,000	\$12,000	20%	\$2,000
Total Miscellaneous Income:	\$223,997	\$195,400	\$179,900	\$177,100	-9.4%	-\$18,300
Transfers						
5299 - TSF FROM OTHER FUNDS	\$350,000	\$250,000	\$250,000	\$0	-100%	-\$250,000
Total Transfers:	\$350,000	\$250,000	\$250,000	\$0	-100%	-\$250,000
Total Revenue Source:	\$812,418	\$729,100	\$700,300	\$456,500	-37.4%	-\$272,600

Expenditures by Expense Type

Name	FY2022 YTD Actual	FY2023 Budget: Amended	FY2023 Projected	9-28-23 Latest Version (Parks Revenue)	FY2023 Budget: Amended vs. 9- 28-23 Latest Version (Parks Revenue) (% Change)	FY2023 Budget: Amended vs. 9- 28-23 Latest Version (Parks Revenue) (\$ Change)
Expense Objects						
Personnel Services						
6102 - REGULAR PAY	\$184,278	\$234,800	\$235,300	\$39,528	-83.2%	-\$195,272
6103 - REGULAR PAY - TEMP EMPLOYEE	\$78,075	\$92,000	\$72,100	\$67,400	-26.7%	-\$24,600
6104 - OVERTIME PAY	\$1,033	\$0	\$500	\$0	0%	\$0
6249 - MISCELLANEOUS PAY	\$0	\$0	\$0	\$17,949	N/A	\$17,949
6302 - FICA - EMPLOYERS SHARE	\$19,698	\$24,700	\$22,700	\$7,659	-69%	-\$17,041
6304 - WISCONSIN RETIREMENT FUND	\$12,857	\$15,000	\$16,600	\$2,554	-83%	-\$12,446
6306 - HEALTH INSURANCE	\$26,312	\$36,300	\$39,700	\$0	-100%	-\$36,300
6308 - DENTAL	\$2,136	\$2,500	\$2,800	\$0	-100%	-\$2,500
6310 - LIFE INSURANCE	\$495	\$400	\$700	\$85	-78.7%	-\$315
Total Personnel Services:	\$324,883	\$405,700	\$390,400	\$135,175	-66.7%	-\$270,525
Operating						
6401 - PS - ENGINEER/SURVEY/APPRaisal	\$0	\$0	\$0	\$10,000	N/A	\$10,000
6411 - ADVERTISING/POSTAGE/PRINTING	\$4,324	\$7,500	\$7,500	\$7,500	0%	\$0
6413 - CONTRACTUAL EMPLOYMENT	\$0	\$1,300	\$0	\$1,300	0%	\$0
6415 - SUBSCRIPTION/LICENSING CNTRCTS	\$7,419	\$9,100	\$7,800	\$9,600	5.5%	\$500
6416 - PREVENTATIVE MNTC CONTRACTS	\$2,723	\$1,700	\$1,600	\$800	-52.9%	-\$900
6417 - 3RD PARTY CONTRACTED SERVICE	\$32,835	\$67,300	\$64,000	\$74,300	10.4%	\$7,000
6421 - EMPLOYEE TRAINING/DEVELOPMENT	\$0	\$2,000	\$2,000	\$2,000	0%	\$0
6422 - PRFSL LICENSE/MEMBERSHIP/BOND	\$368	\$700	\$400	\$500	-28.6%	-\$200
6423 - EMPLOYEE ALLOWANCE/REIMBRSMNT	\$578	\$1,600	\$1,600	\$1,500	-6.2%	-\$100
6441 - RENTAL EXPENSE	\$5,637	\$5,000	\$5,500	\$5,500	10%	\$500
6443 - LEASE EXPENSE	\$678	\$1,200	\$1,200	\$1,200	0%	\$0
6450 - INSURANCE EXPENSE	\$1,500	\$2,100	\$2,100	\$2,400	14.3%	\$300
6451 - WORKERS COMPENSATION	\$3,800	\$3,900	\$3,900	\$3,900	0%	\$0
6452 - LICENSE & PERMITS	\$1,178	\$1,100	\$1,800	\$1,800	63.6%	\$700
6454 - TELEPHONE / INTERNET SERVC	\$158	\$200	\$700	\$700	250%	\$500
6455 - UTILITY EXPENSE	\$520	\$9,300	\$2,000	\$20,000	115.1%	\$10,700
6520 - OFFICE SUPPLIES	\$1,279	\$3,300	\$1,900	\$2,300	-30.3%	-\$1,000

Name	FY2022 YTD Actual	FY2023 Budget: Amended	FY2023 Projected	9-28-23 Latest Version (Parks Revenue)	FY2023 Budget: Amended vs. 9- 28-23 Latest Version (Parks Revenue) (% Change)	FY2023 Budget: Amended vs. 9- 28-23 Latest Version (Parks Revenue) (\$ Change)
6522 - CONCESSIONS	\$28,939	\$34,500	\$40,000	\$40,000	15.9%	\$5,500
6529 - NON-INV - SUPPLIES	\$65,774	\$69,100	\$81,600	\$75,200	8.8%	\$6,100
6539 - NON INVENTORY REPAIR PARTS	\$7,979	\$14,800	\$10,800	\$9,800	-33.8%	-\$5,000
6541 - EAM INV EXP - MATERIALS 1524	\$853	\$17,000	\$0	\$3,000	-82.4%	-\$14,000
6550 - MINOR EQUIPMENT	\$198	\$5,300	\$5,400	\$4,800	-9.4%	-\$500
Total Operating:	\$166,740	\$258,000	\$241,800	\$278,100	7.8%	\$20,100
Capital Outlay						
7204 - MACHINERY & EQUIPMENT	\$0	\$25,000	\$25,000	\$8,000	-68%	-\$17,000
7214 - BUILDINGS & BUILDING IMPRVMTS	\$0	\$0	\$0	\$6,800	N/A	\$6,800
Total Capital Outlay:	\$0	\$25,000	\$25,000	\$14,800	-40.8%	-\$10,200
Total Expense Objects:	\$491,624	\$688,700	\$657,200	\$428,075	-37.8%	-\$260,625



Leach Amphitheater 0256-0610

Department: Parks Department
Fund Type: Special Revenue,
Non-Major Fund
Contact Person: Chad Dallman,
Assistant Director of Parks

Mission Statement

The City of Oshkosh seeks to provide a park and recreation system that will meet the needs of our current residents and future generations, preserve and protect the City's open space, water, historical and natural resources, and provide a park and recreation program that is designed to enhance the City's quality of life.

Strategic Plan Goals

- *Promote and develop public/private partnerships
- *Strengthen our neighborhoods
- *Improve our quality of life assets

2023 Accomplishments

- *The first June Dairy Day event was offered in conjunction with a new sponsor/partner
- *Facility painting and maintenance continued throughout the facility
- *Live at the Leach Tuesday night concerts attendance increased with more popular bands

2024 Goals

- *Increase partnerships to expand programs at the facility
- *Update and expand the security camera system at the facility

Personnel Positions

LEACH AMPHITHEATER (0256-0610)

PERSONNEL POSITIONS			
Position Title	Current Budgeted Employees	Current Actual Employees	2024 Proposed Employees
Activities Coordinator	0.27	0.27	0.27
Regular Pay - Temp Employee	Varies	Varies	Varies
TOTAL PERSONNEL	0.27	0.27	0.27

Revenues by Source

Name	FY2022 YTD Actual	FY2023 Budget: Amended	FY2023 Projected	9-28-23 Latest Version (Leach Amphitheater)	FY2023 Budget: Amended vs. 9-28-23 Latest Version (Leach Amphitheater) (% Change)	FY2023 Budget: Amended vs. 9-28-23 Latest Version (Leach Amphitheater) (\$ Change)
Revenue Source						
Taxes and Special Assessments						
4102 - GENERAL PROPERTY TAX-CITY	\$23,000	\$23,000	\$23,000	\$23,000	0%	\$0
Total Taxes and Special Assessments:	\$23,000	\$23,000	\$23,000	\$23,000	0%	\$0
Charges for Services						
4571 - PARK FACILITY FEES	\$222	\$0	\$0	\$0	0%	\$0
4572 - PARK FACILITY RENTALS	\$14,948	\$20,000	\$22,000	\$20,000	0%	\$0
4577 - CONCESSIONS	\$14,490	\$8,000	\$15,200	\$15,000	87.5%	\$7,000
Total Charges for Services:	\$29,660	\$28,000	\$37,200	\$35,000	25%	\$7,000
Miscellaneous Income						
4950 - SPONSORSHIP	\$19,700	\$18,000	\$15,200	\$18,000	0%	\$0
4952 - GIFTS & DONATIONS	\$5,205	\$5,000	\$1,000	\$2,500	-50%	-\$2,500
4972 - MISCELLANEOUS REVENUE	\$2,190	\$100	\$0	\$0	-100%	-\$100
Total Miscellaneous Income:	\$27,095	\$23,100	\$16,200	\$20,500	-11.3%	-\$2,600
Transfers						
5299 - TSF FROM OTHER FUNDS	\$20,000	\$25,000	\$25,000	\$25,000	0%	\$0
Total Transfers:	\$20,000	\$25,000	\$25,000	\$25,000	0%	\$0
Total Revenue Source:	\$99,755	\$99,100	\$101,400	\$103,500	4.4%	\$4,400

Expenditures by Expense Type

Name	FY2022 YTD Actual	FY2023 Budget: Amended	FY2023 Projected	9-28-23 Latest Version (Leach Amphitheater)	FY2023 Budget: Amended vs. 9- 28-23 Latest Version (Leach Amphitheater) (% Change)	FY2023 Budget: Amended vs. 9- 28-23 Latest Version (Leach Amphitheater) (\$ Change)
Expense Objects						
Personnel Services						
6102 - REGULAR PAY	\$8,400	\$18,200	\$12,000	\$12,330	-32.3%	-\$5,870
6103 - REGULAR PAY - TEMP EMPLOYEE	\$787	\$4,100	\$4,100	\$4,100	0%	\$0
6249 - MISCELLANEOUS PAY	\$0	\$0	\$0	\$1,000	N/A	\$1,000
6302 - FICA - EMPLOYERS SHARE	\$683	\$1,700	\$1,700	\$1,257	-26%	-\$443
6304 - WISCONSIN RETIREMENT FUND	\$544	\$1,200	\$1,200	\$851	-29.1%	-\$349
6306 - HEALTH INSURANCE	\$1,740	\$2,900	\$2,900	\$0	-100%	-\$2,900
6308 - DENTAL	\$72	\$100	\$100	\$0	-100%	-\$100
6310 - LIFE INSURANCE	\$5	\$100	\$100	\$33	-67.1%	-\$67
Total Personnel Services:	\$12,230	\$28,300	\$22,100	\$19,572	-30.8%	-\$8,728
Operating						
6411 - ADVERTISING/POSTAGE/PRINTING	\$3,148	\$3,500	\$3,500	\$3,500	0%	\$0
6415 - SUBSCRIPTION/LICENSING CNTRCTS	\$682	\$400	\$400	\$400	0%	\$0
6416 - PREVENTATIVE MNTC CONTRACTS	\$1,485	\$2,000	\$2,200	\$2,200	10%	\$200
6417 - 3RD PARTY CONTRACTED SERVICE	\$25,851	\$25,000	\$25,000	\$25,000	0%	\$0
6422 - PRFSL LICENSE/MEMERSHIP/BOND	\$129	\$200	\$0	\$200	0%	\$0
6423 - EMPLOYEE ALLOWANCE/REIMBRSMNT	\$200	\$200	\$200	\$200	0%	\$0
6441 - RENTAL EXPENSE	\$2,446	\$0	\$2,500	\$2,500	N/A	\$2,500
6452 - LICENSE & PERMITS	\$36	\$200	\$0	\$100	-50%	-\$100
6454 - TELEPHONE / INTERNET SERVC	\$4,138	\$2,300	\$2,600	\$2,600	13%	\$300
6455 - UTILITY EXPENSE	\$18,954	\$20,600	\$20,600	\$21,600	4.9%	\$1,000
6520 - OFFICE SUPPLIES	\$146	\$200	\$200	\$200	0%	\$0
6522 - CONCESSIONS	\$5,698	\$9,000	\$7,500	\$9,000	0%	\$0
6529 - NON-INV - SUPPLIES	\$11,220	\$10,000	\$9,000	\$10,000	0%	\$0
6539 - NON INVENTORY REPAIR PARTS	\$1,296	\$2,000	\$0	\$2,000	0%	\$0
6550 - MINOR EQUIPMENT	\$2,896	\$2,500	\$1,000	\$2,400	-4%	-\$100
Total Operating:	\$78,324	\$78,100	\$74,700	\$81,900	4.9%	\$3,800
Total Expense Objects:	\$90,554	\$106,400	\$96,800	\$101,472	-4.6%	-\$4,928



Lead Service Line Replacement Fund 0257-0410

Department: Public Works Department
Fund Type: Special Revenue,
Non-Major Fund
Contact Person: James Rabe,
Director of Public Works

Mission Statement

Manage Right-of-Way permitting and assisting property owners in replacing private side lead water services.

Strategic Plan Goals

Improve and Maintain our Infrastructure

Strengthen Our Neighborhoods

Support Economic Development

2023 Accomplishments

*Applied for funding for 2023-2024 private side lead service line replacements

*Assisted 92 property owners with getting private side lead services replaced through 6-30-2023

*Managed and issued over 300 work in Right-of-Way permits through the first eight months of the year

2024 Goals

*Receive funding through 2024

*Continue implementing process improvements with ROW permitting program

Personnel Positions

PUBLIC WORKS SPECIAL REVENUE FUND (0257-0410)

PERSONNEL POSITIONS

Position Title	Current Budgeted Employees	Current Actual Employees	2024 Proposed Employees
Civil Engineer Tech Program Coordinator	0.00	1.00	1.00
TOTAL PERSONNEL	0.00	1.00	1.00

Revenues by Source

Name	FY2022 YTD Actual	FY2023 Budget: Amended	FY2023 Projected	9-28-23 Latest Version (Public Works Special Fund)	FY2023 Budget: Amended vs. 9-28-23 Latest Version (Public Works Special Fund) (% Change)	FY2023 Budget: Amended vs. 9-28-23 Latest Version (Public Works Special Fund) (\$ Change)
Revenue Source						
Intergovernmental						
4236 - STATE AID-OTHER	\$196,384	\$300,000	\$322,500	\$500,000	66.7%	\$200,000
Total Intergovernmental:	\$196,384	\$300,000	\$322,500	\$500,000	66.7%	\$200,000
Licenses and Permits						
4379 - ENGINEERING PERMIT	\$131,622	\$160,000	\$75,000	\$130,000	-18.7%	-\$30,000
Total Licenses and Permits:	\$131,622	\$160,000	\$75,000	\$130,000	-18.7%	-\$30,000
Total Revenue Source:	\$328,006	\$460,000	\$397,500	\$630,000	37%	\$170,000

Expenditures by Expense Type

Name	FY2022 YTD Actual	FY2023 Budget: Amended	FY2023 Projected	9-28-23 Latest Version (Public Works Special Fund)	FY2023 Budget: Amended vs. 9- 28-23 Latest Version (Public Works Special Fund) (% Change)	FY2023 Budget: Amended vs. 9- 28-23 Latest Version (Public Works Special Fund) (\$ Change)
Expense Objects						
Personnel Services						
6102 - REGULAR PAY	\$71,928	\$77,200	\$86,900	\$77,162	0%	-\$38
6249 - MISCELLANEOUS PAY	\$0	\$0	\$0	\$6,672	N/A	\$6,672
6302 - FICA - EMPLOYERS SHARE	\$5,284	\$5,600	\$6,300	\$5,903	5.4%	\$303
6304 - WISCONSIN RETIREMENT FUND	\$4,684	\$5,300	\$5,900	\$5,325	0.5%	\$25
6306 - HEALTH INSURANCE	\$21,137	\$26,900	\$28,000	\$25,185	-6.4%	-\$1,715
6310 - LIFE INSURANCE	\$108	\$200	\$200	\$204	2%	\$4
Total Personnel Services:	\$103,141	\$115,200	\$127,300	\$120,451	4.6%	\$5,251
Operating						
6404 - PS - MISC CONSULTING / STUDIES	\$151,800	\$300,000	\$300,000	\$500,000	66.7%	\$200,000
6415 - SUBSCRIPTION/LICENSING CNTRCTS	\$4,066	\$5,000	\$5,000	\$5,000	0%	\$0
6421 - EMPLOYEE TRAINING/DEVELOPMENT	\$186	\$500	\$500	\$500	0%	\$0
6423 - EMPLOYEE ALLOWANCE/REIMBRSMNT	\$145	\$600	\$600	\$500	-16.7%	-\$100
6454 - TELEPHONE / INTERNET SERVC	\$272	\$600	\$600	\$600	0%	\$0
6529 - NON-INV - SUPPLIES	\$43	\$400	\$400	\$200	-50%	-\$200
6550 - MINOR EQUIPMENT	\$2,527	\$600	\$600	\$500	-16.7%	-\$100
Total Operating:	\$159,040	\$307,700	\$307,700	\$507,300	64.9%	\$199,600
Total Expense Objects:	\$262,181	\$422,900	\$435,000	\$627,751	48.4%	\$204,851

Revenues by Source

Name	FY2022 YTD Actual	FY2023 Budget: Amended	FY2023 Projected	9-28-23 Latest Version (Pollock Aquatic Ctr)	FY2023 Budget: Amended vs. 9-28-23 Latest Version (Pollock Aquatic Ctr) (% Change)	FY2023 Budget: Amended vs. 9-28-23 Latest Version (Pollock Aquatic Ctr) (\$ Change)
Revenue Source						
Taxes and Special Assessments						
4102 - GENERAL PROPERTY TAX-CITY	\$64,000	\$64,000	\$64,000	\$100,000	56.3%	\$36,000
Total Taxes and Special Assessments:	\$64,000	\$64,000	\$64,000	\$100,000	56.3%	\$36,000
Charges for Services						
4571 - PARK FACILITY FEES	\$600	\$600	\$300	\$300	-50%	-\$300
4576 - OTHER REC CHARGES	\$779	\$300	\$100	\$100	-66.7%	-\$200
4577 - CONCESSIONS	\$73,976	\$80,000	\$80,000	\$80,000	0%	\$0
Total Charges for Services:	\$75,355	\$80,900	\$80,400	\$80,400	-0.6%	-\$500
Miscellaneous Income						
4949 - ADMISSIONS REVENUE	\$157,883	\$157,000	\$157,800	\$163,000	3.8%	\$6,000
4950 - SPONSORSHIP	\$5,000	\$5,000	\$5,000	\$7,000	40%	\$2,000
4952 - GIFTS & DONATIONS	\$488,787	\$465,000	\$60,000	\$500,000	7.5%	\$35,000
4972 - MISCELLANEOUS REVENUE	\$40,356	\$40,000	\$41,400	\$42,000	5%	\$2,000
Total Miscellaneous Income:	\$692,026	\$667,000	\$264,200	\$712,000	6.7%	\$45,000
Total Revenue Source:	\$831,381	\$811,900	\$408,600	\$892,400	9.9%	\$80,500



Pollock Pool 0259-0610

Department: Parks Department
Fund Type: Special Revenue,
Non-Major Fund
Contact Person: Chad Dallman,
Assistant Director of Parks

Mission Statement

The City of Oshkosh seeks to provide a park and recreation system that will meet the needs of our current residents and future generations, preserve and protect the City's open space, water, historical and natural resources, and provide a park recreation program that is designed to enhance the City's quality of life.

Strategic Plan Goals

- *Promote and develop public/private partnerships
- *Strengthen our neighborhoods
- *Enhance our quality of life services and assets

2023 Accomplishments

- *Offered yoga program through a partnership with a local yoga studio
- *Completed replastering of the Lazy River
- *Offered 6 special events sponsored by Winnebago Community Credit Union
- *Offered swim lessons through the Oshkosh Recreation Department

2024 Goals

- *Offer exercise program in partnership with the Oshkosh Seniors Center
- *Complete replastering of the leisure pool/zero depth areas
- *Increase swim lesson programs

Personnel Positions

Pollock Water Park (0259-0610)

PERSONNEL POSITIONS			
Position Title	Current Budgeted Employees	Current Actual Employees	2024 Proposed Employees
Regular Pay - Temp Employee	Varies	Varies	Varies
TOTAL PERSONNEL	Varies	Varies	Varies

Revenues by Source

Name	FY2022 YTD Actual	FY2023 Budget: Amended	FY2023 Projected	9-28-23 Latest Version (Pollock Aquatic Ctr)	FY2023 Budget: Amended vs. 9-28-23 Latest Version (Pollock Aquatic Ctr) (% Change)	FY2023 Budget: Amended vs. 9-28-23 Latest Version (Pollock Aquatic Ctr) (\$ Change)
Revenue Source						
Taxes and Special Assessments						
4102 - GENERAL PROPERTY TAX-CITY	\$64,000	\$64,000	\$64,000	\$100,000	56.3%	\$36,000
Total Taxes and Special Assessments:	\$64,000	\$64,000	\$64,000	\$100,000	56.3%	\$36,000
Charges for Services						
4571 - PARK FACILITY FEES	\$600	\$600	\$300	\$300	-50%	-\$300
4576 - OTHER REC CHARGES	\$779	\$300	\$100	\$100	-66.7%	-\$200
4577 - CONCESSIONS	\$73,976	\$80,000	\$80,000	\$80,000	0%	\$0
Total Charges for Services:	\$75,355	\$80,900	\$80,400	\$80,400	-0.6%	-\$500
Miscellaneous Income						
4949 - ADMISSIONS REVENUE	\$157,883	\$157,000	\$157,800	\$163,000	3.8%	\$6,000
4950 - SPONSORSHIP	\$5,000	\$5,000	\$5,000	\$7,000	40%	\$2,000
4952 - GIFTS & DONATIONS	\$488,787	\$465,000	\$60,000	\$500,000	7.5%	\$35,000
4972 - MISCELLANEOUS REVENUE	\$40,356	\$40,000	\$41,400	\$42,000	5%	\$2,000
Total Miscellaneous Income:	\$692,026	\$667,000	\$264,200	\$712,000	6.7%	\$45,000
Total Revenue Source:	\$831,381	\$811,900	\$408,600	\$892,400	9.9%	\$80,500

Expenditures by Expense Type

Name	FY2022 YTD Actual	FY2023 Budget: Amended	FY2023 Projected	9-28-23 Latest Version (Pollock Aquatic Ctr)	FY2023 Budget: Amended vs. 9- 28-23 Latest Version (Pollock Aquatic Ctr) (% Change)	FY2023 Budget: Amended vs. 9- 28-23 Latest Version (Pollock Aquatic Ctr) (\$ Change)
Expense Objects						
Personnel Services						
6103 - REGULAR PAY - TEMP EMPLOYEE	\$63,619	\$73,800	\$73,800	\$73,800	0%	\$0
6104 - OVERTIME PAY	\$254	\$0	\$0	\$0	0%	\$0
6249 - MISCELLANEOUS PAY	\$0	\$0	\$0	\$3,200	N/A	\$3,200
6302 - FICA - EMPLOYERS SHARE	\$4,886	\$5,700	\$5,700	\$5,646	-0.9%	-\$54
6308 - DENTAL	\$0	\$0	\$0	\$49	N/A	\$49
Total Personnel Services:	\$68,760	\$79,500	\$79,500	\$82,695	4%	\$3,195
Operating						
6411 - ADVERTISING/POSTAGE/PRINTING	\$1,259	\$1,600	\$1,600	\$1,600	0%	\$0
6412 - CONTRACTUAL AGREEMENT PYMNTS	\$7,523	\$0	\$8,000	\$8,000	N/A	\$8,000
6413 - CONTRACTUAL EMPLOYMENT	\$150,085	\$145,000	\$153,000	\$155,000	6.9%	\$10,000
6415 - SUBSCRIPTION/LICENSING CNRCTS	\$8,433	\$8,000	\$9,500	\$9,500	18.8%	\$1,500
6416 - PREVENTATIVE MNTC CONTRACTS	\$3,349	\$6,000	\$1,800	\$1,800	-70%	-\$4,200
6417 - 3RD PARTY CONTRACTED SERVICE	\$11,034	\$15,000	\$20,000	\$20,000	33.3%	\$5,000
6418 - UNIFORM LAUNDRY/RUGS/CLEANING	\$6,369	\$9,500	\$9,500	\$9,900	4.2%	\$400
6421 - EMPLOYEE TRAINING/DEVELOPMENT	\$2,058	\$1,600	\$2,000	\$2,000	25%	\$400
6422 - PRFSL LICENSE/MEMBERSHIP/BOND	\$159	\$100	\$200	\$200	100%	\$100
6423 - EMPLOYEE ALLOWANCE/REIMBRSMNT	\$640	\$800	\$100	\$200	-75%	-\$600
6441 - RENTAL EXPENSE	\$1,035	\$300	\$600	\$600	100%	\$300
6450 - INSURANCE EXPENSE	\$7,600	\$8,700	\$9,200	\$9,700	11.5%	\$1,000
6451 - WORKERS COMPENSATION	\$1,800	\$1,900	\$1,900	\$1,900	0%	\$0
6452 - LICENSE & PERMITS	\$1,505	\$1,600	\$1,600	\$1,600	0%	\$0
6454 - TELEPHONE / INTERNET SERVC	\$1,848	\$2,800	\$1,700	\$2,000	-28.6%	-\$800
6455 - UTILITY EXPENSE	\$72,076	\$73,700	\$73,700	\$78,000	5.8%	\$4,300
6465 - BANK FEES	\$90	\$5,000	\$5,000	\$5,000	0%	\$0
6520 - OFFICE SUPPLIES	\$3,089	\$1,500	\$1,500	\$1,500	0%	\$0
6522 - CONCESSIONS	\$42,391	\$48,000	\$52,000	\$52,000	8.3%	\$4,000
6529 - NON-INV - SUPPLIES	\$26,746	\$30,000	\$35,000	\$30,000	0%	\$0
6539 - NON INVENTORY REPAIR PARTS	\$1,254	\$7,000	\$7,000	\$7,000	0%	\$0

Name	FY2022 YTD Actual	FY2023 Budget: Amended	FY2023 Projected	9-28-23 Latest Version (Pollock Aquatic Ctr)	FY2023 Budget: Amended vs. 9- 28-23 Latest Version (Pollock Aquatic Ctr) (% Change)	FY2023 Budget: Amended vs. 9- 28-23 Latest Version (Pollock Aquatic Ctr) (\$ Change)
6550 - MINOR EQUIPMENT	\$9,208	\$8,500	\$3,900	\$31,200	267.1%	\$22,700
Total Operating:	\$359,550	\$376,600	\$398,800	\$428,700	13.8%	\$52,100
Capital Outlay						
7204 - MACHINERY & EQUIPMENT	\$23,542	\$9,000	\$0	\$0	-100%	-\$9,000
7214 - BUILDINGS & BUILDING IMPRVMTS	\$280,682	\$868,561	\$96,000	\$370,000	-57.4%	-\$498,561
Total Capital Outlay:	\$304,224	\$877,561	\$96,000	\$370,000	-57.8%	-\$507,561
Total Expense Objects:	\$732,534	\$1,333,661	\$574,300	\$881,395	-33.9%	-\$452,266



Neighborhood Improvement Loan Program 0301-0740

Department: Community Development Department
Fund Type: Special Revenue,
Non-Major Fund
Contact Person: Kelly Nieforth,
Director of Community Development

Mission Statement

Expend federal Housing and Urban Development (HUD) Department HOME funds for low-income housing in the City.

Strategic Plan Goals

- *Explore Options for Promoting Housing Stability Related to Homelessness
- *Leverage City funds and Incentives to Encourage Private Investment in Neighborhoods

2023 Accomplishments

- *Marketed available funds to developers

2024 Goals

- *Continue to market available funds to developers

Expenditures by Expense Type

Name	FY2022 YTD Actual	FY2023 Budget: Amended	FY2023 Projected	9-28-23 Latest Version (Neighborhood Improv Loan Prog)	FY2023 Budget: Amended vs. 9- 28-23 Latest Version (Neighborhood Improv Loan Prog) (% Change)	FY2023 Budget: Amended vs. 9- 28-23 Latest Version (Neighborhood Improv Loan Prog) (\$ Change)
Expense Objects						
Operating						
6401 - PS - ENGINEER/SURVEY/APPRAISAL	\$0	\$218,100	\$0	\$218,100	0%	\$0
Total Operating:	\$0	\$218,100	\$0	\$218,100	0%	\$0
Total Expense Objects:	\$0	\$218,100	\$0	\$218,100	0%	\$0

Budgeted Expenditures by Function

Name	FY2022 YTD Actual	FY2023 Budget: Amended	FY2023 Projected	9-28-23 Latest Version (Neighborhood Improv Loan Prog)	FY2023 Budget: Amended vs. 9-28-23 Latest Version (Neighborhood Improv Loan Prog) (\$ Change)	FY2023 Budget: Amended vs. 9-28-23 Latest Version (Neighborhood Improv Loan Prog) (% Change)
Expenditures						
Special Revenue Funds						
Comm Dev Department						
Community Development						
No Project						
Operating						
PS - ENGINEER/SURVEY/APPRAISAL	\$0	\$218,100	\$0	\$218,100	\$0	0%
Total Operating:	\$0	\$218,100	\$0	\$218,100	\$0	0%
Total No Project:	\$0	\$218,100	\$0	\$218,100	\$0	0%
Total Community Development:	\$0	\$218,100	\$0	\$218,100	\$0	0%
Total Comm Dev Department:	\$0	\$218,100	\$0	\$218,100	\$0	0%
Total Special Revenue Funds:	\$0	\$218,100	\$0	\$218,100	\$0	0%
Total Expenditures:	\$0	\$218,100	\$0	\$218,100	\$0	0%



Mission Statement

Strengthen neighborhoods throughout the community for the benefit of all residents and income levels by concentrating resource delivery into program neighborhoods to achieve revitalization and improvement. Funds expended through this program will be done in association with adopted neighborhood plans or to support Healthy Neighborhoods in Oshkosh.

Strategic Plan Goals

- *Enhance and promote a culture of the neighborhood
- *Leverage city resources and incentives to encourage private investment in neighborhoods
- *Build awareness of neighborhood development and redevelopment in specific neighborhoods
- *Expand city inter-departmental teams for planning and completing neighborhood projects
- *Promote social connectedness

2023 Accomplishments

- *Began implementation of Congress Field neighborhood plan
- *Partnered with Habitat for Humanity and GO-HNI to bring "Rock the Block" to the Menominee South
- *Creation of Historic 6th Ward Neighborhood Association and revitalization of the Sacred Heart Neighborhood Association

2024 Goals

- *Continue to administer the Great Neighborhoods program
- *Continue to provide technical assistance to GO-HNI to support the creation and maintenance of neighborhood associations
- *Continue partnership with Habitat for Humanity and GO-HNI for the "Rock the Block" event
- *Continue developing neighborhood planning documents

Personnel Positions

Healthy Neighborhood Initiatives (0302-0740)

PERSONNEL POSITIONS			
Position Title	Current Budgeted Employees	Current Actual Employees	2024 Proposed Employees
Marketing Dev. Fund Coordinator	0.25	0.21	0.21
TOTAL PERSONNEL	0.25	0.21	0.21

Revenues by Source

Name	FY2022 YTD Actual	FY2023 Budget: Amended	FY2023 Projected	9-28-23 Latest Version (Healthy Neighborhood Initiative)	FY2023 Budget: Amended vs. 9- 28-23 Latest Version (Healthy Neighborhood Initiative) (% Change)	FY2023 Budget: Amended vs. 9- 28-23 Latest Version (Healthy Neighborhood Initiative) (\$ Change)
Revenue Source						
Miscellaneous Income						
4908 - INTEREST- OTHER INVESTMENTS	\$835	\$0	\$0	\$0	N/A	\$0
4956 - DEFERRED LOAN REIMB	\$87,368	\$60,000	\$60,000	\$60,000	N/A	-\$60,000
Total Miscellaneous Income:	\$88,203	\$60,000	\$60,000	\$60,000	N/A	-\$60,000
Total Revenue Source:	\$88,203	\$60,000	\$60,000	\$60,000	N/A	-\$60,000

Expenditures by Expense Type

Name	FY2022 YTD Actual	FY2023 Budget: Amended	FY2023 Projected	9-28-23 Latest Version (Healthy Neighborhood Initiative)	FY2023 Budget: Amended vs. 9- 28-23 Latest Version (Healthy Neighborhood Initiative) (% Change)	FY2023 Budget: Amended vs. 9- 28-23 Latest Version (Healthy Neighborhood Initiative) (\$ Change)
Expense Objects						
Personnel Services						
6102 - REGULAR PAY	\$36,705	\$40,600	\$14,000	\$27,243	-32.9%	-\$13,357
6249 - MISCELLANEOUS PAY	\$0	\$0	\$0	\$1,365	N/A	\$1,365
6302 - FICA - EMPLOYERS SHARE	\$2,753	\$2,900	\$900	\$1,035	-64.3%	-\$1,865
6304 - WISCONSIN RETIREMENT FUND	\$2,390	\$2,700	\$2,700	\$934	-65.4%	-\$1,766
6306 - HEALTH INSURANCE	\$3,659	\$3,600	\$3,600	\$4,170	15.8%	\$570
6308 - DENTAL	\$149	\$200	\$200	\$149	-25.3%	-\$51
6310 - LIFE INSURANCE	\$116	\$200	\$200	\$36	-82%	-\$164
Total Personnel Services:	\$45,772	\$50,200	\$21,600	\$34,932	-30.4%	-\$15,268
Operating						
6401 - PS - ENGINEER/SURVEY/APPRaisal	\$98,566	\$0	\$0	\$0	0%	\$0
6404 - PS - MISC CONSULTING / STUDIES	\$980	\$0	\$0	\$0	0%	\$0
6412 - CONTRACTUAL AGREEMENT PYMNTS	\$379,827	\$1,076,000	\$897,500	\$641,000	-40.4%	-\$435,000
6415 - SUBSCRIPTION/LICENSING CNTRCTS	\$522	\$500	\$500	\$0	-100%	-\$500
6431 - ADMIN / ENGINEERING FEE	\$0	\$99,500	\$99,500	\$22,757	-77.1%	-\$76,743
Total Operating:	\$479,895	\$1,176,000	\$997,500	\$663,757	-43.6%	-\$512,243
Total Expense Objects:	\$525,667	\$1,226,200	\$1,019,100	\$698,689	-43%	-\$527,511



Community Development Block Grant 0303-0740

Department: Community Development Department
Fund Type: Special Revenue,
Non-Major Fund
Contact Person: Kelly Nieforth,
Director of Community Development

Mission Statement

The Community Development Block Grant (CDBG) Fund is used to help low & moderate income residents by improving housing conditions and neighborhoods, providing social services, and eliminating blight. The CDBG program is funded with Federal dollars based on an appropriation approved by Congress. The funds are used to assist income eligible homebuyers with down payment assistance, housing rehabilitation loans, property acquisition, and demolition for redevelopment sites. CDBG Public Service dollars are coordinated with United Way and Oshkosh Area Community Foundation to fund social service agencies that provide services to low and moderate income households.

Strategic Plan Goals

- *Support redevelopment opportunities throughout the city
- *Explore options for promoting housing stability related to homelessness

2023 Accomplishments

- *Provided funding resources for affordable housing to target populations
- *Eliminated slum and blight conditions in designated areas
- *Supported local public service agencies that provide services to targeted populations

2024 Goals

- *Continue to provide funding resources for affordable housing to target populations
- *Continue to eliminate slum and blight conditions in designated areas
- *Continue to support local public services agencies servicing targeted populations

Revenues by Source

Name	FY2022 YTD Actual	FY2023 Budget: Amended	FY2023 Projected	9-28-23 Latest Version (Community Devlp Block Grant)	FY2023 Budget: Amended vs. 9-28-23 Latest Version (Community Devlp Block Grant) (% Change)	FY2023 Budget: Amended vs. 9-28-23 Latest Version (Community Devlp Block Grant) (\$ Change)
Revenue Source						
Intergovernmental						
4204 - FEDERAL AID-CDBG	\$747,736	\$812,300	\$812,300	\$807,095	-0.6%	-\$5,205
Total Intergovernmental:	\$747,736	\$812,300	\$812,300	\$807,095	-0.6%	-\$5,205
Total Revenue Source:	\$747,736	\$812,300	\$812,300	\$807,095	-0.6%	-\$5,205

Expenditures by Expense Type

Name	FY2022 YTD Actual	FY2023 Budget: Amended	FY2023 Projected	9-28-23 Latest Version (Community Devlp Block Grant)	FY2023 Budget: Amended vs. 9- 28-23 Latest Version (Community Devlp Block Grant) (% Change)	FY2023 Budget: Amended vs. 9- 28-23 Latest Version (Community Devlp Block Grant) (\$ Change)
Expense Objects						
Operating						
6411 - ADVERTISING/POSTAGE/PRINTING	\$0	\$2,500	\$2,500	\$0	-100%	-\$2,500
6412 - CONTRACTUAL AGREEMENT PYMNTS	\$625,784	\$1,429,000	\$679,960	\$251,791	-82.4%	-\$1,177,209
6417 - 3RD PARTY CONTRACTED SERVICE	\$9,535	\$21,959	\$21,959	\$21,959	0%	\$0
6421 - EMPLOYEE TRAINING/DEVELOPMENT	\$0	\$202,900	\$0	\$0	-100%	-\$202,900
6431 - ADMIN / ENGINEERING FEE	\$225,382	\$22,475	\$95,792	\$105,172	368%	\$82,697
7470 - TSF TO OTHER	\$53,173	\$1,500,000	\$0	\$0	-100%	-\$1,500,000
Total Operating:	\$913,874	\$3,178,833	\$800,211	\$378,922	-88.1%	-\$2,799,912
Total Expense Objects:	\$913,874	\$3,178,833	\$800,211	\$378,922	-88.1%	-\$2,799,912



Local Econ Dev - GO EDC Loan Program 0304-0740

Department: Community Development Department
Fund Type: Special Revenue,
Non-Major Fund
Contact Person: Kelly Nieforth,
Director of Community Development

Strategic Plan Goals

*Continue to support business retention and expansion, attraction, and entrepreneurship

2023 Accomplishments

*Overall \$1,000,000 of RLF funds have been loaned out to businesses

2024 Goals

*Continue to gauge the effectiveness of the program and make changes to meet the market needs

*Market the funding programs to businesses in the City

Revenues by Source

Name	FY2022 YTD Actual	FY2023 Budget: Amended	FY2023 Projected	9-28-23 Latest Version (Local Ec Dev - Go Edc Loan Pro)	FY2023 Budget: Amended vs. 9- 28-23 Latest Version (Local Ec Dev - Go Edc Loan Pro) (% Change)	FY2023 Budget: Amended vs. 9- 28-23 Latest Version (Local Ec Dev - Go Edc Loan Pro) (\$ Change)
Revenue Source						
Miscellaneous Income						
4907 - INTEREST - ACCOUNTS RECEIVABLE						
INTEREST REV - RLF	\$42,617	\$0	\$0	\$0	0%	\$0
INTEREST REV - CAP CATAL #1	\$10,164	\$0	\$0	\$0	0%	\$0
INTEREST REV - CAP CATALYST #2	\$6,501	\$0	\$0	\$0	0%	\$0
INTEREST A/R - COVID- 19 RLF	\$6,837	\$0	\$0	\$0	0%	\$0
Total 4907 - INTEREST - ACCOUNTS RECEIVABLE:	\$66,118	\$0	\$0	\$0	0%	\$0
4956 - DEFERRED LOAN REIMB						
DEF LOAN REIMB - RLF	\$181,190	\$200,000	\$0	\$0	-100%	-\$200,000
DEFERRED LOAN REIMB - COVID	\$85,000	\$0	\$0	\$0	0%	\$0
Total 4956 - DEFERRED LOAN REIMB:	\$266,190	\$200,000	\$0	\$0	-100%	-\$200,000
Total Miscellaneous Income:	\$332,308	\$200,000	\$0	\$0	-100%	-\$200,000
Total Revenue Source:	\$332,308	\$200,000	\$0	\$0	-100%	-\$200,000

Expenditures by Expense Type

Name	FY2022 YTD Actual	FY2023 Budget: Amended	FY2023 Projected	9-28-23 Latest Version (Local Ec Dev - Go Edc Loan Pro)	FY2023 Budget: Amended vs. 9- 28-23 Latest Version (Local Ec Dev - Go Edc Loan Pro) (% Change)	FY2023 Budget: Amended vs. 9- 28-23 Latest Version (Local Ec Dev - Go Edc Loan Pro) (\$ Change)
Expense Objects						
Operating						
6412 - CONTRACTUAL AGREEMENT PYMNTS	\$250,000	\$450,000	\$450,000	\$450,000	0%	\$0
Total Operating:	\$250,000	\$450,000	\$450,000	\$450,000	0%	\$0
Total Expense Objects:	\$250,000	\$450,000	\$450,000	\$450,000	0%	\$0



Senior Center Fund 0307-0760

Department: Parks Department
Fund Type: Special Revenue,
Non-Major Fund
Contact Person: Jean Wollerman,
Senior Services Manager

Mission Statement

The purpose of this fund is for facility related expenses.

2023 Accomplishments

*Purchased wall panels for Ascension Rehabilitation rental space

2024 Goals

*To install the hearing loop into the Oasis Room

Expenditures by Expense Type

Name	FY2022 YTD Actual	FY2023 Budget: Amended	FY2023 Projected	9-28-23 Latest Version (Senior Center)	FY2023 Budget: Amended vs. 9-28-23 Latest Version (Senior Center) (% Change)	FY2023 Budget: Amended vs. 9-28-23 Latest Version (Senior Center) (\$ Change)
Expense Objects						
Operating						
6529 - NON-INV - SUPPLIES	\$0	\$0	\$0	\$3,000	N/A	\$3,000
Total Operating:	\$0	\$0	\$0	\$3,000	N/A	\$3,000
Capital Outlay						
7214 - BUILDINGS & BUILDING IMPRVMTS	\$6,750	\$0	\$0	\$0	0%	\$0
Total Capital Outlay:	\$6,750	\$0	\$0	\$0	0%	\$0
Total Expense Objects:	\$6,750	\$0	\$0	\$3,000	N/A	\$3,000



Mission Statement

This budget allows Facilities Maintenance to coordinate oversight of the Grand Opera House building, grounds, and facility needs.

Strategic Plan Goals

Improve and Maintain our Infrastructure:

*Improve our City Facilities

1. Implement the recommendations of the Facility Plan
2. Continue annual Roofing/HVAC prioritization, maintenance, replacement
3. Continue implementation of energy efficiency upgrades

*Update and Improve our City Equipment

1. Continue implementation of long-range equipment replacement plans/strategies
2. Incorporate recommendations for equipment replacement in CIP

2023 Accomplishments

*Coordinated installation of vertical lift replacement in front lobby

*Continued progress meetings of emergency generator replacement project

*Completed updates and projects recommended from ADA Transition Plan

*Performed maintenance and repairs of the facility per City/Grand Foundation lease agreement

2024 Goals

*Initiate planning/specifications for approved 2024 CIP projects for the facility

*Continue to address maintenance and repairs issues per City/Grand Foundation lease agreement

Revenues by Source

Name	FY2022 YTD Actual	FY2023 Budget: Amended	FY2023 Projected	9-28-23 Latest Version (Grand Opera House Fund)	FY2023 Budget: Amended vs. 9-28- 23 Latest Version (Grand Opera House Fund) (% Change)	FY2023 Budget: Amended vs. 9-28- 23 Latest Version (Grand Opera House Fund) (\$ Change)
Revenue Source						
Taxes and Special Assessments						
4102 - GENERAL PROPERTY TAX-CITY	\$0	\$0	\$0	\$36,900	N/A	\$36,900
Total Taxes and Special Assessments:	\$0	\$0	\$0	\$36,900	N/A	\$36,900
Miscellaneous Income						
4972 - MISCELLANEOUS REVENUE	\$1	\$0	\$0	\$0	0%	\$0
Total Miscellaneous Income:	\$1	\$0	\$0	\$0	0%	\$0
Other Financing						
5302 - PROCEEDS FROM SALE OF BONDS	\$0	\$0	\$140,000	\$0	0%	\$0
Total Other Financing:	\$0	\$0	\$140,000	\$0	0%	\$0
Total Revenue Source:	\$1	\$0	\$140,000	\$36,900	N/A	\$36,900

Expenditures by Expense Type

Name	FY2022 YTD Actual	FY2023 Budget: Amended	FY2023 Projected	9-28-23 Latest Version (Grand Opera House Fund)	FY2023 Budget: Amended vs. 9- 28-23 Latest Version (Grand Opera House Fund) (% Change)	FY2023 Budget: Amended vs. 9-28- 23 Latest Version (Grand Opera House Fund) (\$ Change)
Expense Objects						
Operating						
6416 - PREVENTATIVE MNTC CONTRACTS	\$8,787	\$15,688	\$10,000	\$10,000	-36.3%	-\$5,687
6417 - 3RD PARTY CONTRACTED SERVICE	\$10,801	\$5,000	\$10,000	\$10,000	100%	\$5,000
6450 - INSURANCE EXPENSE	\$11,600	\$12,700	\$12,700	\$14,800	16.5%	\$2,100
6452 - LICENSE & PERMITS	\$0	\$400	\$400	\$400	0%	\$0
6529 - NON-INV - SUPPLIES	\$558	\$1,700	\$1,700	\$1,700	0%	\$0
Total Operating:	\$31,746	\$35,488	\$34,800	\$36,900	4%	\$1,413
Capital Outlay						
7204 - MACHINERY & EQUIPMENT	\$7,405	\$0	\$0	\$0	0%	\$0
7214 - BUILDINGS & BUILDING IMPRVMTS	\$49,989	\$0	\$0	\$0	0%	\$0
Total Capital Outlay:	\$57,394	\$0	\$0	\$0	0%	\$0
Total Expense Objects:	\$89,140	\$35,488	\$34,800	\$36,900	4%	\$1,413



Oshkosh Convention Center 0503-1040

Department: Administrative Services Department
Fund Type: Enterprise Fund,
Non-Major Fund
Category: Redevelopment
Contact Person: Jon Urben,
General Services Manager

Mission Statement

This fund is used to collect and distribute the Hotel/Motel Tax. In addition, this fund allows Facilities Maintenance to coordinate oversight of the Convention Center building & grounds. The Special Events coordinator expenses are paid from this fund.

Strategic Plan Goals

Improve and Maintain our Infrastructure:

*Improve our City Facilities-

1. Implement recommendations of Facility Plan
2. Continue annual Roofing/HVAC prioritization, maintenance, replacement
3. Continue implementation of energy efficiency upgrades

*Update and Improve our City Equipment-

1. Continue implementation of long-range equipment replacement plans/strategies
2. Incorporate recommendations for equipment replacement in CIP

2023 Accomplishments

- *Completed replacement of energy efficient main ballroom air handler units
- *Completed replacement of exterior electronic messaging sign
- *Began elevator modernization project
- *Completed updates and projects recommended from ADA Transition Plan

2024 Goals

- *Complete elevator modernization project
- *Work with operator staff to implement security enhancements as recommended by Police Department
- *Initiate planning/specifications for approved 2024 CIP projects for the facility

Personnel Positions

Oshkosh Convention Center (0503-1040)

PERSONNEL POSITIONS			
Position Title	Current Budgeted Employees	Current Actual Employees	2024 Proposed Employees
Special Event Coordinator	1.00	1.00	1.00
TOTAL PERSONNEL	1.00	1.00	1.00

Revenues by Source

Name	FY2022 YTD Actual	FY2023 Budget: Amended	FY2023 Projected	9-28-23 Latest Version (Oshkosh Convention Centre)	FY2023 Budget: Amended vs. 9-28-23 Latest Version (Oshkosh Convention Centre) (% Change)	FY2023 Budget: Amended vs. 9-28-23 Latest Version (Oshkosh Convention Centre) (\$ Change)
Revenue Source						
Miscellaneous Income						
4738 - SPEC EVENT APPLICATION FEE	\$1,796	\$2,100	\$2,100	\$2,100	0%	\$0
4783 - HOTEL/MOTEL TAX	\$2,337,753	\$1,990,000	\$2,425,000	\$2,425,000	21.9%	\$435,000
4792 - MISC SERVICE REVENUES	\$48,225	\$38,000	\$38,000	\$38,000	0%	\$0
4972 - MISCELLANEOUS REVENUE	\$28,417	\$0	\$0	\$0	0%	\$0
Total Miscellaneous Income:	\$2,416,191	\$2,030,100	\$2,465,100	\$2,465,100	21.4%	\$435,000
Other Financing						
5351 - AMORTIZATION OF CDBG GRANTS	\$50,870	\$50,800	\$50,800	\$50,800	0%	\$0
Total Other Financing:	\$50,870	\$50,800	\$50,800	\$50,800	0%	\$0
Total Revenue Source:	\$2,467,061	\$2,080,900	\$2,515,900	\$2,515,900	20.9%	\$435,000

Expenditures by Expense Type

Name	FY2022 YTD Actual	FY2023 Budget: Amended	FY2023 Projected	9-28-23 Latest Version (Oshkosh Convention Centre)	FY2023 Budget: Amended vs. 9-28-23 Latest Version (Oshkosh Convention Centre) (% Change)	FY2023 Budget: Amended vs. 9-28-23 Latest Version (Oshkosh Convention Centre) (\$ Change)
Expense Objects						
Personnel Services						
6102 - REGULAR PAY	\$64,305	\$64,700	\$67,800	\$67,724	4.7%	\$3,024
6249 - MISCELLANEOUS PAY	\$0	\$0	\$0	\$5,027	N/A	\$5,027
6302 - FICA - EMPLOYERS SHARE	\$4,448	\$4,700	\$4,700	\$5,181	10.2%	\$481
6304 - WISCONSIN RETIREMENT FUND	\$4,187	\$4,400	\$4,400	\$4,673	6.2%	\$273
6306 - HEALTH INSURANCE	\$22,100	\$21,900	\$25,200	\$25,185	15%	\$3,285
6307 - HEALTH INSURANCE ADMIN FEE	\$800	\$0	\$0	\$0	0%	\$0
6308 - DENTAL	\$1,358	\$1,400	\$1,400	\$1,365	-2.5%	-\$35
6310 - LIFE INSURANCE	\$72	\$70	\$70	\$179	155.7%	\$109
6360 - GASB 74 75 OPEB EXPENSE	\$1,390	\$0	\$0	\$0	0%	\$0
Total Personnel Services:	\$98,660	\$97,170	\$103,570	\$109,334	12.5%	\$12,164
Operating						
6412 - CONTRACTUAL AGREEMENT PYMNTS	\$1,582,155	\$1,573,500	\$1,655,000	\$1,659,000	5.4%	\$85,500
6413 - CONTRACTUAL EMPLOYMENT	\$0	\$40,000	\$40,000	\$40,000	0%	\$0
6415 - SUBSCRIPTION/LICENSING CNTRCTS	\$4,537	\$0	\$800	\$800	N/A	\$800
6416 - PREVENTATIVE MNTC CONTRACTS	\$18,642	\$20,000	\$20,000	\$20,000	0%	\$0
6417 - 3RD PARTY CONTRACTED SERVICE	\$24,759	\$20,000	\$20,000	\$30,000	50%	\$10,000
6421 - EMPLOYEE TRAINING/DEVELOPMENT	\$1,155	\$3,200	\$2,600	\$3,200	0%	\$0
6422 - PRFSL LICENSE/MEMBERSHIP/BOND	\$701	\$800	\$900	\$900	12.5%	\$100
6450 - INSURANCE EXPENSE	\$15,200	\$17,000	\$17,000	\$19,200	12.9%	\$2,200
6454 - TELEPHONE / INTERNET SERVC	\$2,879	\$3,800	\$4,100	\$4,300	13.2%	\$500
6455 - UTILITY EXPENSE	\$11,013	\$12,500	\$12,500	\$13,100	4.8%	\$600
6520 - OFFICE SUPPLIES	\$196	\$1,100	\$1,000	\$1,100	0%	\$0
6529 - NON-INV - SUPPLIES	\$2,413	\$3,000	\$10,000	\$6,000	100%	\$3,000
6539 - NON INVENTORY REPAIR PARTS	\$925	\$0	\$0	\$0	0%	\$0
6550 - MINOR EQUIPMENT	\$9,401	\$0	\$3,000	\$3,000	N/A	\$3,000
6612 - DEPRECIATION	\$181,467	\$165,000	\$165,000	\$165,000	0%	\$0

Name	FY2022 YTD Actual	FY2023 Budget: Amended	FY2023 Projected	9-28-23 Latest Version (Oshkosh Convention Centre)	FY2023 Budget: Amended vs. 9-28-23 Latest Version (Oshkosh Convention Centre) (% Change)	FY2023 Budget: Amended vs. 9-28-23 Latest Version (Oshkosh Convention Centre) (\$ Change)
6702 - PRINCIPAL-BONDS	\$0	\$194,100	\$194,100	\$203,000	4.6%	\$8,900
6721 - INTEREST EXPENSE	\$39,619	\$47,800	\$47,800	\$40,000	-16.3%	-\$7,800
Total Operating:	\$1,895,063	\$2,101,800	\$2,193,800	\$2,208,600	5.1%	\$106,800
Capital Outlay						
7204 - MACHINERY & EQUIPMENT	\$0	\$17,914	\$17,914	\$17,914	0%	\$0
7214 - BUILDINGS & BUILDING IMPRVMTS	\$0	\$308,400	\$308,400	\$0	-100%	-\$308,400
Total Capital Outlay:	\$0	\$326,314	\$326,314	\$17,914	-94.5%	-\$308,400
Total Expense Objects:	\$1,993,723	\$2,525,284	\$2,623,684	\$2,335,848	-7.5%	-\$189,436



Convention Center Parking Ramp 0506-1040

Department: Administrative Services Department
Fund Type: Enterprise Fund,
Non-Major Fund
Category: Redevelopment
Contact Person: Jon Urben,
General Services Manager

Mission Statement

This budget is used to collect parking ramp fees to offset ramp utility costs, repairs, equipment replacement, and major maintenance. Facilities Maintenance coordinates oversight of this budget.

Strategic Plan Goals

Improve and Maintain our Infrastructure:

*Improve our City Facilities

1. Implement recommendations of Facility Plan
2. Continue annual Roofing/HVAC prioritization, maintenance, replacement
3. Continue implementation of energy efficiency upgrades

*Update and Improve our City Equipment

1. Continue implementation of long-range equipment replacement plans/strategies
2. Incorporate recommendations for equipment replacement in CIP

2023 Accomplishments

*Coordinated bid for ramp maintenance including repairs of curbs, asphalt, column wraps, hand railings and joint sealant installation

*Worked with Street Department to repair ground level asphalt adjacent due to failing base course

*Performed maintenance and repairs of the facility per City/Hotel Operator's lease agreement

2024 Goals

*Review identified 2024 planned repairs/maintenance recommendations from engineering consultant WGI's 10 year Maintenance Plan for parking ramp

*Continue to address maintenance issues per City/Hotel Operators Lease Agreement.

Revenues by Source

Name	FY2022 YTD Actual	FY2023 Budget: Amended	FY2023 Projected	9-28-23 Latest Version (Parking Ramp Fund)	FY2023 Budget: Amended vs. 9-28-23 Latest Version (Parking Ramp Fund) (% Change)	FY2023 Budget: Amended vs. 9-28-23 Latest Version (Parking Ramp Fund) (\$ Change)
Revenue Source						
Miscellaneous Income						
4792 - MISC SERVICE REVENUES	\$107,992	\$85,000	\$110,000	\$110,000	29.4%	\$25,000
Total Miscellaneous Income:	\$107,992	\$85,000	\$110,000	\$110,000	29.4%	\$25,000
Total Revenue Source:	\$107,992	\$85,000	\$110,000	\$110,000	29.4%	\$25,000

Expenditures by Expense Type

Name	FY2022 YTD Actual	FY2023 Budget: Amended	FY2023 Projected	9-28-23 Latest Version (Parking Ramp Fund)	FY2023 Budget: Amended vs. 9-28- 23 Latest Version (Parking Ramp Fund) (% Change)	FY2023 Budget: Amended vs. 9-28- 23 Latest Version (Parking Ramp Fund) (\$ Change)
Expense Objects						
Operating						
6416 - PREVENTATIVE MNTC CONTRACTS	\$5,805	\$6,000	\$6,000	\$6,000	0%	\$0
6450 - INSURANCE EXPENSE	\$4,400	\$5,000	\$5,000	\$5,500	10%	\$500
6454 - TELEPHONE / INTERNET SERVC	\$202	\$300	\$300	\$300	0%	\$0
6455 - UTILITY EXPENSE	\$7,456	\$9,500	\$9,500	\$10,000	5.3%	\$500
6529 - NON-INV - SUPPLIES	\$1,243	\$200	\$200	\$200	0%	\$0
Total Operating:	\$19,106	\$21,000	\$21,000	\$22,000	4.8%	\$1,000
Capital Outlay						
7214 - BUILDINGS & BUILDING IMPRVMTS	\$6,000	\$300,000	\$50,000	\$300,000	0%	\$0
Total Capital Outlay:	\$6,000	\$300,000	\$50,000	\$300,000	0%	\$0
Total Expense Objects:	\$25,106	\$321,000	\$71,000	\$322,000	0.3%	\$1,000

City of Oshkosh TID Summary

TID #	Name	Termination Date	Projected Fund Balance	Projected Fund Balance
			12/31/2023	at Termination
12	Division Street	4/24/2024	873,808	862,898
13	Marion Road/Pearl Ave.	9/22/2025	(512,823)	267,529
14	Mercy Medical	6/13/2027	1,404,156	4,362,888
15	Park Plaza	1/9/2028	3,091,706	3,528,905
16	100 Block Redevelopment	5/22/2028	610,858	1,364,661
17	City Centre	9/25/2028	776,914	739,523
18	SW Industrial #3	7/9/2029	(124,938)	2,825,605
19	NW Industrial Expansion	5/13/2026	904,676	1,733,340
20	South Side Fox River	7/12/2032	2,843,102	606,791
21	Fox River Corridor	2/14/2033	523,609	3,344,913
23	SW Industrial Park	6/9/2029	(2,553,342)	(4,331,062)
24	Oshkosh Corp.	2/23/2037	6,208	3,462,219
25	City Center Hotel	5/22/2039	(202,937)	1,064,947
26	Aviation Business Park	2/26/2033	(3,602,924)	(3,191,895)
27	North Main Street	7/8/2034	(907,293)	1,014,186
28	Beach Bldg. Redevelopment	6/14/2043	35,277	376,216
29	Morgan District	7/12/2043	27,748	289,220
30	Washington Building	8/23/2043	52,231	705,206
31	Buckstaff Redevelopment	2/28/2045	74,575	6,715,994
32	Granary Development	5/23/2044	5,689	31,999
33	Lamico Redevelopment	7/11/2044	783,892	4,379,570
34	Oshkosh Corp. Global HQ	1/23/2039	(17,790)	7,062,652
35	Oshkosh Ave. Corridor	1/23/2046	1,485,827	10,743,942
36	Merge Redevelopment Project	6/11/2046	(65,467)	(1,544,701)
37	Aviation Plaza Redevelopment	7/23/2046	49,553	2,409,781
38	Pioneer Redevelopment	9/24/2046	638	249,096
39	Cabrini School Redevelopment	1/14/2048	(5,228)	151,970
40	Miles Kimball Redevelopment	2/9/2049	(43,299)	2,208,879
41	Smith School Redevelopment	10/12/2050	(10,929)	765,578
42	Morgan Crossing Phase II	4/26/2044	(2,975)	
43	Mill on Main	6/28/2044	(27,790)	
			\$ 5,472,733	\$ 52,200,849



Special Assessments Improvement Fund 0317-0410

Department: Finance Department
Fund Type: Capital Project Fund,
Major Fund
Contact Person: Russ Van Gompel,
Director of Finance

Personnel Positions

Special Assessments (0317-0410)

PERSONNEL POSITIONS			
Position Title	Current Budgeted Employees	Current Actual Employees	2024 Proposed Employees
Financial Specialist	1.00	1.00	1.00
Facilities Project Coordinator	1.00	1.00	1.00
TOTAL PERSONNEL	2.00	2.00	2.00

Revenues by Source

Name	FY2022 YTD Actual	FY2023 Budget: Amended	FY2023 Projected	9-28-23 Latest Version (Special Assessment Improvement)	FY2023 Budget: Amended vs. 9-28-23 Latest Version (Special Assessment Improvement) (% Change)	FY2023 Budget: Amended vs. 9-28-23 Latest Version (Special Assessment Improvement) (\$ Change)
Revenue Source						
Taxes and Special Assessments						
4157 - SPEC ASSESS PLUMBING BOND	\$1,192	\$2,500	\$2,500	\$2,500	0%	\$0
4158 - SPEC ASSESS SEWER BOND	\$530,343	\$324,800	\$324,800	\$324,800	0%	\$0
4159 - SPEC ASSESS SIDEWALK BOND	\$1,522,014	\$1,200,000	\$1,200,000	\$1,200,000	0%	\$0
4160 - SPEC ASSESS STORM SEWER BOND	\$234,273	\$120,000	\$120,000	\$120,000	0%	\$0
4161 - SPEC ASSESS STREET & OVRLY	\$3,237,450	\$1,737,000	\$1,737,000	\$1,737,000	0%	\$0
4162 - SPEC ASSESS WATER BOND	\$268,820	\$200,000	\$200,000	\$200,000	0%	\$0
4164 - SPEC ASSESSMENTS - APRON	\$92,439	\$35,000	\$35,000	\$35,000	0%	\$0
4165 - SPEC ASSESS RAZE & REMOVE	\$19,628	\$0	\$0	\$0	0%	\$0
4166 - SPEC ASSESS-STREETSCAPE	\$12,720	\$11,000	\$11,000	\$11,000	0%	\$0
Total Taxes and Special Assessments:	\$5,918,879	\$3,630,300	\$3,630,300	\$3,630,300	0%	\$0
Total Revenue Source:	\$5,918,879	\$3,630,300	\$3,630,300	\$3,630,300	0%	\$0

Expenditures by Expense Type

Name	FY2022 YTD Actual	FY2023 Budget: Amended	FY2023 Projected	9-28-23 Latest Version (Special Assessment Improvement)	FY2023 Budget: Amended vs. 9-28-23 Latest Version (Special Assessment Improvement) (% Change)	FY2022 Budget: Amended vs. 9-28-23 Latest Version (Special Assessment Improvement) (\$ Change)
Expense Objects						
Personnel Services						
6102 - REGULAR PAY	\$52,562	\$119,500	\$119,000	\$145,911	22.1%	\$145,911
6249 - MISCELLANEOUS PAY	\$0	\$0	\$0	\$10,182	N/A	\$10,182
6302 - FICA - EMPLOYERS SHARE	\$3,920	\$9,000	\$9,000	\$11,163	24%	\$11,163
6304 - WISCONSIN RETIREMENT FUND	\$3,423	\$8,300	\$8,300	\$10,068	21.3%	\$10,068
6306 - HEALTH INSURANCE	\$8,792	\$28,500	\$29,000	\$35,205	23.5%	\$35,205
6308 - DENTAL	\$45	\$1,400	\$1,400	\$1,722	23%	\$1,722
6310 - LIFE INSURANCE	\$85	\$100	\$400	\$386	286%	\$386
Total Personnel Services:	\$68,826	\$166,800	\$167,100	\$214,637	28.7%	\$214,637
Operating						
6404 - PS - MISC CONSULTING / STUDIES	\$8,153	\$31,946	\$31,946	\$31,946	0%	-\$28,148
6454 - TELEPHONE / INTERNET SERVC	\$32	\$5,000	\$5,000	\$5,000	0%	\$5,000
6469 - UNCOLLECTIBLE ACCOUNTS	-\$43,020	\$0	\$0	\$0	0%	\$0
6529 - NON-INV - SUPPLIES	\$595	\$0	\$0	\$0	0%	\$0
6550 - MINOR EQUIPMENT	\$1,051	\$4,000	\$4,000	\$4,000	0%	\$2,949
6702 - PRINCIPAL-BONDS	\$580,000	\$625,000	\$625,000	\$595,000	-4.8%	-\$50,000
6705 - PRINCIPAL-NOTES	\$540,000	\$460,000	\$460,000	\$455,000	-1.1%	-\$20,000
6721 - INTEREST EXPENSE	\$313,504	\$248,600	\$248,600	\$215,000	-13.5%	-\$98,500
Total Operating:	\$1,400,315	\$1,374,546	\$1,374,546	\$1,305,946	-5%	-\$188,699
Total Expense Objects:	\$1,469,141	\$1,541,346	\$1,541,646	\$1,520,583	-1.3%	\$25,938



Equipment Fund 0323-xxxx

Department: Finance Department
Fund Type: Capital Project Fund,
Non-Major Fund
Contact Person: Mark Rohloff,
City Manager

Mission Statement

The mission of the Equipment Fund is to be a funding source for some of the needed equipment purchases. In the past, the City has borrowed funds to pay for all of these needs. This has placed a higher burden on the City's debt load as well as increased the cost of the equipment due to the financing costs. The reason for the change is so that we can keep our borrowing at a manageable level and reduce our interest costs.

Strategic Plan Goals

Improve & Maintain Infrastructure
Improve Quality of Life Assets

Revenues by Source

Name	FY2022 YTD Actual	FY2023 Budget: Amended	FY2023 Projected	9-28-23 Latest Version (Equipment Fund)	FY2023 Budget: Amended vs. 9-28-23 Latest Version (Equipment Fund) (% Change)	FY2023 Budget: Amended vs. 9-28-23 Latest Version (Equipment Fund) (\$ Change)
Revenue Source						
Taxes and Special Assessments						
4102 - GENERAL PROPERTY TAX-CITY	\$1,100,000	\$1,088,200	\$1,088,200	\$1,205,500	10.8%	\$117,300
Total Taxes and Special Assessments:	\$1,100,000	\$1,088,200	\$1,088,200	\$1,205,500	10.8%	\$117,300
Intergovernmental						
4236 - STATE AID-OTHER	\$226,518	\$0	\$0	\$0	0%	\$0
Total Intergovernmental:	\$226,518	\$0	\$0	\$0	0%	\$0
Miscellaneous Income						
4952 - GIFTS & DONATIONS	-\$44,077	\$0	\$0	\$0	0%	\$0
Total Miscellaneous Income:	-\$44,077	\$0	\$0	\$0	0%	\$0
Other Financing						
5304 - PROCEEDS FROM ISSUE OF NOTES	\$4,707,100	\$0	\$0	\$0	0%	\$0
Total Other Financing:	\$4,707,100	\$0	\$0	\$0	0%	\$0
Total Revenue Source:	\$5,989,541	\$1,088,200	\$1,088,200	\$1,205,500	10.8%	\$117,300

Expenditures by Expense Type

Use this section to highlight and explain the major differences between this year's and last year's budgeted expenditures.

Name	FY2022 YTD Actual	FY2023 Budget: Amended	FY2023 Projected	9-28-23 Latest Version (Equipment Fund)	FY2023 Budget: Amended vs. 9-28-23 Latest Version (Equipment Fund) (% Change)	FY2023 Budget: Amended vs. 9-28-23 Latest Version (Equipment Fund) (\$ Change)
Expense Objects						
Operating						
6401 - PS - ENGINEER/SURVEY/APPRaisal						
Capital Projects						
FIRE - PS SPACE NEEDS ASSMT	\$32,371	\$7,729	\$0	\$0	-100%	-\$7,729
MARINA RIVERWALK DESIGN	\$0	\$240,000	\$0	\$0	-100%	-\$240,000
FORMER CITY SANITATION BLDING	\$0	\$100,000	\$0	\$0	-100%	-\$100,000
PS - ENGINEER/SURVEY/APPRaisal	\$45,573	\$1,019,569	\$250,000	\$0	-100%	-\$1,019,569
PS - ENGINEER/SURVEY/APPRaisal	\$0	\$100,000	\$0	\$0	-100%	-\$100,000
Total Capital Projects:	\$77,944	\$1,467,298	\$250,000	\$0	-100%	-\$1,467,298
Total 6401 - PS - ENGINEER/SURVEY/APPRaisal:	\$77,944	\$1,467,298	\$250,000	\$0	-100%	-\$1,467,298
6404 - PS - MISC CONSULTING / STUDIES						
Capital Projects						
CITY FACILITIES STUDIES/AUDITS	\$2,772	\$214,897	\$100,000	\$0	-100%	-\$214,897
Total Capital Projects:	\$2,772	\$214,897	\$100,000	\$0	-100%	-\$214,897
Total 6404 - PS - MISC CONSULTING / STUDIES:	\$2,772	\$214,897	\$100,000	\$0	-100%	-\$214,897
6540 - TRAFFIC/PAINT/SIGN MATERIAL						
Capital Projects						
STREET LIGHTING POLES	\$87,652	\$25,000	\$25,000	\$0	-100%	-\$25,000
TRAFFIC SIGNALS	\$34,578	\$125,227	\$45,000	\$0	-100%	-\$125,227
LED STREETLIGHTING UPGRADES	\$0	\$66,903	\$10,000	\$0	-100%	-\$66,903
LED SIGNAL HEAD REPLACEMENT	\$21,869	\$19,910	\$10,000	\$0	-100%	-\$19,910
RIVERWALK SIGNAGE	\$0	\$136,985	\$50,000	\$0	-100%	-\$136,985
NEW/REPLCMT SIGNS-IND PK/BUS P	\$15,380	\$5,000	\$0	\$0	-100%	-\$5,000
Total Capital Projects:	\$159,479	\$379,025	\$140,000	\$0	-100%	-\$379,025

Name	FY2022 YTD Actual	FY2023 Budget: Amended	FY2023 Projected	9-28-23 Latest Version (Equipment Fund)	FY2023 Budget: Amended vs. 9-28-23 Latest Version (Equipment Fund) (% Change)	FY2023 Budget: Amended vs. 9-28-23 Latest Version (Equipment Fund) (\$ Change)
Total 6540 - TRAFFIC/PAINT/SIGN MATERIAL:	\$159,479	\$379,025	\$140,000	\$0	-100%	-\$379,025
7470 - TSF TO OTHER						
Capital Projects						
TSF TO OTHER	\$0	\$0	\$62,500	\$0	0%	\$0
TSF TO OTHER	\$96,044	\$0	\$0	\$0	0%	\$0
Total Capital Projects:	\$96,044	\$0	\$62,500	\$0	0%	\$0
Total 7470 - TSF TO OTHER:	\$96,044	\$0	\$62,500	\$0	0%	\$0
Total Operating:	\$336,239	\$2,061,221	\$552,500	\$0	-100%	-\$2,061,221
Capital Outlay						
7202 - OFFICE EQUIPMENT						
Capital Projects						
FIRE - OFFICE FURNITURE REPLAC	\$19,936	\$64	\$0	\$0	-100%	-\$64
OFFICE FURNITURE REPLACEMENT	\$0	\$546	\$0	\$0	-100%	-\$546
OFFICE FURNITURE REPLACEMENT	\$47,401	\$52,599	\$50,000	\$0	-100%	-\$52,599
Total Capital Projects:	\$67,337	\$53,209	\$50,000	\$0	-100%	-\$53,209
Total 7202 - OFFICE EQUIPMENT:	\$67,337	\$53,209	\$50,000	\$0	-100%	-\$53,209
7204 - MACHINERY & EQUIPMENT						
Capital Projects						
POLICE EQUIPMENT	\$0	\$1,408,973	\$0	\$0	-100%	-\$1,408,973
FIRE - HOSE/NOZZELS/ECT	\$47,415	\$32,535	\$0	\$0	-100%	-\$32,535
FIRE - TURNOUT GEAR	\$27,316	\$135,783	\$0	\$0	-100%	-\$135,783
FIRE - MOBILE EQUIPMENT	\$125	\$689,275	\$0	\$0	-100%	-\$689,275
MACHINERY & EQUIPMENT	\$7,445	\$2,555	\$0	\$0	-100%	-\$2,555
MACHINERY & EQUIPMENT	\$0	\$6,576	\$0	\$0	-100%	-\$6,576
MACHINERY & EQUIPMENT	\$76,712	\$0	\$0	\$0	0%	\$0
STREETS - FRONT END LOADERS	\$0	\$429,272	\$0	\$0	-100%	-\$429,272
MACHINERY & EQUIPMENT	\$0	\$99,900	\$0	\$0	-100%	-\$99,900
MACHINERY & EQUIPMENT	\$0	\$165,809	\$0	\$0	-100%	-\$165,809
MACHINERY & EQUIPMENT	\$0	\$24,035	\$0	\$0	-100%	-\$24,035
MACHINERY & EQUIPMENT	\$0	\$166	\$0	\$0	-100%	-\$166
MACHINERY & EQUIPMENT	\$15,635	\$5,554	\$0	\$0	-100%	-\$5,554
MACHINERY & EQUIPMENT	\$0	\$4,550	\$0	\$0	-100%	-\$4,550
MACHINERY & EQUIPMENT	\$0	\$10,882	\$0	\$0	-100%	-\$10,881

Name	FY2022 YTD Actual	FY2023 Budget: Amended	FY2023 Projected	9-28-23 Latest Version (Equipment Fund)	FY2023 Budget: Amended vs. 9-28-23 Latest Version (Equipment Fund) (% Change)	FY2023 Budget: Amended vs. 9-28-23 Latest Version (Equipment Fund) (\$ Change)
MACHINERY & EQUIPMENT	\$175,000	\$17,000	\$0	\$0	-100%	-\$17,000
MACHINERY & EQUIPMENT	\$0	\$24,270	\$0	\$0	-100%	-\$24,270
MACHINERY & EQUIPMENT	\$0	\$1,698	\$0	\$0	-100%	-\$1,698
STRT - FORKLIFT	\$0	\$50,000	\$0	\$0	-100%	-\$50,000
ST - ASPHALT ROLLER	\$0	\$75,000	\$0	\$0	-100%	-\$75,000
MACHINERY & EQUIPMENT	\$0	\$193,060	\$0	\$0	-100%	-\$193,060
MACHINERY & EQUIPMENT	\$0	\$90,000	\$0	\$0	-100%	-\$90,000
PARKS - FRONT END LOADERS	\$0	\$10,444	\$0	\$0	-100%	-\$10,443
PARKS - SKIDSTEER	\$0	\$99,207	\$0	\$0	-100%	-\$99,206
PARKS - TOPSOIL SCEENER	\$27,924	\$76	\$0	\$0	-100%	-\$76
PARKS - ZERO TURN MOWERS	\$69,694	\$78,330	\$0	\$0	-100%	-\$78,330
FORESTRY - CHIPPER	\$0	\$70,000	\$0	\$0	-100%	-\$70,000
MACHINERY & EQUIPMENT	\$0	\$40,000	\$0	\$0	-100%	-\$40,000
MACHINERY & EQUIPMENT	\$0	\$20,828	\$0	\$0	-100%	-\$20,828
OSH MEDIA STUDIO CNTRL RM EQUI	\$0	\$10,425	\$0	\$0	-100%	-\$10,425
COVID-19 MISTING EQUIP	\$0	\$655	\$0	\$0	-100%	-\$655
Total Capital Projects:	\$447,265	\$3,796,859	\$0	\$0	-100%	-\$3,796,859
Total 7204 - MACHINERY & EQUIPMENT:	\$447,265	\$3,796,859	\$0	\$0	-100%	-\$3,796,859
7206 - CAPITAL CONSTRUCTION						
Capital Projects						
CAPITAL CONSTRUCTION	\$0	\$501,686	\$0	\$1,455,500	190.1%	\$953,814
Total Capital Projects:	\$0	\$501,686	\$0	\$1,455,500	190.1%	\$953,814
Total 7206 - CAPITAL CONSTRUCTION:	\$0	\$501,686	\$0	\$1,455,500	190.1%	\$953,814
7208 - LAND & LAND IMPVMTS						
Capital Projects						
LAND PURCHASES	\$0	\$181,343	\$0	\$0	-100%	-\$181,343
Total Capital Projects:	\$0	\$181,343	\$0	\$0	-100%	-\$181,343
Total 7208 - LAND & LAND IMPVMTS:	\$0	\$181,343	\$0	\$0	-100%	-\$181,343
7210 - MOTOR VEHICLES						
Capital Projects						
PD SWAT TEAM TRUCK	\$0	\$190	\$0	\$0	-100%	-\$189
FIRE-APPARATUS-ENGINES PMPRS	\$0	\$788,976	\$0	\$0	-100%	-\$788,976
SUV/CAR PASSENGER VEHICLES	\$46,655	\$64,244	\$0	\$0	-100%	-\$64,244
FIRE - AMBULANCES	\$148,421	\$778,579	\$0	\$0	-100%	-\$778,579

Name	FY2022 YTD Actual	FY2023 Budget: Amended	FY2023 Projected	9-28-23 Latest Version (Equipment Fund)	FY2023 Budget: Amended vs. 9-28-23 Latest Version (Equipment Fund) (% Change)	FY2023 Budget: Amended vs. 9-28-23 Latest Version (Equipment Fund) (\$ Change)
MOTOR VEHICLES	\$0	\$60,277	\$0	\$0	-100%	-\$60,277
MOTOR VEHICLES	\$0	\$46,420	\$0	\$0	-100%	-\$46,420
MOTOR VEHICLES	\$146,058	\$1,187,952	\$0	\$0	-100%	-\$1,187,952
MOTOR VEHICLES	\$0	\$56,642	\$0	\$0	-100%	-\$56,642
ST - FLAT BED TRUCK W/ATTACHME	\$60	\$399,940	\$0	\$0	-100%	-\$399,940
MOTOR VEHICLES	\$0	\$55,500	\$0	\$0	-100%	-\$55,500
RECYCLE - 1-TN PICKUP TRUCK	\$0	\$55,000	\$0	\$0	-100%	-\$55,000
MOTOR VEHICLES	\$0	\$426,636	\$0	\$0	-100%	-\$426,636
MOTOR VEHICLES	\$0	\$225,000	\$0	\$0	-100%	-\$225,000
MOTOR VEHICLES	\$34,418	\$92,986	\$0	\$0	-100%	-\$92,986
MOTOR VEHICLES	\$0	\$50,000	\$0	\$0	-100%	-\$50,000
MOTOR VEHICLES	\$0	\$36,500	\$0	\$0	-100%	-\$36,500
MOTOR VEHICLES	\$1,016,797	\$766,703	\$0	\$0	-100%	-\$766,703
PARKS - 3/4 TON PICKUP TRUCKS	\$0	\$40,374	\$0	\$0	-100%	-\$40,374
PARKS - PICKUP TRUCKS	\$0	\$36,567	\$0	\$0	-100%	-\$36,567
PARKS - STEP VANS	\$79,043	\$6,486	\$0	\$0	-100%	-\$6,486
FORESTRY - AERIAL LIFT TRUCK	\$0	\$158,997	\$0	\$0	-100%	-\$158,997
MOTOR VEHICLES	\$0	\$50,000	\$0	\$0	-100%	-\$50,000
CEM - 1AXL DUMP TRK EQUIP'D	\$0	\$145,000	\$0	\$0	-100%	-\$145,000
MOTOR VEHICLES	\$0	\$167,500	\$56,700	\$0	-100%	-\$167,500
MOTOR VEHICLES	\$0	\$62,128	\$0	\$0	-100%	-\$62,128
MOTOR VEHICLES	\$0	\$71,305	\$0	\$0	-100%	-\$71,305
MOTOR VEHICLES	\$57,226	\$4,127	\$0	\$0	-100%	-\$4,127
FAC - PICKUP TRUCK W/LIFTGATE	\$0	\$1,059	\$0	\$0	-100%	-\$1,059
FAC - PICK UP TRUCK	\$0	\$35,000	\$34,000	\$0	-100%	-\$35,000
Total Capital Projects:	\$1,528,678	\$5,870,085	\$90,700	\$0	-100%	-\$5,870,085
Total 7210 - MOTOR VEHICLES:	\$1,528,678	\$5,870,085	\$90,700	\$0	-100%	-\$5,870,085
7214 - BUILDINGS & BUILDING IMPRVMTS						
Capital Projects						
FIRE - TRNG FACILITY DRILL TWR	\$0	\$5,665	\$0	\$0	-100%	-\$5,665
FIRE - STATION GENERATORS	\$0	\$179,709	\$0	\$0	-100%	-\$179,709
FIRE - BUILDING IMPROVEMENTS	\$0	\$171,500	\$0	\$0	-100%	-\$171,500
PARKS - PARK FACILITY IMPRVMT	\$2,002,866	\$7,956,879	\$0	\$0	-100%	-\$7,956,879
BUILDINGS	\$0	\$8,669	\$0	\$0	-100%	-\$8,668

Name	FY2022 YTD Actual	FY2023 Budget: Amended	FY2023 Projected	9-28-23 Latest Version (Equipment Fund)	FY2023 Budget: Amended vs. 9-28-23 Latest Version (Equipment Fund) (% Change)	FY2023 Budget: Amended vs. 9-28-23 Latest Version (Equipment Fund) (\$ Change)
BUILDINGS	\$3,491	\$20,788	\$0	\$0	-100%	-\$20,788
BUILDINGS	\$0	\$298,300	\$0	\$0	-100%	-\$298,300
BUILDINGS	\$142,990	\$389,513	\$0	\$0	-100%	-\$389,513
HVAC/ROOFING REPLACEMENT PROGR	\$89,882	\$1,445,227	\$0	\$0	-100%	-\$1,445,227
BUILDINGS - CITY HALL IMPROVEM	\$0	\$160,974	\$0	\$0	-100%	-\$160,974
BUILDING IMPRV - SAFETY BLDNG	\$10,343	\$350,000	\$0	\$0	-100%	-\$350,000
PD 3RD AVE STORAGE FAC IMPROVM	\$0	\$2,700,000	\$0	\$0	-100%	-\$2,700,000
Total Capital Projects:	\$2,249,572	\$13,687,224	\$0	\$0	-100%	-\$13,687,224
Total 7214 - BUILDINGS & BUILDING IMPRVMTS:	\$2,249,572	\$13,687,224	\$0	\$0	-100%	-\$13,687,224
7216 - LAND IMPROVEMENT						
Capital Projects						
FIRE - LAND PURCHASES	\$0	\$1,500,000	\$0	\$0	-100%	-\$1,500,000
FIRE - PARKING LOT IMPROVEMENT	\$0	\$35,000	\$0	\$0	-100%	-\$35,000
LAND IMPROVEMENT	\$58,833	\$85,191	\$0	\$0	-100%	-\$85,191
PARKING LOT IMPROV	\$470,560	\$1,102,448	\$0	\$0	-100%	-\$1,102,448
PLNG - HOUSING STUDY	\$0	\$200,000	\$0	\$0	-100%	-\$200,000
SANITATION GARAGE DEMO	\$0	\$300,000	\$0	\$0	-100%	-\$300,000
LAND IMPROVEMENT	\$50,386	\$467,969	\$175,000	\$0	-100%	-\$467,969
LAND IMPROVEMENT	\$0	\$650,000	\$0	\$0	-100%	-\$650,000
LAND IMPROVEMENT	\$9,683	\$28,878	\$0	\$0	-100%	-\$28,878
LAND IMPROVEMENT	\$0	\$25,896	\$0	\$0	-100%	-\$25,896
LAND IMPROVEMENT	\$1,070,302	\$146,217	\$0	\$0	-100%	-\$146,217
Total Capital Projects:	\$1,659,765	\$4,541,598	\$175,000	\$0	-100%	-\$4,541,598
Total 7216 - LAND IMPROVEMENT:	\$1,659,765	\$4,541,598	\$175,000	\$0	-100%	-\$4,541,598
7218 - ROAD IMPROVEMENT						
Capital Projects						
CEMETERY - RIVERSIDE ROAD PAV	\$0	\$71,871	\$0	\$0	-100%	-\$71,871
BICYCLE & PEDESTRIAN INFRASTRU	\$29,814	\$86,931	\$50,000	\$0	-100%	-\$86,931
Total Capital Projects:	\$29,814	\$158,803	\$50,000	\$0	-100%	-\$158,803
Total 7218 - ROAD IMPROVEMENT:	\$29,814	\$158,803	\$50,000	\$0	-100%	-\$158,803
7222 - FINE ARTS						
Capital Projects						

Name	FY2022 YTD Actual	FY2023 Budget: Amended	FY2023 Projected	9-28-23 Latest Version (Equipment Fund)	FY2023 Budget: Amended vs. 9-28-23 Latest Version (Equipment Fund) (% Change)	FY2023 Budget: Amended vs. 9-28-23 Latest Version (Equipment Fund) (\$ Change)
FINE ARTS	\$0	\$278,928	\$0	\$0	-100%	-\$278,928
FINE ARTS	\$58,787	\$13,334	\$0	\$0	-100%	-\$13,334
Total Capital Projects:	\$58,787	\$292,262	\$0	\$0	-100%	-\$292,262
Total 7222 - FINE ARTS:	\$58,787	\$292,262	\$0	\$0	-100%	-\$292,262
7230 - COMPUTER SOFTWARE						
Capital Projects						
MUNIS ERP SOFTWARE	\$48,328	\$0	\$0	\$0	0%	\$0
IT SOFTWARE UPGRADES	\$0	\$170,000	\$170,000	\$0	-100%	-\$170,000
Total Capital Projects:	\$48,328	\$170,000	\$170,000	\$0	-100%	-\$170,000
Total 7230 - COMPUTER SOFTWARE:	\$48,328	\$170,000	\$170,000	\$0	-100%	-\$170,000
Total Capital Outlay:	\$6,089,546	\$29,253,069	\$535,700	\$1,455,500	-95%	-\$27,797,569
Total Expense Objects:	\$6,425,785	\$31,314,290	\$1,088,200	\$1,455,500	-95.4%	-\$29,858,790



Street Tree Memorial Fund 0333-0620

Department: Parks Department
Fund Type: Capital Project Fund,
Major Fund
Contact Person: Travis Derks,
Landscape Operations Manager

Mission Statement

To manage a program that offers citizens the opportunity to purchase memorial trees to be placed within the parks.

Strategic Plan Goals

Enhance our quality of life services and assets
Strengthen our neighborhoods

2023 Accomplishments

- *Completed all orders received for 2023 planting
- *Collaborated with the Oshkosh Area Community Foundation on the Taking Root II campaign

2024 Goals

- *Apply for grants to assist with ash removals and replacements
- *Complete all orders received for 2024 tree planting
- *Complete all orders received for 2024 memorial benches

Revenues by Source

Name	FY2022 YTD Actual	FY2023 Budget: Amended	FY2023 Projected	9-28-23 Latest Version (Street Tree)	FY2023 Budget: Amended vs. 9-28-23 Latest Version (Street Tree) (% Change)	FY2023 Budget: Amended vs. 9-28-23 Latest Version (Street Tree) (\$ Change)
Revenue Source						
Intergovernmental						
4263 - SUBRECIPIENT GRANT	\$0	\$25,000	\$0	\$0	-100%	-\$25,000
Total Intergovernmental:	\$0	\$25,000	\$0	\$0	-100%	-\$25,000
Miscellaneous Income						
4952 - GIFTS & DONATIONS	\$51,999	\$40,000	\$33,000	\$33,000	-17.5%	-\$7,000
Total Miscellaneous Income:	\$51,999	\$40,000	\$33,000	\$33,000	-17.5%	-\$7,000
Transfers						
5299 - TSF FROM OTHER FUNDS	\$325,000	\$250,000	\$250,000	\$150,000	-40%	-\$100,000
Total Transfers:	\$325,000	\$250,000	\$250,000	\$150,000	-40%	-\$100,000
Total Revenue Source:	\$376,999	\$315,000	\$283,000	\$183,000	-41.9%	-\$132,000

Expenditures by Expense Type

Name	FY2022 YTD Actual	FY2023 Budget: Amended	FY2023 Projected	9-28-23 Latest Version (Street Tree)	FY2023 Budget: Amended vs. 9-28-23 Latest Version (Street Tree) (% Change)	FY2023 Budget: Amended vs. 9-28-23 Latest Version (Street Tree) (\$ Change)
Expense Objects						
Operating						
6417 - 3RD PARTY CONTRACTED SERVICE	\$348,498	\$326,337	\$250,000	\$150,000	-54%	-\$176,337
6529 - NON-INV - SUPPLIES	\$29,646	\$38,000	\$33,000	\$33,000	-13.2%	-\$5,000
Total Operating:	\$378,144	\$364,337	\$283,000	\$183,000	-49.8%	-\$181,337
Total Expense Objects:	\$378,144	\$364,337	\$283,000	\$183,000	-49.8%	-\$181,337



TIF 8 - S Aviation Industrial Park 0529-1040

Department: Community Development Department
Fund Type: Capital Project Fund,
Non-Major Fund
Category: TIF District Redevelopment
Contact Person: Kelly Nieforth,
Director of Community Development

Mission Statement

TID #8 was created in 1991 to facilitate creation of the South Aviation Park. The 256-acre park is bordered by Wittman Regional Airport to the west, Oregon Street to east, Waukau Avenue to the north, and Ripple Avenue to the south. The City spent approximately \$4 million dollars over the lifetime of the TID for roads, sewer, and utilities to make the available parcels in the park "development ready" for businesses.

Strategic Plan Goals

- *Continue to support business retention and expansion, attraction, and entrepreneurship
- *Develop infrastructure needed to support business and residential development

2023 Accomplishments

- *Continued debt payments

2024 Goals

- *Continue debt payments

Expenditures by Expense Type

Name	FY2022 YTD Actual	FY2023 Budget: Amended	FY2023 Projected	9-28-23 Latest Version (TIF #8 S Aviation)	FY2023 Budget: Amended vs. 9-28-23 Latest Version (TIF #8 S Aviation) (% Change)	FY2023 Budget: Amended vs. 9-28-23 Latest Version (TIF #8 S Aviation) (\$ Change)
Expense Objects						
Operating						
6702 - PRINCIPAL-BONDS	\$5,000	\$5,000	\$5,000	\$5,000	0%	\$0
6721 - INTEREST EXPENSE	\$683	\$600	\$563	\$435	-27.5%	-\$165
Total Operating:	\$5,683	\$5,600	\$5,563	\$5,435	-2.9%	-\$165
Total Expense Objects:	\$5,683	\$5,600	\$5,563	\$5,435	-2.9%	-\$165



TIF 12 - Division Street Redevelopment 0537-1040

Department: Community Development Department
Fund Type: Capital Project Fund,
Non-Major Fund
Category: TIF District Redevelopment
Contact Person: Kelly Nieforth,
Director of Community Development

Mission Statement

TID #12 was created in 1997 to assist with rehabilitation of blighted properties and to add parking on Division and Main Streets between Irving Street and Church Avenue. The City is expected to invest approximately \$1,300,000 over the lifetime of the TID to encourage redevelopment in the area. Creation of the TID allowed for the development of several new apartment buildings along Division Street, including over 60 dwelling units for households with low to moderate income. It has also helped to rehabilitate three buildings at the corner of North Main Street and Merritt/Church Avenue by providing parking facilities.

Strategic Plan Goals

*Support redevelopment opportunities throughout the city

2023 Accomplishments

*Continued business retention activities

2024 Goals

*Prepare the TID for closure

Revenues by Source

Name	FY2022 YTD Actual	FY2023 Budget: Amended	FY2023 Projected	9-28-23 Latest Version (TIF #12 Division St)	FY2023 Budget: Amended vs. 9-28-23 Latest Version (TIF #12 Division St) (% Change)	FY2023 Budget: Amended vs. 9-28-23 Latest Version (TIF #12 Division St) (\$ Change)
Revenue Source						
Taxes and Special Assessments						
4102 - GENERAL PROPERTY TAX-CITY	\$134,080	\$134,100	\$145,879	\$150,000	11.9%	\$15,900
Total Taxes and Special Assessments:	\$134,080	\$134,100	\$145,879	\$150,000	11.9%	\$15,900
Intergovernmental						
4237 - STATE AID-COMPUTER CREDIT	\$2,438	\$1,600	\$1,953	\$1,600	0%	\$0
Total Intergovernmental:	\$2,438	\$1,600	\$1,953	\$1,600	0%	\$0
Total Revenue Source:	\$136,518	\$135,700	\$147,832	\$151,600	11.7%	\$15,900

Expenditures by Expense Type

Name	FY2022 YTD Actual	FY2023 Budget: Amended	FY2023 Projected	9-28-23 Latest Version (TIF #12 Division St)	FY2023 Budget: Amended vs. 9-28-23 Latest Version (TIF #12 Division St) (% Change)	FY2023 Budget: Amended vs. 9-28-23 Latest Version (TIF #12 Division St) (\$ Change)
Expense Objects						
Operating						
6431 - ADMIN / ENGINEERING FEE	\$113,541	\$130,000	\$130,000	\$150,000	15.4%	\$20,000
6452 - LICENSE & PERMITS	\$150	\$200	\$150	\$200	0%	\$0
6455 - UTILITY EXPENSE	\$0	\$0	\$57	\$60	N/A	\$60
6702 - PRINCIPAL-BONDS	\$0	\$0	\$175,000	\$0	0%	\$0
6721 - INTEREST EXPENSE	\$0	\$0	\$7,143	\$0	0%	\$0
Total Operating:	\$113,691	\$130,200	\$312,350	\$150,260	15.4%	\$20,060
Total Expense Objects:	\$113,691	\$130,200	\$312,350	\$150,260	15.4%	\$20,060



TIF 13 - Marion Rd & Pearl Ave 0539-1040

Department: Community Development Department
Fund Type: Capital Project Fund,
Non-Major Fund
Category: TIF District Redevelopment
Contact Person: Kelly Nieforth,
Director of Community Development

Mission Statement

TID #13 was created in 1998 to assist with the rehabilitation of blighted property along the riverfront and near the University of Wisconsin-Oshkosh between Wisconsin and Jackson Streets. The City invested approximately \$8 million dollars in the 87-acre district for land acquisition, site development, and infrastructure development. Creation of the district allowed for a significant aesthetic improvement in the area and provided needed housing for University of Wisconsin-Oshkosh students.

Strategic Plan Goals

- *Support redevelopment opportunities throughout the city
- *Develop infrastructure needed to support business and residential development

2023 Accomplishments

- *Continued debt payments

2024 Goals

- *Continue debt payments

Revenues by Source

Name	FY2022 YTD Actual	FY2023 Budget: Amended	FY2023 Projected	9-28-23 Latest Version (TIF #13 Marion Rd/Pearl)	FY2023 Budget: Amended vs. 9-28- 23 Latest Version (TIF #13 Marion Rd/Pearl) (% Change)	FY2023 Budget: Amended vs. 9-28- 23 Latest Version (TIF #13 Marion Rd/Pearl) (\$ Change)
Revenue Source						
Taxes and Special Assessments						
4102 - GENERAL PROPERTY TAX-CITY	\$290,113	\$290,100	\$323,874	\$350,000	20.6%	\$59,900
Total Taxes and Special Assessments:	\$290,113	\$290,100	\$323,874	\$350,000	20.6%	\$59,900
Intergovernmental						
4237 - STATE AID- COMPUTER CREDIT	\$10,112	\$9,100	\$10,112	\$9,100	0%	\$0
Total Intergovernmental:	\$10,112	\$9,100	\$10,112	\$9,100	0%	\$0
Total Revenue Source:	\$300,225	\$299,200	\$333,986	\$359,100	20%	\$59,900

Expenditures by Expense Type

Name	FY2022 YTD Actual	FY2023 Budget: Amended	FY2023 Projected	9-28-23 Latest Version (TIF #13 Marion Rd/Pearl)	FY2023 Budget: Amended vs. 9-28-23 Latest Version (TIF #13 Marion Rd/Pearl) (% Change)	FY2023 Budget: Amended vs. 9-28-23 Latest Version (TIF #13 Marion Rd/Pearl) (\$ Change)
Expense Objects						
Operating						
6452 - LICENSE & PERMITS	\$150	\$200	\$200	\$200	0%	\$0
6455 - UTILITY EXPENSE	\$32	\$2,000	\$2,000	\$2,000	0%	\$0
6702 - PRINCIPAL-BONDS	\$355,000	\$245,000	\$245,000	\$75,000	-69.4%	-\$170,000
6721 - INTEREST EXPENSE	\$23,345	\$10,200	\$10,200	\$4,300	-57.8%	-\$5,900
7470 - TSF TO OTHER	\$3,746	\$0	\$0	\$0	0%	\$0
Total Operating:	\$382,273	\$257,400	\$257,400	\$81,500	-68.3%	-\$175,900
Total Expense Objects:	\$382,273	\$257,400	\$257,400	\$81,500	-68.3%	-\$175,900



TIF 14 - Mercy Medical Center 0522-1040

Department: Community Development Department
Fund Type: Capital Project Fund,
Non-Major Fund
Category: TIF District Redevelopment
Contact Person: Kelly Nieforth,
Director of Community Development

Mission Statement

TID #14 was created in 2000 to assist with rehabilitation of the former Mercy Medical Center on Hazel Street. The City anticipates investing approximately \$4 million dollars to facilitate redevelopment of the site over the lifetime of the TID. Development incentives were obtained to construct the Lakefront Manor and townhouses and rehabilitation of the main hospital facility resulted in a portion of the hospital being converted into the Parkside Apartments and a medical office.

Strategic Plan Goals

- *Leverage city resources and incentives to encourage private investment in neighborhoods
- *Support redevelopment opportunities throughout the city

2023 Accomplishments

- *Continued Pay-Go payments
- *Debt payments have finished

2024 Goals

- *Continue Pay-Go payments

Revenues by Source

Name	FY2022 YTD Actual	FY2023 Budget: Amended	FY2023 Projected	9-28-23 Latest Version (TIF #14 Mercy Medical)	FY2023 Budget: Amended vs. 9-28-23 Latest Version (TIF #14 Mercy Medical) (% Change)	FY2023 Budget: Amended vs. 9-28-23 Latest Version (TIF #14 Mercy Medical) (\$ Change)
Revenue Source						
Taxes and Special Assessments						
4102 - GENERAL PROPERTY TAX-CITY	\$547,179	\$547,200	\$580,672	\$585,000	6.9%	\$37,800
Total Taxes and Special Assessments:	\$547,179	\$547,200	\$580,672	\$585,000	6.9%	\$37,800
Intergovernmental						
4237 - STATE AID-COMPUTER CREDIT	\$112	\$0	\$112	\$115	N/A	\$115
Total Intergovernmental:	\$112	\$0	\$112	\$115	N/A	\$115
Other Financing						
5300 - SALE OF CAPITAL ASSETS	\$44,405	\$0	\$0	\$0	0%	\$0
Total Other Financing:	\$44,405	\$0	\$0	\$0	0%	\$0
Total Revenue Source:	\$591,696	\$547,200	\$580,784	\$585,115	6.9%	\$37,915

Expenditures by Expense Type

Name	FY2022 YTD Actual	FY2023 Budget: Amended	FY2023 Projected	9-28-23 Latest Version (TIF #14 Mercy Medical)	FY2023 Budget: Amended vs. 9- 28-23 Latest Version (TIF #14 Mercy Medical) (% Change)	FY2023 Budget: Amended vs. 9- 28-23 Latest Version (TIF #14 Mercy Medical) (\$ Change)
Expense Objects						
Operating						
6412 - CONTRACTUAL AGREEMENT PYMNTS	\$304,418	\$315,000	\$322,702	\$40,000	-87.3%	-\$275,000
6431 - ADMIN / ENGINEERING FEE	\$4,367	\$5,000	\$5,000	\$80,000	1,500%	\$75,000
6452 - LICENSE & PERMITS	\$150	\$200	\$200	\$200	0%	\$0
6702 - PRINCIPAL-BONDS	\$65,000	\$60,000	\$60,000	\$0	-100%	-\$60,000
6721 - INTEREST EXPENSE	\$4,315	\$1,400	\$1,410	\$0	-100%	-\$1,400
Total Operating:	\$378,250	\$381,600	\$389,312	\$120,200	-68.5%	-\$261,400
Capital Outlay						
7216 - LAND IMPROVEMENT	\$1,375	\$891,195	\$891,195	\$0	-100%	-\$891,195
Total Capital Outlay:	\$1,375	\$891,195	\$891,195	\$0	-100%	-\$891,195
Total Expense Objects:	\$379,625	\$1,272,795	\$1,280,507	\$120,200	-90.6%	-\$1,152,595



TIF 15 - Park Plaza / Commerce St 0524-1040

Department: Community Development Department
Fund Type: Capital Project Fund,
Non-Major Fund
Category: TIF District Redevelopment
Contact Person: Kelly Nieforth,
Director of Community Development

Mission Statement

TID #15 was created in 2001 to facilitate the creation of office space in the former Park Plaza Mall for the purposes of retaining 4-Imprint in the community. A development assistance grant was provided to offset project costs. The City anticipates investing approximately \$1 million dollars over the lifetime of the TID.

Strategic Plan Goals

- *Continue to support business retention and expansion, attraction, and entrepreneurship
- *Support redevelopment opportunities throughout the city

2023 Accomplishments

- *Worked with businesses in the district

2024 Goals

- *Continue to work with businesses in the district

Revenues by Source

Name	FY2022 YTD Actual	FY2023 Budget: Amended	FY2023 Projected	9-28-23 Latest Version (TIF #15 Park Plaza)	FY2023 Budget: Amended vs. 9-28-23 Latest Version (TIF #15 Park Plaza) (% Change)	FY2023 Budget: Amended vs. 9-28-23 Latest Version (TIF #15 Park Plaza) (\$ Change)
Revenue Source						
Taxes and Special Assessments						
4102 - GENERAL PROPERTY TAX-CITY	\$209,797	\$209,800	\$215,531	\$220,000	4.9%	\$10,200
Total Taxes and Special Assessments:	\$209,797	\$209,800	\$215,531	\$220,000	4.9%	\$10,200
Intergovernmental						
4237 - STATE AID-COMPUTER CREDIT	\$47,574	\$1,000	\$47,574	\$40,000	3,900%	\$39,000
Total Intergovernmental:	\$47,574	\$1,000	\$47,574	\$40,000	3,900%	\$39,000
Total Revenue Source:	\$257,371	\$210,800	\$263,105	\$260,000	23.3%	\$49,200

Expenditures by Expense Type

Name	FY2022 YTD Actual	FY2023 Budget: Amended	FY2023 Projected	9-28-23 Latest Version (TIF #15 Park Plaza)	FY2023 Budget: Amended vs. 9-28-23 Latest Version (TIF #15 Park Plaza) (% Change)	FY2023 Budget: Amended vs. 9-28-23 Latest Version (TIF #15 Park Plaza) (\$ Change)
Expense Objects						
Operating						
6431 - ADMIN / ENGINEERING FEE	\$113,541	\$130,000	\$130,000	\$130,000	0%	\$0
6452 - LICENSE & PERMITS	\$150	\$200	\$150	\$200	0%	\$0
Total Operating:	\$113,691	\$130,200	\$130,150	\$130,200	0%	\$0
Total Expense Objects:	\$113,691	\$130,200	\$130,150	\$130,200	0%	\$0



TIF 16 - 100 Block Redevelopment 0526-1040

Department: Community Development Department
Fund Type: Capital Project Fund,
Non-Major Fund
Category: TIF District Redevelopment
Contact Person: Kelly Nieforth,
Director of Community Development

Mission Statement

TID #16 was created in 2001 in a blighted area to help offset overall development costs through provisions of a development assistance grant to the developer of the 100 block of North Main Street . The City anticipates investing approximately \$1,827,000 to encourage redevelopment in the area over the lifetime of the TID. The district has facilitated significant redevelopment of a highly visible downtown location that includes a 62-unit apartment complex with commercial tenants on the ground floor.

Strategic Plan Goals

- *Continue to support business retention and expansion, attraction, and entrepreneurship
- *Support redevelopment opportunities throughout the city

2023 Accomplishments

- *Worked with businesses to help them grow in the district

2024 Goals

- *Support business retention and expansion efforts in the District

Revenues by Source

Name	FY2022 YTD Actual	FY2023 Budget: Amended	FY2023 Projected	9-28-23 Latest Version (TIF #16 100 Block)	FY2023 Budget: Amended vs. 9-28-23 Latest Version (TIF #16 100 Block) (% Change)	FY2023 Budget: Amended vs. 9-28-23 Latest Version (TIF #16 100 Block) (\$ Change)
Revenue Source						
Taxes and Special Assessments						
4102 - GENERAL PROPERTY TAX-CITY	\$138,937	\$138,900	\$146,786	\$150,000	8%	\$11,100
Total Taxes and Special Assessments:	\$138,937	\$138,900	\$146,786	\$150,000	8%	\$11,100
Intergovernmental						
4237 - STATE AID-COMPUTER CREDIT	\$564	\$0	\$564	\$600	N/A	\$600
Total Intergovernmental:	\$564	\$0	\$564	\$600	N/A	\$600
Total Revenue Source:	\$139,501	\$138,900	\$147,350	\$150,600	8.4%	\$11,700

Expenditures by Expense Type

Name	FY2022 YTD Actual	FY2023 Budget: Amended	FY2023 Projected	9-28-23 Latest Version (TIF #16 100 Block)	FY2023 Budget: Amended vs. 9-28-23 Latest Version (TIF #16 100 Block) (% Change)	FY2023 Budget: Amended vs. 9-28-23 Latest Version (TIF #16 100 Block) (\$ Change)
Expense Objects						
Operating						
6431 - ADMIN / ENGINEERING FEE	\$0	\$0	\$0	\$85,000	N/A	\$85,000
6452 - LICENSE & PERMITS	\$150	\$200	\$150	\$200	0%	\$0
6702 - PRINCIPAL-BONDS	\$35,000	\$0	\$0	\$0	0%	\$0
6721 - INTEREST EXPENSE	\$840	\$0	\$0	\$0	0%	\$0
Total Operating:	\$35,990	\$200	\$150	\$85,200	42,500%	\$85,000
Total Expense Objects:	\$35,990	\$200	\$150	\$85,200	42,500%	\$85,000



TIF 17 - City Center Redevelopment 0530-1040

Department: Community Development Department
Fund Type: Capital Project Fund,
Non-Major Fund
Category: TIF District Redevelopment
Contact Person: Kelly Nieforth,
Director of Community Development

Mission Statement

TID #17 was created in 2001 in a blighted area near the former Park Plaza Mall to help offset rehabilitation costs for office space renovation. The developer agreed to cooperate with the City to allow for installation of a Riverwalk along the property. Public improvements to the property included streetscaping and installation of a bike path and pedestrian mall.

Strategic Plan Goals

*Support redevelopment opportunities throughout the city

2023 Accomplishments

- *Continued debt payments
- *Installation of signage along the Riverwalk

2024 Goals

- *Continue debt payments
- *Continue to install signage along the Riverwalk

Revenues by Source

Name	FY2022 YTD Actual	FY2023 Budget: Amended	FY2023 Projected	9-28-23 Latest Version (TIF #17 City Centre)	FY2023 Budget: Amended vs. 9-28-23 Latest Version (TIF #17 City Centre) (% Change)	FY2023 Budget: Amended vs. 9-28-23 Latest Version (TIF #17 City Centre) (\$ Change)
Revenue Source						
Taxes and Special Assessments						
4102 - GENERAL PROPERTY TAX-CITY	\$291,915	\$291,900	\$311,330	\$315,000	7.9%	\$23,100
Total Taxes and Special Assessments:	\$291,915	\$291,900	\$311,330	\$315,000	7.9%	\$23,100
Intergovernmental						
4237 - STATE AID-COMPUTER CREDIT	\$52,522	\$5,600	\$52,522	\$53,000	846.4%	\$47,400
Total Intergovernmental:	\$52,522	\$5,600	\$52,522	\$53,000	846.4%	\$47,400
Total Revenue Source:	\$344,436	\$297,500	\$363,852	\$368,000	23.7%	\$70,500

Expenditures by Expense Type

Name	FY2022 YTD Actual	FY2023 Budget: Amended	FY2023 Projected	9-28-23 Latest Version (TIF #17 City Centre)	FY2023 Budget: Amended vs. 9-28-23 Latest Version (TIF #17 City Centre) (% Change)	FY2023 Budget: Amended vs. 9-28-23 Latest Version (TIF #17 City Centre) (\$ Change)
Expense Objects						
Operating						
6452 - LICENSE & PERMITS	\$150	\$200	\$150	\$200	0%	\$0
6702 - PRINCIPAL-BONDS	\$295,000	\$285,000	\$95,000	\$300,000	5.3%	\$15,000
6721 - INTEREST EXPENSE	\$69,268	\$57,300	\$29,124	\$47,000	-18%	-\$10,300
Total Operating:	\$364,418	\$342,500	\$124,274	\$347,200	1.4%	\$4,700
Total Expense Objects:	\$364,418	\$342,500	\$124,274	\$347,200	1.4%	\$4,700



TIF 18 - SW Industrial Park Expansion 0532-1040

Department: Community Development Department
Fund Type: Capital Project Fund,
Non-Major Fund
Category: TIF District Redevelopment
Contact Person: Kelly Nieforth,
Director of Community Development

Mission Statement

TID #18 was created in 2002 to fund the infrastructure for expansion of the Southwest Industrial Park. The expansion area is approximately 178 acres and borders Highway 91 to the south and the Wisconsin and Southern Railroads to the north. The City anticipates investing \$4,000,000 for roads, sewer, and utilities to make the available parcels in the park "development ready" for businesses.

Strategic Plan Goals

- *Develop infrastructure needed to support business and residential development
- *Continue to support business retention and expansion, attraction, and entrepreneurship

2023 Accomplishments

- *Continued debt payments

2024 Goals

- *Continue debt payments
- *Additional land sales

Revenues by Source

Name	FY2022 YTD Actual	FY2023 Budget: Amended	FY2023 Projected	9-28-23 Latest Version (TIF #18 Sw #3)	FY2023 Budget: Amended vs. 9-28-23 Latest Version (TIF #18 Sw #3) (%) Change	FY2023 Budget: Amended vs. 9-28-23 Latest Version (TIF #18 Sw #3) (\$) Change
Revenue Source						
Taxes and Special Assessments						
4102 - GENERAL PROPERTY TAX-CITY	\$523,585	\$523,600	\$520,962	\$523,600	0%	\$0
Total Taxes and Special Assessments:	\$523,585	\$523,600	\$520,962	\$523,600	0%	\$0
Intergovernmental						
4237 - STATE AID-COMPUTER CREDIT	\$54,240	\$52,700	\$54,240	\$55,700	5.7%	\$3,000
Total Intergovernmental:	\$54,240	\$52,700	\$54,240	\$55,700	5.7%	\$3,000
Total Revenue Source:	\$577,825	\$576,300	\$575,202	\$579,300	0.5%	\$3,000

Expenditures by Expense Type

Name	FY2022 YTD Actual	FY2023 Budget: Amended	FY2023 Projected	9-28-23 Latest Version (TIF #18 Sw #3)	FY2023 Budget: Amended vs. 9-28-23 Latest Version (TIF #18 Sw #3) (% Change)	FY2023 Budget: Amended vs. 9-28-23 Latest Version (TIF #18 Sw #3) (\$ Change)
Expense Objects						
Operating						
6452 - LICENSE & PERMITS	\$150	\$200	\$150	\$200	0%	\$0
6702 - PRINCIPAL-BONDS	\$115,000	\$40,000	\$40,000	\$40,000	0%	\$0
6721 - INTEREST EXPENSE	\$6,225	\$2,400	\$2,400	\$1,200	-50%	-\$1,200
Total Operating:	\$121,375	\$42,600	\$42,550	\$41,400	-2.8%	-\$1,200
Total Expense Objects:	\$121,375	\$42,600	\$42,550	\$41,400	-2.8%	-\$1,200



TIF 19 - NW Industrial Park Expansion 0528-1040

Department: Community Development Department
Fund Type: Capital Project Fund,
Non-Major Fund
Category: TIF District Redevelopment
Contact Person: Kelly Nieforth,
Director of Community Development

Mission Statement

TID #19 was created in 2003 to fund infrastructure costs for expansion of the Northwest Industrial Park. The expansion area is approximately 54 acres and is bordered on the south by Snell Road and bordered on the west by Vinland Street. The City anticipates investing \$3,000,000 for land acquisition, roads, sewer, and utilities to make the available parcels in the park "development ready" for businesses.

Strategic Plan Goals

- *Continue to support business retention and expansion, attraction, and entrepreneurship
- *Develop infrastructure needed to support business and residential development

2023 Accomplishments

- *Continued debt payments

2024 Goals

- *Continue debt payments

Revenues by Source

Name	FY2022 YTD Actual	FY2023 Budget: Amended	FY2023 Projected	9-28-23 Latest Version (TIF #19 Nw Expansion)	FY2023 Budget: Amended vs. 9-28-23 Latest Version (TIF #19 Nw Expansion) (% Change)	FY2023 Budget: Amended vs. 9-28-23 Latest Version (TIF #19 Nw Expansion) (\$ Change)
Revenue Source						
Taxes and Special Assessments						
4102 - GENERAL PROPERTY TAX-CITY	\$256,858	\$256,900	\$261,136	\$275,000	7%	\$18,100
Total Taxes and Special Assessments:	\$256,858	\$256,900	\$261,136	\$275,000	7%	\$18,100
Intergovernmental						
4237 - STATE AID-COMPUTER CREDIT	\$25,259	\$18,200	\$25,259	\$26,000	42.9%	\$7,800
Total Intergovernmental:	\$25,259	\$18,200	\$25,259	\$26,000	42.9%	\$7,800
Total Revenue Source:	\$282,117	\$275,100	\$286,395	\$301,000	9.4%	\$25,900

Expenditures by Expense Type

Name	FY2022 YTD Actual	FY2023 Budget: Amended	FY2023 Projected	9-28-23 Latest Version (TIF #19 Nw Expansion)	FY2023 Budget: Amended vs. 9- 28-23 Latest Version (TIF #19 Nw Expansion) (% Change)	FY2023 Budget: Amended vs. 9- 28-23 Latest Version (TIF #19 Nw Expansion) (\$ Change)
Expense Objects						
Operating						
6401 - PS - ENGINEER/SURVEY/APPRaisal	\$290	\$0	\$0	\$0	0%	\$0
6431 - ADMIN / ENGINEERING FEE	\$52,403	\$60,000	\$60,000	\$0	-100%	-\$60,000
6452 - LICENSE & PERMITS	\$150	\$200	\$150	\$150	-25%	-\$50
6702 - PRINCIPAL-BONDS	\$70,000	\$30,000	\$30,000	\$0	-100%	-\$30,000
6721 - INTEREST EXPENSE	\$3,200	\$900	\$900	\$0	-100%	-\$900
Total Operating:	\$126,043	\$91,100	\$91,050	\$150	-99.8%	-\$90,950
Total Expense Objects:	\$126,043	\$91,100	\$91,050	\$150	-99.8%	-\$90,950



TIF 20 - South Shore Redevelopment 0534-1040

Department: Community Development Department
Fund Type: Capital Project Fund,
Non-Major Fund
Category: TIF District Redevelopment
Contact Person: Kelly Nieforth,
Director of Community Development

Mission Statement

TID #20 was created in 2005 to redevelop a largely blighted area along the south side of the Fox River. It will be used for blight elimination through acquisition and clearance activity as well as infrastructure improvement, including the development of the Riverwalk system. Several blighted properties have been acquired and land is being assembled for future redevelopment.

Strategic Plan Goals

*Support redevelopment opportunities throughout the city

2023 Accomplishments

*E. 9th Avenue reconstruction and extension was completed
*Staff worked on multiple redevelopment projects in the Sawdust District

2024 Goals

*Support redevelopment in the South Shore Redevelopment Area
*Start design work for Riverwalk along north/south segment of Pioneer Drive

Revenues by Source

Name	FY2022 YTD Actual	FY2023 Budget: Amended	FY2023 Projected	9-28-23 Latest Version (TIF #20 So Side Of Fox)	FY2023 Budget: Amended vs. 9-28-23 Latest Version (TIF #20 So Side Of Fox) (% Change)	FY2023 Budget: Amended vs. 9-28-23 Latest Version (TIF #20 So Side Of Fox) (\$ Change)
Revenue Source						
Intergovernmental						
4237 - STATE AID-COMPUTER CREDIT	\$1,049	\$0	\$1,049	\$0	0%	\$0
4263 - SUBRECIPIENT GRANT	\$137,063	\$0	\$0	\$0	0%	\$0
Total Intergovernmental:	\$138,112	\$0	\$1,049	\$0	0%	\$0
Total Revenue Source:	\$138,112	\$0	\$1,049	\$0	0%	\$0

Expenditures by Expense Type

Name	FY2022 YTD Actual	FY2023 Budget: Amended	FY2023 Projected	9-28-23 Latest Version (TIF #20 So Side Of Fox)	FY2023 Budget: Amended vs. 9-28-23 Latest Version (TIF #20 So Side Of Fox) (% Change)	FY2023 Budget: Amended vs. 9-28-23 Latest Version (TIF #20 So Side Of Fox) (\$ Change)
Expense Objects						
Operating						
6452 - LICENSE & PERMITS	\$150	\$200	\$150	\$200	0%	\$0
6702 - PRINCIPAL-BONDS	\$235,000	\$235,000	\$235,000	\$240,000	2.1%	\$5,000
6721 - INTEREST EXPENSE	\$65,888	\$54,900	\$28,000	\$45,500	-17.1%	-\$9,400
7470 - TSF TO OTHER	\$3,681	\$0	\$0	\$0	0%	\$0
Total Operating:	\$304,720	\$290,100	\$263,150	\$285,700	-1.5%	-\$4,400
Capital Outlay						
7216 - LAND IMPROVEMENT	\$33,319	\$2,816,320	\$1,483,855	\$1,484,294	-47.3%	-\$1,332,026
Total Capital Outlay:	\$33,319	\$2,816,320	\$1,483,855	\$1,484,294	-47.3%	-\$1,332,026
Total Expense Objects:	\$338,038	\$3,106,420	\$1,747,005	\$1,769,994	-43%	-\$1,336,426



TIF 21 - Fox River Corridor 0536-1040

Department: Community Development Department
Fund Type: Capital Project Fund,
Non-Major Fund
Category: TIF District Redevelopment
Contact Person: Kelly Nieforth,
Director of Community Development

Mission Statement

TID #21 was created in 2006 to assist with rehabilitation of blighted property in the central city west of Jackson Street between the Fox River and Pearl Avenue and Marion Road. The size of the TID is approximately 26 acres and the City anticipates investing approximately \$4,400,000 over the lifetime of the TID for property acquisition, site clearance, infrastructure improvements, environmental remediation, site preparation, trail system and seawall improvements, docking facilities, and potential developer assistance to encourage redevelopment in the area.

Strategic Plan Goals

- *Continue to support business retention and expansion, attraction, and entrepreneurship
- *Develop infrastructure needed to support business and residential development

2023 Accomplishments

- *Continued Pay-Go payments
- *Continued debt payments

2024 Goals

- *Continue Pay-Go payments
- *Continue debt payments

Revenues by Source

Name	FY2022 YTD Actual	FY2023 Budget: Amended	FY2023 Projected	9-28-23 Latest Version (TIF #21 Fox River Corr)	FY2023 Budget: Amended vs. 9-28-23 Latest Version (TIF #21 Fox River Corr) (% Change)	FY2023 Budget: Amended vs. 9-28-23 Latest Version (TIF #21 Fox River Corr) (\$ Change)
Revenue Source						
Taxes and Special Assessments						
4102 - GENERAL PROPERTY TAX-CITY	\$472,923	\$472,900	\$504,390	\$505,000	6.8%	\$32,100
Total Taxes and Special Assessments:	\$472,923	\$472,900	\$504,390	\$505,000	6.8%	\$32,100
Intergovernmental						
4237 - STATE AID-COMPUTER CREDIT	\$0	\$0	\$485	\$0	0%	\$0
4263 - SUBRECIPIENT GRANT	\$239,899	\$0	\$0	\$0	0%	\$0
Total Intergovernmental:	\$239,899	\$0	\$485	\$0	0%	\$0
Total Revenue Source:	\$712,822	\$472,900	\$504,875	\$505,000	6.8%	\$32,100

Expenditures by Expense Type

Name	FY2022 YTD Actual	FY2023 Budget: Amended	FY2023 Projected	9-28-23 Latest Version (TIF #21 Fox River Corr)	FY2023 Budget: Amended vs. 9- 28-23 Latest Version (TIF #21 Fox River Corr) (% Change)	FY2023 Budget: Amended vs. 9- 28-23 Latest Version (TIF #21 Fox River Corr) (\$ Change)
Expense Objects						
Operating						
6401 - PS - ENGINEER/SURVEY/APPRaisal	\$30	\$0	\$0	\$0	0%	\$0
6412 - CONTRACTUAL AGREEMENT PYMNTS	\$65,071	\$75,000	\$68,892	\$75,000	0%	\$0
6431 - ADMIN / ENGINEERING FEE	\$65,504	\$75,000	\$75,000	\$0	-100%	-\$75,000
6452 - LICENSE & PERMITS	\$150	\$200	\$150	\$200	0%	\$0
6455 - UTILITY EXPENSE	\$62	\$0	\$0	\$0	0%	\$0
6702 - PRINCIPAL-BONDS	\$100,000	\$100,000	\$100,000	\$100,000	0%	\$0
6721 - INTEREST EXPENSE	\$24,950	\$23,000	\$22,950	\$21,000	-8.7%	-\$2,000
Total Operating:	\$255,767	\$273,200	\$266,992	\$196,200	-28.2%	-\$77,000
Capital Outlay						
7216 - LAND IMPROVEMENT	\$0	\$620,000	\$0	\$0	-100%	-\$620,000
Total Capital Outlay:	\$0	\$620,000	\$0	\$0	-100%	-\$620,000
Total Expense Objects:	\$255,767	\$893,200	\$266,992	\$196,200	-78%	-\$697,000



TIF 23 - SW Industrial Park Expansion 0540-1040

Department: Community Development Department
Fund Type: Capital Project Fund,
Non-Major Fund
Category: TIF District Redevelopment
Contact Person: Kelly Nieforth,
Director of Community Development

Mission Statement

TID #23 was created in 2010 to assist with continued development of the Southwest Industrial Park. The district is approximately 266 acres and is located south of 20th Avenue, north of State Highway 91, and west of South Oakwood Road on both sides of Clairville Road. The City anticipates investing \$8,450,000 for land acquisition, roads, sewer, and utilities to make the available parcels in the park "development ready" for businesses.

Strategic Plan Goals

- *Continue to support business retention and expansion, attraction, and entrepreneurship
- *Develop infrastructure needed to support business and residential development

2023 Accomplishments

- *Continue to market and sell land
- *Continue debt payments

2024 Goals

- *Continue to market and sell land
- *Start construction of Lycon and Illinois Cement private developments
- *Continue debt payments

Revenues by Source

Name	FY2022 YTD Actual	FY2023 Budget: Amended	FY2023 Projected	9-28-23 Latest Version (TIF #23 Sw Ind Park Exp)	FY2023 Budget: Amended vs. 9-28- 23 Latest Version (TIF #23 Sw Ind Park Exp) (% Change)	FY2023 Budget: Amended vs. 9-28- 23 Latest Version (TIF #23 Sw Ind Park Exp) (\$ Change)
Revenue Source						
Taxes and Special Assessments						
4102 - GENERAL PROPERTY TAX-CITY	\$20,455	\$20,500	\$22,226	\$23,500	14.6%	\$3,000
Total Taxes and Special Assessments:	\$20,455	\$20,500	\$22,226	\$23,500	14.6%	\$3,000
Total Revenue Source:	\$20,455	\$20,500	\$22,226	\$23,500	14.6%	\$3,000

Expenditures by Expense Type

Name	FY2022 YTD Actual	FY2023 Budget: Amended	FY2023 Projected	9-28-23 Latest Version (TIF #23 Sw Ind Park Exp)	FY2023 Budget: Amended vs. 9-28-23 Latest Version (TIF #23 Sw Ind Park Exp) (% Change)	FY2023 Budget: Amended vs. 9-28-23 Latest Version (TIF #23 Sw Ind Park Exp) (\$ Change)
Expense Objects						
Operating						
6452 - LICENSE & PERMITS	\$150	\$200	\$150	\$200	0%	\$0
6702 - PRINCIPAL-BONDS	\$491,764	\$493,600	\$381,387	\$505,555	2.4%	\$11,955
6721 - INTEREST EXPENSE	\$76,088	\$65,800	\$24,750	\$52,831	-19.7%	-\$12,969
Total Operating:	\$568,002	\$559,600	\$406,287	\$558,586	-0.2%	-\$1,014
Total Expense Objects:	\$568,002	\$559,600	\$406,287	\$558,586	-0.2%	-\$1,014



TIF 24 - Oshkosh Corporation E-Coat 0520-1040

Department: Community Development Department
Fund Type: Capital Project Fund,
Non-Major Fund
Category: TIF District Redevelopment
Contact Person: Kelly Nieforth,
Director of Community Development

Mission Statement

TID #24 was created in 2010 to assist with redevelopment of the area, including a 150,000 square foot E-Coat facility utilized by Oshkosh Corporation in fulfillment of a \$3,000,000,000 defense contract. The 80-acre district is located around 333 West 29th Avenue, generally bounded by West Waukau Avenue on the south and Hughes Street on the west and north. The City anticipates investing \$8,000,000 of development assistance over the lifetime of the TID for construction of the facility.

Strategic Plan Goals

*Continue to support business retention and expansion, attraction, and entrepreneurship

2023 Accomplishments

*Continued Pay-Go payment

2024 Goals

*Continue Pay-Go payment

Revenues by Source

Name	FY2022 YTD Actual	FY2023 Budget: Amended	FY2023 Projected	9-28-23 Latest Version (TIF #24 - Oshkosh Corp)	FY2023 Budget: Amended vs. 9-28- 23 Latest Version (TIF #24 - Oshkosh Corp) (% Change)	FY2023 Budget: Amended vs. 9-28- 23 Latest Version (TIF #24 - Oshkosh Corp) (\$ Change)
Revenue Source						
Taxes and Special Assessments						
4102 - GENERAL PROPERTY TAX-CITY	\$241,995	\$242,000	\$248,298	\$250,000	3.3%	\$8,000
Total Taxes and Special Assessments:	\$241,995	\$242,000	\$248,298	\$250,000	3.3%	\$8,000
Intergovernmental						
4237 - STATE AID- COMPUTER CREDIT	\$8,693	\$0	\$8,693	\$10,000	N/A	\$10,000
Total Intergovernmental:	\$8,693	\$0	\$8,693	\$10,000	N/A	\$10,000
Total Revenue Source:	\$250,688	\$242,000	\$256,991	\$260,000	7.4%	\$18,000

Expenditures by Expense Type

Name	FY2022 YTD Actual	FY2023 Budget: Amended	FY2023 Projected	9-28-23 Latest Version (TIF #24 - Oshkosh Corp)	FY2023 Budget: Amended vs. 9- 28-23 Latest Version (TIF #24 - Oshkosh Corp) (% Change)	FY2023 Budget: Amended vs. 9- 28-23 Latest Version (TIF #24 - Oshkosh Corp) (\$ Change)
Expense Objects						
Operating						
6412 - CONTRACTUAL AGREEMENT PYMNTS	\$236,278	\$250,000	\$242,458	\$80,000	-68%	-\$170,000
6452 - LICENSE & PERMITS	\$150	\$200	\$150	\$200	0%	\$0
Total Operating:	\$236,428	\$250,200	\$242,608	\$80,200	-67.9%	-\$170,000
Total Expense Objects:	\$236,428	\$250,200	\$242,608	\$80,200	-67.9%	-\$170,000



TIF 25 - City Center Hotel 0502-1040

Department: Community Development Department
Fund Type: Capital Project Fund,
Non-Major Fund
Category: TIF District Redevelopment
Contact Person: Kelly Nieforth,
Director of Community Development

Mission Statement

TID #25 was created in 2012 to assist with redevelopment of the City Center Hotel and for Riverwalk completion. The 1.3 acre district is generally located west of Main Street, south of Ceape Avenue, and north of the Fox River. The City anticipates investing approximately \$4,600,000 over the lifetime of the TID for development assistance and development of the Riverwalk with associated boat docking facilities.

Strategic Plan Goals

*Support redevelopment opportunities throughout the city

2023 Accomplishments

*Pay-Go Payment

2024 Goals

*Support the new owners of the hotel to ensure they're successful

Revenues by Source

Name	FY2022 YTD Actual	FY2023 Budget: Amended	FY2023 Projected	9-28-23 Latest Version (TIF #25 City Centr Hotel)	FY2023 Budget: Amended vs. 9-28- 23 Latest Version (TIF #25 City Centr Hotel) (% Change)	FY2023 Budget: Amended vs. 9-28- 23 Latest Version (TIF #25 City Centr Hotel) (\$ Change)
Revenue Source						
Taxes and Special Assessments						
4102 - GENERAL PROPERTY TAX-CITY	\$263,829	\$263,800	\$276,451	\$280,000	6.1%	\$16,200
Total Taxes and Special Assessments:	\$263,829	\$263,800	\$276,451	\$280,000	6.1%	\$16,200
Intergovernmental						
4237 - STATE AID- COMPUTER CREDIT	\$7,674	\$4,300	\$7,674	\$7,000	62.8%	\$2,700
Total Intergovernmental:	\$7,674	\$4,300	\$7,674	\$7,000	62.8%	\$2,700
Total Revenue Source:	\$271,504	\$268,100	\$284,125	\$287,000	7%	\$18,900

Expenditures by Expense Type

Name	FY2022 YTD Actual	FY2023 Budget: Amended	FY2023 Projected	9-28-23 Latest Version (TIF #25 City Centr Hotel)	FY2023 Budget: Amended vs. 9- 28-23 Latest Version (TIF #25 City Centr Hotel) (% Change)	FY2023 Budget: Amended vs. 9- 28-23 Latest Version (TIF #25 City Centr Hotel) (\$ Change)
Expense Objects						
Operating						
6412 - CONTRACTUAL AGREEMENT PYMNTS	\$13,261	\$0	\$970,000	\$0	0%	\$0
6452 - LICENSE & PERMITS	\$150	\$200	\$150	\$150	-25%	-\$50
6702 - PRINCIPAL-BONDS	\$247,807	\$0	\$0	\$0	0%	\$0
6721 - INTEREST EXPENSE	\$6,815	\$0	\$0	\$0	0%	\$0
Total Operating:	\$268,033	\$200	\$970,150	\$150	-25%	-\$50
Total Expense Objects:	\$268,033	\$200	\$970,150	\$150	-25%	-\$50



TIF 26 - Aviation Business Park 0504-1040

Department: Community Development Department
Fund Type: Capital Project Fund,
Non-Major Fund
Category: TIF District Redevelopment
Contact Person: Kelly Nieforth,
Director of Community Development

Mission Statement

TID #26 was created in 2013 to facilitate the creation and development of an industrial park promoting aviation related industrial development. The 80.93 acre district is located in the area near and adjacent to the Wittman Regional Airport. The City anticipates investing approximately \$4,500,000 over the lifetime of the TID for infrastructure improvements. Winnebago County purchased the land adjoining the airport.

Strategic Plan Goals

- *Continue to support business retention and expansion, attraction, and entrepreneurship
- *Develop infrastructure needed to support business and residential development

2023 Accomplishments

- *Continued to market and lease/sell land
- *Working with the airport and GOEDC staff to market the available sites

2024 Goals

- *Continue to market and lease/sell land

Expenditures by Expense Type

Name	FY2022 YTD Actual	FY2023 Budget: Amended	FY2023 Projected	9-28-23 Latest Version (TIF #26 Aviation Bus Prk)	FY2023 Budget: Amended vs. 9-28-23 Latest Version (TIF #26 Aviation Bus Prk) (% Change)	FY2023 Budget: Amended vs. 9-28-23 Latest Version (TIF #26 Aviation Bus Prk) (\$ Change)
Expense Objects						
Operating						
6452 - LICENSE & PERMITS	\$150	\$200	\$200	\$200	0%	\$0
6702 - PRINCIPAL-BONDS	\$390,722	\$401,500	\$412,529	\$0	-100%	-\$401,500
6721 - INTEREST EXPENSE	\$21,786	\$11,000	\$0	\$0	-100%	-\$11,000
Total Operating:	\$412,658	\$412,700	\$412,729	\$200	-100%	-\$412,500
Total Expense Objects:	\$412,658	\$412,700	\$412,729	\$200	-100%	-\$412,500



TIF 27 - N Main St Industrial Park 0508-1040

Department: Community Development Department
Fund Type: Capital Project Fund,
Non-Major Fund
Category: TIF District Redevelopment
Contact Person: Kelly Nieforth,
Director of Community Development

Mission Statement

TID #27 was created in 2014 for the retention and creation of jobs through redevelopment and expansion of Bemis Healthcare Packaging (now Amcor) at 3500 North Main Street. The district is approximately 231 acres and will facilitate the creation and development of regional stormwater management to minimize the amount of onsite stormwater retention needs and promote industrial development. The City anticipates investing approximately \$6,200,000 over the lifetime of the TID for development assistance and public infrastructure improvements including storm sewer, stormwater detention basins, relocation of utilities, and waterway improvements.

Strategic Plan Goals

- *Continue to support business retention and expansion, attraction, and entrepreneurship
- *Develop infrastructure needed to support business and residential development

2023 Accomplishments

- *Continued Pay-Go payment

2024 Goals

- *Continue Pay-Go payment

Revenues by Source

Name	FY2022 YTD Actual	FY2023 Budget: Amended	FY2023 Projected	9-28-23 Latest Version (TIF #27 N Main Ind Park)	FY2023 Budget: Amended vs. 9-28- 23 Latest Version (TIF #27 N Main Ind Park) (% Change)	FY2023 Budget: Amended vs. 9-28- 23 Latest Version (TIF #27 N Main Ind Park) (\$ Change)
Revenue Source						
Taxes and Special Assessments						
4102 - GENERAL PROPERTY TAX-CITY	\$220,252	\$220,300	\$220,300	\$220,300	0%	\$0
Total Taxes and Special Assessments:	\$220,252	\$220,300	\$220,300	\$220,300	0%	\$0
Intergovernmental						
4237 - STATE AID- COMPUTER CREDIT	\$55,745	\$26,700	\$26,700	\$26,700	0%	\$0
Total Intergovernmental:	\$55,745	\$26,700	\$26,700	\$26,700	0%	\$0
Total Revenue Source:	\$275,996	\$247,000	\$247,000	\$247,000	0%	\$0

Expenditures by Expense Type

Name	FY2022 YTD Actual	FY2023 Budget: Amended	FY2023 Projected	9-28-23 Latest Version (TIF #27 N Main Ind Park)	FY2023 Budget: Amended vs. 9- 28-23 Latest Version (TIF #27 N Main Ind Park) (% Change)	FY2023 Budget: Amended vs. 9- 28-23 Latest Version (TIF #27 N Main Ind Park) (\$ Change)
Expense Objects						
Operating						
6412 - CONTRACTUAL AGREEMENT PYMNTS	\$0	\$23,000	\$23,000	\$23,000	0%	\$0
6452 - LICENSE & PERMITS	\$150	\$200	\$200	\$200	0%	\$0
Total Operating:	\$150	\$23,200	\$23,200	\$23,200	0%	\$0
Total Expense Objects:	\$150	\$23,200	\$23,200	\$23,200	0%	\$0



TIF 28 - Beach Building 0510-1040

Department: Community Development Department
Fund Type: Capital Project Fund,
Non-Major Fund
Category: TIF District Redevelopment
Contact Person: Kelly Nieforth,
Director of Community Development

Mission Statement

TID #28 was created in 2016 for redevelopment and renovation of the Orville Beach building for commercial and residential uses. The 1.69 acre district is located at 240 Algoma Boulevard. The City anticipates investing approximately \$3,300,000 in development incentives over the lifetime of the TID.

Strategic Plan Goals

*Support redevelopment opportunities throughout the city

2023 Accomplishments

*Continued Pay-Go payment

2024 Goals

*Continue Pay-Go payment

Revenues by Source

Name	FY2022 YTD Actual	FY2023 Budget: Amended	FY2023 Projected	9-28-23 Latest Version (TIF #28 - Beach Building)	FY2023 Budget: Amended vs. 9-28- 23 Latest Version (TIF #28 - Beach Building) (% Change)	FY2023 Budget: Amended vs. 9-28- 23 Latest Version (TIF #28 - Beach Building) (\$ Change)
Revenue Source						
Taxes and Special Assessments						
4102 - GENERAL PROPERTY TAX-CITY	\$51,096	\$51,100	\$55,790	\$57,000	11.5%	\$5,900
Total Taxes and Special Assessments:	\$51,096	\$51,100	\$55,790	\$57,000	11.5%	\$5,900
Total Revenue Source:	\$51,096	\$51,100	\$55,790	\$57,000	11.5%	\$5,900

Expenditures by Expense Type

Name	FY2022 YTD Actual	FY2023 Budget: Amended	FY2023 Projected	9-28-23 Latest Version (TIF #28 - Beach Building)	FY2023 Budget: Amended vs. 9- 28-23 Latest Version (TIF #28 - Beach Building) (% Change)	FY2023 Budget: Amended vs. 9- 28-23 Latest Version (TIF #28 - Beach Building) (\$ Change)
Expense Objects						
Operating						
6412 - CONTRACTUAL AGREEMENT PYMNTS	\$40,535	\$50,000	\$42,915	\$50,000	0%	\$0
6452 - LICENSE & PERMITS	\$150	\$200	\$150	\$200	0%	\$0
Total Operating:	\$40,685	\$50,200	\$43,065	\$50,200	0%	\$0
Total Expense Objects:	\$40,685	\$50,200	\$43,065	\$50,200	0%	\$0



TIF 29 - Morgan District 0512-1040

Department: Community Development Department
Fund Type: Capital Project Fund,
Non-Major Fund
Category: TIF District Redevelopment
Contact Person: Kelly Nieforth,
Director of Community Development

Mission Statement

TID #29 is a 36-acre blighted area district located on the south side of the Fox River and the general area of Oregon Street and Sixth Avenue. The district was created in 2016 to facilitate a 27 acre \$55,000,000 redevelopment project consisting of residential, commercial, and retail uses. The City anticipates investing approximately \$38,800,000 over the lifetime of the TID for development incentives and Riverwalk and public infrastructure improvements.

Strategic Plan Goals

- *Continue to support business retention and expansion, attraction, and entrepreneurship
- *Develop infrastructure needed to support business and residential development
- *Support redevelopment opportunities throughout the city

2023 Accomplishments

- *A hospital is planned to be constructed in the District
- *A workforce housing development is planned to be constructed in the District

2024 Goals

- *Continue to support redevelopment in the District

Revenues by Source

Name	FY2022 YTD Actual	FY2023 Budget: Amended	FY2023 Projected	9-28-23 Latest Version (TIF #29 Morgan District)	FY2023 Budget: Amended vs. 9-28- 23 Latest Version (TIF #29 Morgan District) (% Change)	FY2023 Budget: Amended vs. 9-28- 23 Latest Version (TIF #29 Morgan District) (\$ Change)
Revenue Source						
Taxes and Special Assessments						
4102 - GENERAL PROPERTY TAX-CITY	\$9,510	\$9,500	\$14,642	\$15,000	57.9%	\$5,500
Total Taxes and Special Assessments:	\$9,510	\$9,500	\$14,642	\$15,000	57.9%	\$5,500
Total Revenue Source:	\$9,510	\$9,500	\$14,642	\$15,000	57.9%	\$5,500

Expenditures by Expense Type

Name	FY2022 YTD Actual	FY2023 Budget: Amended	FY2023 Projected	9-28-23 Latest Version (TIF #29 Morgan District)	FY2023 Budget: Amended vs. 9-28-23 Latest Version (TIF #29 Morgan District) (% Change)	FY2023 Budget: Amended vs. 9-28-23 Latest Version (TIF #29 Morgan District) (\$ Change)
Expense Objects						
Operating						
6452 - LICENSE & PERMITS	\$150	\$200	\$150	\$150	-25%	-\$50
Total Operating:	\$150	\$200	\$150	\$150	-25%	-\$50
Total Expense Objects:	\$150	\$200	\$150	\$150	-25%	-\$50



TIF 30 - Washington Building 0514-1040

Department: Community Development Department
Fund Type: Capital Project Fund,
Non-Major Fund
Category: TIF District Redevelopment
Contact Person: Kelly Nieforth,
Director of Community Development

Mission Statement

TID #30 was created in 2016 to support the renovation of the Fraternal Reserve Association Building located at 105 Washington Avenue and the conversion of roughly 29,100 square feet of vacant commercial space to twenty residential apartment units. The district is approximately one acre in size and is located in downtown Oshkosh at the intersection of Washington and State Street. The City anticipates investing approximately \$680,000 over the lifetime of the TID for rehabilitation, development incentives, and parking lot reconstruction.

Strategic Plan Goals

- *Support redevelopment opportunities throughout the city
- *Develop infrastructure needed to support business and residential development

2023 Accomplishments

- *Continued Pay-Go payment

2024 Goals

- *Continue Pay-Go payment

Revenues by Source

Name	FY2022 YTD Actual	FY2023 Budget: Amended	FY2023 Projected	9-28-23 Latest Version (TIF #30 Washington Building)	FY2023 Budget: Amended vs. 9-28- 23 Latest Version (TIF #30 Washington Building) (% Change)	FY2023 Budget: Amended vs. 9-28- 23 Latest Version (TIF #30 Washington Building) (\$ Change)
Revenue Source						
Taxes and Special Assessments						
4102 - GENERAL PROPERTY TAX-CITY	\$50,603	\$50,600	\$54,792	\$55,000	8.7%	\$4,400
Total Taxes and Special Assessments:	\$50,603	\$50,600	\$54,792	\$55,000	8.7%	\$4,400
Total Revenue Source:	\$50,603	\$50,600	\$54,792	\$55,000	8.7%	\$4,400

Expenditures by Expense Type

Name	FY2022 YTD Actual	FY2023 Budget: Amended	FY2023 Projected	9-28-23 Latest Version (TIF #30 Washington Building)	FY2023 Budget: Amended vs. 9- 28-23 Latest Version (TIF #30 Washington Building) (% Change)	FY2023 Budget: Amended vs. 9- 28-23 Latest Version (TIF #30 Washington Building) (\$ Change)
Expense Objects						
Operating						
6412 - CONTRACTUAL AGREEMENT PYMNTS	\$32,988	\$45,000	\$40,883	\$45,000	0%	\$0
6452 - LICENSE & PERMITS	\$150	\$200	\$150	\$200	0%	\$0
Total Operating:	\$33,138	\$45,200	\$41,033	\$45,200	0%	\$0
Total Expense Objects:	\$33,138	\$45,200	\$41,033	\$45,200	0%	\$0



TIF 31 - Buckstaff Redevelopment 0516-1040

Department: Community Development Department
Fund Type: Capital Project Fund,
Non-Major Fund
Category: TIF District Redevelopment
Contact Person: Kelly Nieforth,
Director of Community Development

Mission Statement

TID #31 was created in 2017 to facilitate the construction of a privately owned sports and event arena and the associated public infrastructure improvements required to support the arena. The district is an 8.77-acre blighted area located east of South Main Street between East 11th Avenue and East South Park Avenue. The City anticipates investing approximately \$7,342,000 over the lifetime of the TID to facilitate construction of the arena and associated public infrastructure improvements including street and utility improvements

Strategic Plan Goals

- *Develop infrastructure needed to support business and residential development
- *Support redevelopment opportunities throughout the city

2023 Accomplishments

- *Continued Pay-Go payment

2024 Goals

- *Continue Pay-Go payment

Revenues by Source

Name	FY2022 YTD Actual	FY2023 Budget: Amended	FY2023 Projected	9-28-23 Latest Version (TIF #31 Buckstaff Redeve)	FY2023 Budget: Amended vs. 9-28- 23 Latest Version (TIF #31 Buckstaff Redeve) (% Change)	FY2023 Budget: Amended vs. 9-28- 23 Latest Version (TIF #31 Buckstaff Redeve) (\$ Change)
Revenue Source						
Taxes and Special Assessments						
4102 - GENERAL PROPERTY TAX-CITY	\$523,189	\$523,200	\$553,587	\$555,200	6.1%	\$32,000
Total Taxes and Special Assessments:	\$523,189	\$523,200	\$553,587	\$555,200	6.1%	\$32,000
Charges for Services						
4520 - OTHER GENERAL FEES	\$70,198	\$0	\$0	\$0	0%	\$0
Total Charges for Services:	\$70,198	\$0	\$0	\$0	0%	\$0
Total Revenue Source:	\$593,387	\$523,200	\$553,587	\$555,200	6.1%	\$32,000

Expenditures by Expense Type

Name	FY2022 YTD Actual	FY2023 Budget: Amended	FY2023 Projected	9-28-23 Latest Version (TIF #31 Buckstaff Redeve)	FY2023 Budget: Amended vs. 9- 28-23 Latest Version (TIF #31 Buckstaff Redeve) (% Change)	FY2023 Budget: Amended vs. 9- 28-23 Latest Version (TIF #31 Buckstaff Redeve) (\$ Change)
Expense Objects						
Operating						
6403 - PS - LEGAL/ATTORNEY FEES	\$0	\$5,000	\$5,000	\$5,000	0%	\$0
6412 - CONTRACTUAL AGREEMENT PYMNTS	\$541,831	\$500,000	\$502,207	\$505,000	1%	\$5,000
6452 - LICENSE & PERMITS	\$150	\$200	\$150	\$200	0%	\$0
6702 - PRINCIPAL-BONDS	\$0	\$9,000	\$8,954	\$9,400	4.4%	\$400
6721 - INTEREST EXPENSE	\$0	\$4,300	\$4,300	\$4,000	-7%	-\$300
Total Operating:	\$541,981	\$518,500	\$520,611	\$523,600	1%	\$5,100
Total Expense Objects:	\$541,981	\$518,500	\$520,611	\$523,600	1%	\$5,100



TIF 32 - Granary Redevelopment 0518-1040

Department: Community Development Department
Fund Type: Capital Project Fund,
Non-Major Fund
Category: TIF District Redevelopment
Contact Person: Kelly Nieforth,
Director of Community Development

Mission Statement

TID #32 was created in 2017 to facilitate rehabilitation of the historic H.P. Schmidt Mill building, subsequently the site of The Granary restaurant and Blue Door Consulting. The district is a .45 acre district in need of rehabilitation or conservation located at the northeast corner and southwest corners of the intersection of West 6th Avenue and Nebraska Street. The City anticipates investing approximately \$710,000 over the lifetime of the TID for development incentives and to facilitate rehabilitation of the mill structure and addition of a brewpub, restaurant, office and parking lot.

Strategic Plan Goals

- *Continue to support business retention and expansion, attraction, and entrepreneurship
- *Support redevelopment opportunities throughout the city

2023 Accomplishments

- *Continued Pay-Go payment

2024 Goals

- *Continue Pay-Go payment

Revenues by Source

Name	FY2022 YTD Actual	FY2023 Budget: Amended	FY2023 Projected	9-28-23 Latest Version (TIF #32 Granary Redevelopment)	FY2023 Budget: Amended vs. 9- 28-23 Latest Version (TIF #32 Granary Redevelopment) (% Change)	FY2023 Budget: Amended vs. 9- 28-23 Latest Version (TIF #32 Granary Redevelopment) (\$ Change)
Revenue Source						
Taxes and Special Assessments						
4102 - GENERAL PROPERTY TAX-CITY	\$14,238	\$14,200	\$14,740	\$15,200	7%	\$1,000
Total Taxes and Special Assessments:	\$14,238	\$14,200	\$14,740	\$15,200	7%	\$1,000
Total Revenue Source:	\$14,238	\$14,200	\$14,740	\$15,200	7%	\$1,000

Expenditures by Expense Type

Name	FY2022 YTD Actual	FY2023 Budget: Amended	FY2023 Projected	9-28-23 Latest Version (TIF #32 Granary Redevelopment)	FY2023 Budget: Amended vs. 9- 28-23 Latest Version (TIF #32 Granary Redevelopment) (% Change)	FY2023 Budget: Amended vs. 9- 28-23 Latest Version (TIF #32 Granary Redevelopment) (\$ Change)
Expense Objects						
Operating						
6412 - CONTRACTUAL AGREEMENT PYMNTS	\$12,814	\$17,000	\$13,266	\$15,000	-11.8%	-\$2,000
6452 - LICENSE & PERMITS	\$150	\$200	\$150	\$200	0%	\$0
Total Operating:	\$12,964	\$17,200	\$13,416	\$15,200	-11.6%	-\$2,000
Total Expense Objects:	\$12,964	\$17,200	\$13,416	\$15,200	-11.6%	-\$2,000



TIF 33 - Lamico Redevelopment 0519-1040

Department: Community Development Department
Fund Type: Capital Project Fund,
Non-Major Fund
Category: TIF District Redevelopment
Contact Person: Kelly Nieforth,
Director of Community Development

Mission Statement

TID #33 was created in 2017 to assist with the removal of blighted and functionally obsolete structures from the Lamico complex and environmental remediation costs to allow for construction of "Annex 71," a 140-unit multi-family residential complex oriented towards student housing. The district is a 5.5 acre blighted area located on Marion Road opposite The Rivers Senior Living apartments. The City anticipates investing approximately \$4,450,000 over the lifetime of the TID for development incentives, to facilitate clean up and redevelopment of the site, installation of cul-de-sacs on Dawes Street and Riverway Drive, and Riverwalk improvements.

Strategic Plan Goals

- *Develop infrastructure needed to support business and residential development
- *Support redevelopment opportunities throughout the city

2023 Accomplishments

- *Continued Pay-Go payment

2024 Goals

- *Continue Pay-Go payment

Revenues by Source

Name	FY2022 YTD Actual	FY2023 Budget: Amended	FY2023 Projected	9-28-23 Latest Version (TIF # 33 Lamico Redevelopment)	FY2023 Budget: Amended vs. 9- 28-23 Latest Version (TIF # 33 Lamico Redevelopment) (% Change)	FY2023 Budget: Amended vs. 9- 28-23 Latest Version (TIF # 33 Lamico Redevelopment) (\$ Change)
Revenue Source						
Taxes and Special Assessments						
4102 - GENERAL PROPERTY TAX-CITY	\$292,437	\$292,400	\$311,083	\$292,400	0%	\$0
Total Taxes and Special Assessments:	\$292,437	\$292,400	\$311,083	\$292,400	0%	\$0
Total Revenue Source:	\$292,437	\$292,400	\$311,083	\$292,400	0%	\$0

Expenditures by Expense Type

Name	FY2022 YTD Actual	FY2023 Budget: Amended	FY2023 Projected	9-28-23 Latest Version (TIF # 33 Lamico Redevelopment)	FY2023 Budget: Amended vs. 9- 28-23 Latest Version (TIF # 33 Lamico Redevelopment) (% Change)	FY2023 Budget: Amended vs. 9- 28-23 Latest Version (TIF # 33 Lamico Redevelopment) (\$ Change)
Expense Objects						
Operating						
6412 - CONTRACTUAL AGREEMENT PYMNTS	\$219,328	\$230,000	\$233,277	\$230,000	0%	\$0
6452 - LICENSE & PERMITS	\$150	\$200	\$150	\$200	0%	\$0
Total Operating:	\$219,478	\$230,200	\$233,427	\$230,200	0%	\$0
Total Expense Objects:	\$219,478	\$230,200	\$233,427	\$230,200	0%	\$0



TIF 34 - Oshkosh Corporation Headquarters 0580-1040

Department: Community Development Department
Fund Type: Capital Project Fund,
Non-Major Fund
Category: TIF District Redevelopment
Contact Person: Kelly Nieforth,
Director of Community Development

Mission Statement

TID #34 wTID #34 was created in 2018 to facilitate the construction of Oshkosh Corporation's global headquarters. The district is an industrial district comprised of 32.80 acres near Lakeshore Park. The City anticipates investing approximately \$12,240,000 over the lifetime of the TID for development incentives and public infrastructure improvements. The project is expected to result in the retention of 450 jobs and the creation of up to 200 additional jobs over time.

Strategic Plan Goals

- *Continue to support business retention and expansion, attraction, and entrepreneurship
- *Develop infrastructure needed to support business and residential development

2023 Accomplishments

- *Continued Pay-Go

2024 Goals

- *Continue Pay-Go

Revenues by Source

Name	FY2022 YTD Actual	FY2023 Budget: Amended	FY2023 Projected	9-28-23 Latest Version (TIF #34 Oshkosh Corp Headqtrs)	FY2023 Budget: Amended vs. 9- 28-23 Latest Version (TIF #34 Oshkosh Corp Headqtrs) (% Change)	FY2023 Budget: Amended vs. 9- 28-23 Latest Version (TIF #34 Oshkosh Corp Headqtrs) (\$ Change)
Revenue Source						
Taxes and Special Assessments						
4102 - GENERAL PROPERTY TAX-CITY	\$1,097,389	\$1,097,400	\$1,132,420	\$1,200,000	9.3%	\$102,600
Total Taxes and Special Assessments:	\$1,097,389	\$1,097,400	\$1,132,420	\$1,200,000	9.3%	\$102,600
Total Revenue Source:	\$1,097,389	\$1,097,400	\$1,132,420	\$1,200,000	9.3%	\$102,600

Expenditures by Expense Type

Name	FY2022 YTD Actual	FY2023 Budget: Amended	FY2023 Projected	9-28-23 Latest Version (TIF #34 Oshkosh Corp Headqtrs)	FY2023 Budget: Amended vs. 9- 28-23 Latest Version (TIF #34 Oshkosh Corp Headqtrs) (% Change)	FY2023 Budget: Amended vs. 9- 28-23 Latest Version (TIF #34 Oshkosh Corp Headqtrs) (\$ Change)
Expense Objects						
Operating						
6412 - CONTRACTUAL AGREEMENT PYMNTS	\$1,097,389	\$1,097,400	\$1,132,420	\$1,200,000	9.3%	\$102,600
6452 - LICENSE & PERMITS	\$150	\$200	\$150	\$200	0%	\$0
Total Operating:	\$1,097,539	\$1,097,600	\$1,132,570	\$1,200,200	9.3%	\$102,600
Total Expense Objects:	\$1,097,539	\$1,097,600	\$1,132,570	\$1,200,200	9.3%	\$102,600



TIF 35 - Oshkosh Avenue Corridor 0581-1040

Department: Community Development Department
Fund Type: Capital Project Fund,
Non-Major Fund
Category: TIF District Redevelopment
Contact Person: Kelly Nieforth,
Director of Community Development

Mission Statement

TID #35 was created in 2018 to facilitate redevelopment along the Oshkosh Avenue corridor due to the construction of Oshkosh Corporation's global headquarters. The 65.56 acre district is in need of rehabilitation or conservation and is located along Oshkosh Avenue between Interstate 41 and the Fox River. The City anticipates investing approximately \$12,250,000 over the lifetime of the TID for public infrastructure improvements.

Strategic Plan Goals

- *Develop infrastructure needed to support business and residential development
- *Support redevelopment opportunities throughout the city

2023 Accomplishments

- *Continued to increase cash balance for Oshkosh Avenue corridor improvements
- *Approved multiple commercial developments along Oshkosh Avenue

2024 Goals

- *Continue to increase cash balance for Oshkosh Avenue corridor improvements
- *Continue to promote private investment along the Oshkosh Avenue corridor
- *Start design on the Oshkosh Ave/Sawyer Street intersection reconstruction

Revenues by Source

Name	FY2022 YTD Actual	FY2023 Budget: Amended	FY2023 Projected	9-28-23 Latest Version (TIF #35 Oshkosh Ave Corridor)	FY2023 Budget: Amended vs. 9- 28-23 Latest Version (TIF #35 Oshkosh Ave Corridor) (% Change)	FY2023 Budget: Amended vs. 9- 28-23 Latest Version (TIF #35 Oshkosh Ave Corridor) (\$ Change)
Revenue Source						
Taxes and Special Assessments						
4102 - GENERAL PROPERTY TAX-CITY	\$307,351	\$307,400	\$624,273	\$650,000	111.5%	\$342,600
Total Taxes and Special Assessments:	\$307,351	\$307,400	\$624,273	\$650,000	111.5%	\$342,600
Total Revenue Source:	\$307,351	\$307,400	\$624,273	\$650,000	111.5%	\$342,600

Expenditures by Expense Type

Name	FY2022 YTD Actual	FY2023 Budget: Amended	FY2023 Projected	9-28-23 Latest Version (TIF #35 Oshkosh Ave Corridor)	FY2023 Budget: Amended vs. 9-28-23 Latest Version (TIF #35 Oshkosh Ave Corridor) (% Change)	FY2023 Budget: Amended vs. 9-28-23 Latest Version (TIF #35 Oshkosh Ave Corridor) (\$ Change)
Expense Objects						
Operating						
6452 - LICENSE & PERMITS	\$150	\$200	\$150	\$200	0%	\$0
Total Operating:	\$150	\$200	\$150	\$200	0%	\$0
Capital Outlay						
7216 - LAND IMPROVEMENT	\$6,980	\$22,651	\$0	\$0	-100%	-\$22,651
Total Capital Outlay:	\$6,980	\$22,651	\$0	\$0	-100%	-\$22,651
Total Expense Objects:	\$7,130	\$22,851	\$150	\$200	-99.1%	-\$22,651



TIF 36 - Merge Redevelopment 0582-1040

Department: Community Development Department
Fund Type: Capital Project Fund,
Non-Major Fund
Category: TIF District Redevelopment
Contact Person: Kelly Nieforth,
Director of Community Development

Mission Statement

TID #36 was created in 2019 to facilitate development of a mixed-use project consisting of 240 residential units and approximately 39,000 square feet of commercial space. The 5.82 acre blighted area district consists of three parcels owned by the Redevelopment Authority on Marion Road and Jackson Street. The City anticipates investing approximately \$10,000,000 in development incentive principal and interest for Merge Urban Development Group.

Strategic Plan Goals

- *Develop infrastructure needed to support business and residential development
- *Support redevelopment opportunities throughout the city

2023 Accomplishments

- *1st phase of Mackson Corners opened
- *Continued Pay-Go payments

2024 Goals

- *Continue Pay-Go payments
- *Phase 2 of construction completed, start on Phase 3

Revenues by Source

Name	FY2022 YTD Actual	FY2023 Budget: Amended	FY2023 Projected	9-28-23 Latest Version (TIF #36 Merge Redevelopment)	FY2023 Budget: Amended vs. 9- 28-23 Latest Version (TIF #36 Merge Redevelopment) (% Change)	FY2023 Budget: Amended vs. 9- 28-23 Latest Version (TIF #36 Merge Redevelopment) (\$ Change)
Revenue Source						
Taxes and Special Assessments						
4102 - GENERAL PROPERTY TAX-CITY	\$122,234	\$122,200	\$204,963	\$322,200	163.7%	\$200,000
Total Taxes and Special Assessments:	\$122,234	\$122,200	\$204,963	\$322,200	163.7%	\$200,000
Total Revenue Source:	\$122,234	\$122,200	\$204,963	\$322,200	163.7%	\$200,000

Expenditures by Expense Type

Name	FY2022 YTD Actual	FY2023 Budget: Amended	FY2023 Projected	9-28-23 Latest Version (TIF #36 Merge Redevelopment)	FY2023 Budget: Amended vs. 9- 28-23 Latest Version (TIF #36 Merge Redevelopment) (% Change)	FY2023 Budget: Amended vs. 9- 28-23 Latest Version (TIF #36 Merge Redevelopment) (\$ Change)
Expense Objects						
Operating						
6403 - PS - LEGAL/ATTORNEY FEES	\$0	\$0	\$300	\$0	0%	\$0
6412 - CONTRACTUAL AGREEMENT PYMNTS	\$110,011	\$117,000	\$184,439	\$300,000	156.4%	\$183,000
6452 - LICENSE & PERMITS	\$150	\$200	\$150	\$200	0%	\$0
Total Operating:	\$110,161	\$117,200	\$184,889	\$300,200	156.1%	\$183,000
Total Expense Objects:	\$110,161	\$117,200	\$184,889	\$300,200	156.1%	\$183,000



TIF 37 - Aviation Plaza 0583-1040

Department: Community Development Department
Fund Type: Capital Project Fund,
Non-Major Fund
Category: TIF District Redevelopment
Contact Person: Kelly Nieforth,
Director of Community Development

Mission Statement

TID 37 was created in 2019 and consists of five parcels collectively referred to as the Aviation Plaza Center. The 27-acre district is located northwest of the intersection of Westn South Park Avenue and South Koeller Street abutting Interstate 41. Mineshaft Oshkosh LLC, Extreme Customs LLC, and Rogan's Shoes submitted a plan to redevelop the properties located within the district that included construction of the Mineshaft restaurant and family entertainment facility and renovation of the existing commercial building. A portion of the renovated building would continue to be occupied by Rogan's Shoes with the remainder occupied by Extreme Customs. The City anticipates investing approximately \$4,840,000 over the lifetime of the TID for development incentives and public infrastructure improvements.

Strategic Plan Goals

- *Continue to support business retention and expansion, attraction, and entrepreneurship
- *Develop infrastructure needed to support business and residential development

2023 Accomplishments

- *Continued Pay-Go payment

2024 Goals

- *Continue Pay-Go payments

Revenues by Source

Name	FY2022 YTD Actual	FY2023 Budget: Amended	FY2023 Projected	9-28-23 Latest Version (TIF #37 Aviation Plaza)	FY2023 Budget: Amended vs. 9-28-23 Latest Version (TIF #37 Aviation Plaza) (% Change)	FY2023 Budget: Amended vs. 9-28-23 Latest Version (TIF #37 Aviation Plaza) (\$ Change)
Revenue Source						
Taxes and Special Assessments						
4102 - GENERAL PROPERTY TAX-CITY	\$211,852	\$211,900	\$234,799	\$235,000	10.9%	\$23,100
Total Taxes and Special Assessments:	\$211,852	\$211,900	\$234,799	\$235,000	10.9%	\$23,100
Total Revenue Source:	\$211,852	\$211,900	\$234,799	\$235,000	10.9%	\$23,100

Expenditures by Expense Type

Name	FY2022 YTD Actual	FY2023 Budget: Amended	FY2023 Projected	9-28-23 Latest Version (TIF #37 Aviation Plaza)	FY2023 Budget: Amended vs. 9- 28-23 Latest Version (TIF #37 Aviation Plaza) (% Change)	FY2023 Budget: Amended vs. 9-28- 23 Latest Version (TIF #37 Aviation Plaza) (\$ Change)
Expense Objects						
Operating						
6412 - CONTRACTUAL AGREEMENT PYMNTS	\$190,667	\$210,000	\$211,287	\$215,000	2.4%	\$5,000
6452 - LICENSE & PERMITS	\$150	\$200	\$150	\$200	0%	\$0
Total Operating:	\$190,817	\$210,200	\$211,437	\$215,200	2.4%	\$5,000
Total Expense Objects:	\$190,817	\$210,200	\$211,437	\$215,200	2.4%	\$5,000



TIF 38 - Pioneer Redevelopment 0584-1040

Department: Community Development Department
Fund Type: Capital Project Fund,
Non-Major Fund
Category: TIF District Redevelopment
Contact Person: Kelly Nieforth,
Director of Community Development

Mission Statement

TID 38 is a blighted 20-acre district created in 2019 for the redevelopment of Pioneer Island, the adjacent Pioneer Marina, and the adjoining City and State-owned lands. The Pioneer Inn Resort was constructed and began operations on the island in 1965. In 2004, the resort owner partially demolished the existing hotel with plans to rebuild, but the resort closed in 2005 after those plans did not proceed. Since that time, the Pioneer Marina has continued to operate but the site has otherwise remained idle and underutilized. In 2019, the remaining portion of the resort building and other structures were razed. The City desires to see this high profile, and currently blighted, site redeveloped and will consider providing appropriate public investment in the project based on final approved development plans. Specific costs to be funded via this district will be determined at the time redevelopment plans are approved and will be set forth in accompanying development agreements.

Strategic Plan Goals

- *Develop infrastructure needed to support business and residential development
- *Support redevelopment opportunities throughout the city

2023 Accomplishments

- *Continued to work with potential developers

2024 Goals

- *Continue to work with potential developers
- *Start riverwalk design in District

Revenues by Source

Name	FY2022 YTD Actual	FY2023 Budget: Amended	FY2023 Projected	9-28-23 Latest Version (TIF #38 Pioneer Redevelopment)	FY2023 Budget: Amended vs. 9- 28-23 Latest Version (TIF #38 Pioneer Redevelopment) (% Change)	FY2023 Budget: Amended vs. 9- 28-23 Latest Version (TIF #38 Pioneer Redevelopment) (\$ Change)
Revenue Source						
Taxes and Special Assessments						
4102 - GENERAL PROPERTY TAX-CITY	\$4,118	\$4,100	\$10,035	\$11,000	168.3%	\$6,900
Total Taxes and Special Assessments:	\$4,118	\$4,100	\$10,035	\$11,000	168.3%	\$6,900
Total Revenue Source:	\$4,118	\$4,100	\$10,035	\$11,000	168.3%	\$6,900

Expenditures by Expense Type

Name	FY2022 YTD Actual	FY2023 Budget: Amended	FY2023 Projected	9-28-23 Latest Version (TIF #38 Pioneer Redevelopment)	FY2023 Budget: Amended vs. 9-28-23 Latest Version (TIF #38 Pioneer Redevelopment) (% Change)	FY2023 Budget: Amended vs. 9-28-23 Latest Version (TIF #38 Pioneer Redevelopment) (\$ Change)
Expense Objects						
Operating						
6452 - LICENSE & PERMITS	\$150	\$200	\$150	\$200	0%	\$0
Total Operating:	\$150	\$200	\$150	\$200	0%	\$0
Total Expense Objects:	\$150	\$200	\$150	\$200	0%	\$0



TIF 39 - Cabrini School Redevelopment 0585-1040

Department: Community Development Department
Fund Type: Capital Project Fund,
Non-Major Fund
Category: TIF District Redevelopment
Contact Person: Kelly Nleforth,
Director of Community Development

Mission Statement

TID 39 was created in 2019 to support rehabilitation of the former St. Francis Cabrini School for use as low-income senior apartments. The proposed project for the 1.28 acre district includes construction of approximately 35 apartment units, 26 single car garage units, and surface parking. The project is financed with a combination of low-income housing tax credits, historic tax credits, CDBG funds, and development incentive. The City anticipates investing approximately \$582,500 for development incentive and administrative expenses.

Strategic Plan Goals

*Support redevelopment opportunities throughout the city

2023 Accomplishments

*Rehab of building completed and apartments opened

2024 Goals

*Prepare for first Pay-Go Payment

Revenues by Source

Name	FY2022 YTD Actual	FY2023 Budget: Amended	FY2023 Projected	9-28-23 Latest Version (TIF #39 - Cabrin School Redev)	FY2023 Budget: Amended vs. 9- 28-23 Latest Version (TIF #39 - Cabrin School Redev) (% Change)	FY2023 Budget: Amended vs. 9-28- 23 Latest Version (TIF #39 - Cabrin School Redev) (\$ Change)
Revenue Source						
Taxes and Special Assessments						
4102 - GENERAL PROPERTY TAX-CITY	\$11,629	\$11,600	\$24,170	\$25,000	115.5%	\$13,400
Total Taxes and Special Assessments:	\$11,629	\$11,600	\$24,170	\$25,000	115.5%	\$13,400
Total Revenue Source:	\$11,629	\$11,600	\$24,170	\$25,000	115.5%	\$13,400

Expenditures by Expense Type

Name	FY2022 YTD Actual	FY2023 Budget: Amended	FY2023 Projected	9-28-23 Latest Version (TIF #39 - Cabrin School Redev)	FY2023 Budget: Amended vs. 9- 28-23 Latest Version (TIF #39 - Cabrin School Redev) (% Change)	FY2023 Budget: Amended vs. 9- 28-23 Latest Version (TIF #39 - Cabrin School Redev) (\$ Change)
Expense Objects						
Operating						
6412 - CONTRACTUAL AGREEMENT PYMNTS	\$217	\$0	\$0	\$24,000	N/A	\$24,000
6452 - LICENSE & PERMITS	\$150	\$200	\$150	\$200	0%	\$0
Total Operating:	\$367	\$200	\$150	\$24,200	12,000%	\$24,000
Total Expense Objects:	\$367	\$200	\$150	\$24,200	12,000%	\$24,000



TIF 40 - Miles Kimball Redevelopment 0586-1040

Department: Community Development Department
Fund Type: Capital Project Fund,
Non-Major Fund
Category: TIF District Redevelopment
Contact Person: Kelly Nieforth,
Director of Community Development

Mission Statement

TID #40 was created in 2021 to facilitate the rehabilitation and conservation of a 24,660 square foot industrial building that was constructed in 1904 and later utilized by the Miles Kimball company. The existing structure will be redeveloped for use as a 28-unit market rate multi-family building. The 0.83 acre district is located at the northwest corner of West 9th Avenue and South Main Street. The City anticipates investing approximately \$1,834,000 over the lifetime of the TID for development incentives and any required public improvements.

Strategic Plan Goals

- *Develop infrastructure needed to support business and residential development
- *Support redevelopment opportunities throughout the city

2023 Accomplishments

- *Continued rehabilitation of building and site

2024 Goals

- *Complete rehabilitation of building and site
- *Continue Pay-Go payments

Revenues by Source

Name	FY2022 YTD Actual	FY2023 Budget: Amended	FY2023 Projected	9-28-23 Latest Version (TIF # 40 Miles Kimball Redevel)	FY2023 Budget: Amended vs. 9- 28-23 Latest Version (TIF # 40 Miles Kimball Redevel) (% Change)	FY2023 Budget: Amended vs. 9- 28-23 Latest Version (TIF # 40 Miles Kimball Redevel) (\$ Change)
Revenue Source						
Taxes and Special Assessments						
4102 - GENERAL PROPERTY TAX-CITY						
GENERAL PROPERTY TAX-CITY	\$0	\$0	\$4,290	\$6,000	N/A	\$6,000
Total 4102 - GENERAL PROPERTY TAX-CITY:	\$0	\$0	\$4,290	\$6,000	N/A	\$6,000
Total Taxes and Special Assessments:	\$0	\$0	\$4,290	\$6,000	N/A	\$6,000
Total Revenue Source:	\$0	\$0	\$4,290	\$6,000	N/A	\$6,000

Expenditures by Expense Type

Name	FY2022 YTD Actual	FY2023 Budget: Amended	FY2023 Projected	9-28-23 Latest Version (TIF # 40 Miles Kimball Redevel)	FY2023 Budget: Amended vs. 9- 28-23 Latest Version (TIF # 40 Miles Kimball Redevel) (% Change)	FY2023 Budget: Amended vs. 9- 28-23 Latest Version (TIF # 40 Miles Kimball Redevel) (\$ Change)
Expense Objects						
Operating						
6401 - PS - ENGINEER/SURVEY/APPRAISAL	\$30	\$0	\$0	\$0	0%	\$0
6412 - CONTRACTUAL AGREEMENT PYMNTS	\$247	\$0	\$4,139	\$4,500	N/A	\$4,500
6452 - LICENSE & PERMITS	\$150	\$200	\$150	\$200	0%	\$0
Total Operating:	\$427	\$200	\$4,289	\$4,700	2,250%	\$4,500
Total Expense Objects:	\$427	\$200	\$4,289	\$4,700	2,250%	\$4,500



TIF 41 - Smith School Redevelopment (0587-1040)

Department: Community Development Department
Fund Type: Capital Project Fund,
Non-Major Fund
Category: TIF District Redevelopment
Contact Person: Kelly Nieforth,
Director of Community Development

Mission Statement

TIF #41 was created in 2021 to facilitate the rehabilitation of the former Smith Elementary School structure located at 1745 Oregon Street for use as low-income apartments. The City anticipates investing approximately \$1,647,000 over the lifetime of the TID for development incentives and administrative costs.

Strategic Plan Goals

- *Develop infrastructure needed to support business and residential development
- *Support redevelopment opportunities throughout the city

2023 Accomplishments

- *Completed rehab of former school into low-income apartments

2024 Goals

- *Prepare Paygo payment

Expenditures by Expense Type

Name	FY2022 YTD Actual	FY2023 Budget: Amended	FY2023 Projected	9-28-23 Latest Version (TIF #41 Smith School Redevelop)	FY2023 Budget: Amended vs. 9- 28-23 Latest Version (TIF #41 Smith School Redevelop) (% Change)	FY2023 Budget: Amended vs. 9- 28-23 Latest Version (TIF #41 Smith School Redevelop) (\$ Change)
Expense Objects						
Operating						
6401 - PS - ENGINEER/SURVEY/APPRAISAL	\$30	\$0	\$0	\$0	0%	\$0
6403 - PS - LEGAL/ATTORNEY FEES	\$950	\$1,000	\$0	\$1,000	0%	\$0
6412 - CONTRACTUAL AGREEMENT PYMNTS	\$217	\$0	\$9,377	\$10,000	N/A	\$10,000
6452 - LICENSE & PERMITS	\$1,000	\$200	\$150	\$200	0%	\$0
Total Operating:	\$2,197	\$1,200	\$9,527	\$11,200	833.3%	\$10,000
Total Expense Objects:	\$2,197	\$1,200	\$9,527	\$11,200	833.3%	\$10,000



TIF 42 - Morgan Crossing Phase II

Department: Community Development Department
Fund Type: Capital Project Fund,
Non-Major Fund
Category: TIF District Redevelopment
Contact Person: Kelly Nieforth,
Director of Community Development

Mission Statement

TIF #42 was created in 2022 to facilitate the construction of a 5-story 83-unit multi-family building located at the southwest corner of Pearl Avenue and Riverway Drive. The City anticipates investing approximately \$2,467,000 over the lifetime of the TID for development incentives, public infrastructure, interest expense related to projected advances, and administrative costs.

Strategic Plan Goals

- *Develop infrastructure needed to support business and residential development
- *Support redevelopment opportunities throughout the city

2023 Accomplishments

- *Continue to negotiate the terms of the Development Agreement with the developer

2024 Goals

- *Start construction of apartment building

Revenues by Source

Name	FY2022 YTD Actual	FY2023 Budget: Amended	FY2023 Projected	9-28-23 Latest Version (TIF # 42 Morgan Crossing II)	FY2023 Budget: Amended vs. 9-28- 23 Latest Version (TIF # 42 Morgan Crossing II) (% Change)	FY2023 Budget: Amended vs. 9-28- 23 Latest Version (TIF # 42 Morgan Crossing II) (\$ Change)
Revenue Source						
Charges for Services						
4520 - OTHER GENERAL FEES						
OTHER GENERAL FEES	\$18,500	\$0	\$0	\$0	0%	\$0
Total 4520 - OTHER GENERAL FEES:	\$18,500	\$0	\$0	\$0	0%	\$0
Total Charges for Services:	\$18,500	\$0	\$0	\$0	0%	\$0
Total Revenue Source:	\$18,500	\$0	\$0	\$0	0%	\$0

Expenditures by Expense Type

Name	FY2022 YTD Actual	FY2023 Budget: Amended	FY2023 Projected	9-28-23 Latest Version (TIF # 42 Morgan Crossing II)	FY2023 Budget: Amended vs. 9- 28-23 Latest Version (TIF # 42 Morgan Crossing II) (% Change)	FY2023 Budget: Amended vs. 9- 28-23 Latest Version (TIF # 42 Morgan Crossing II) (\$ Change)
Expense Objects						
Operating						
6403 - PS - LEGAL/ATTORNEY FEES	\$5,700	\$5,000	\$0	\$0	-100%	-\$5,000
6404 - PS - MISC CONSULTING / STUDIES	\$13,425	\$0	\$0	\$0	0%	\$0
6412 - CONTRACTUAL AGREEMENT PYMNTS	\$1,200	\$0	\$0	\$0	0%	\$0
6452 - LICENSE & PERMITS	\$1,000	\$200	\$150	\$200	0%	\$0
Total Operating:	\$21,325	\$5,200	\$150	\$200	-96.2%	-\$5,000
Total Expense Objects:	\$21,325	\$5,200	\$150	\$200	-96.2%	-\$5,000



TIF 43 Mill on Main Ph 1, LLC (0589-1040)

Department: Community Development Department
Fund Type: Capital Project Fund,
Non-Major Fund
Category: TIF District Redevelopment
Contact Person: Kelly Nieforth,
Director of Community Development

Mission Statement

TIF #43 was created in August 2022 for a mixed-use redevelopment project located on the Fox River generally east of South Main Street, north of East 9th Avenue and west of Pioneer Drive in the Sawdust District. The project includes 296 residential units, approximately 19,375 square feet of commercial space, together with underground and surface parking and other infrastructure and site improvements. The project will be constructed in three phases. The City's TIF obligation is estimated to be twenty-seven (27) years long and the TIF payment shall not exceed approximately \$20 million or 25% of the total project costs.

Strategic Plan Goals

- *Develop infrastructure needed to support business and residential development
- *Support redevelopment opportunities throughout the city

2023 Accomplishments

- *Negotiate the terms of the Development Agreement with the developer

2024 Goals

- *Start construction on the development.

Expenditures by Expense Type

Name	FY2022 YTD Actual	FY2023 Budget: Amended	FY2023 Projected	9-28-23 Latest Version (TID # 43 Mill on Main)	FY2023 Budget: Amended vs. 9-28- 23 Latest Version (TID # 43 Mill on Main) (% Change)	FY2023 Budget: Amended vs. 9-28- 23 Latest Version (TID # 43 Mill on Main) (\$ Change)
Expense Objects						
Operating						
6404 - PS - MISC CONSULTING / STUDIES	\$21,665	\$0	\$0	\$0	0%	\$0
6452 - LICENSE & PERMITS	\$1,000	\$0	\$150	\$150	N/A	\$150
Total Operating:	\$22,665	\$0	\$150	\$150	N/A	\$150
Total Expense Objects:	\$22,665	\$0	\$150	\$150	N/A	\$150



Municipal Debt Service Fund 0401-0074

Department: Finance Department
Fund Type: Debt Service Fund,
Major Fund
Category: Debt Service
Contact Person: Russ Van Compel
Director of Finance

Revenues by Source

Name	FY2022 YTD Actual	FY2023 Budget: Amended	FY2023 Projected	9-28-23 Latest Version (Debt Service Fund)	FY2023 Budget: Amended vs. 9-28-23 Latest Version (Debt Service Fund) (% Change)	FY2023 Budget: Amended vs. 9-28-23 Latest Version (Debt Service Fund) (\$ Change)
Revenue Source						
Taxes and Special Assessments						
4102 - GENERAL PROPERTY TAX-CITY	\$12,733,500	\$13,277,100	\$13,277,100	\$13,897,400	4.7%	\$620,300
Total Taxes and Special Assessments:	\$12,733,500	\$13,277,100	\$13,277,100	\$13,897,400	4.7%	\$620,300
Miscellaneous Income						
4908 - INTEREST-OTHER INVESTMENTS	\$202,469	\$100,000	\$750,000	\$750,000	650%	\$650,000
Total Miscellaneous Income:	\$202,469	\$100,000	\$750,000	\$750,000	650%	\$650,000
Other Financing						
5302 - PROCEEDS FROM SALE OF BONDS	\$11,692,600	\$0	\$0	\$0	0%	\$0
5304 - PROCEEDS FROM ISSUE OF NOTES	\$4,766,500	\$0	\$0	\$0	0%	\$0
5310 - PREMIUM/GAIN ON DEBT REFINANCE	\$1,735,824	\$0	\$0	\$0	0%	\$0
Total Other Financing:	\$18,194,924	\$0	\$0	\$0	0%	\$0
Transfers						
5299 - TSF FROM OTHER FUNDS	\$0	\$2,000,000	\$2,000,000	\$0	-100%	-\$2,000,000
Total Transfers:	\$0	\$2,000,000	\$2,000,000	\$0	-100%	-\$2,000,000
Total Revenue Source:	\$31,130,893	\$15,377,100	\$16,027,100	\$14,647,400	-4.7%	-\$729,700

Expenditures by Expense Type

Name	FY2022 YTD Actual	FY2023 Budget: Amended	FY2023 Projected	9-28-23 Latest Version (Debt Service Fund)	FY2023 Budget: Amended vs. 9-28-23 Latest Version (Debt Service Fund) (% Change)	FY2023 Budget: Amended vs. 9-28-23 Latest Version (Debt Service Fund) (\$ Change)
Expense Objects						
Operating						
6465 - BANK FEES	\$0	\$100	\$100	\$0	-100%	-\$100
6702 - PRINCIPAL-BONDS	\$5,365,000	\$5,915,000	\$5,915,000	\$5,735,000	-3%	-\$180,000
6705 - PRINCIPAL-NOTES	\$4,516,098	\$5,317,300	\$5,317,300	\$5,273,600	-0.8%	-\$43,700
6721 - INTEREST EXPENSE	\$2,672,675	\$4,127,600	\$4,127,600	\$3,633,800	-12%	-\$493,800
6725 - BOND DISCOUNT & COST	\$538,255	\$120,000	\$120,000	\$0	-100%	-\$120,000
6729 - BOND ISSUE	\$158,345	\$135,000	\$135,000	\$0	-100%	-\$135,000
6730 - BOND SERVICE FEES	\$7,300	\$5,000	\$5,000	\$5,000	0%	\$0
7470 - TSF TO OTHER	\$0	\$0	\$16,000,500	\$0	0%	\$0
Total Operating:	\$13,257,673	\$15,620,000	\$31,620,500	\$14,647,400	-6.2%	-\$972,600
Total Expense Objects:	\$13,257,673	\$15,620,000	\$31,620,500	\$14,647,400	-6.2%	-\$972,600

2024 Enterprise Funds - Revenues & Expenditures

Enterprise Funds	2021 Actual		2022 Actual		2023 Budget: Amended		2023 YTD Actual		2023 Projected		2024 Proposed Budget		Change from 2023 to 2024		% of Change
		(53,234,804)	(57,214,169)	(62,290,928)	(29,076,596)	(63,569,158)	(63,415,400)	(1,124,472)	(1,124,472)	(1,124,472)	(63,415,400)	(1,124,472)	(1,124,472)	(1,124,472)	
Revenue Total															
Expense															
05011020 - Grand Opera House	23,119	89,140	35,488	15,003	34,800	36,900	1,413	3,98%							
05031040 - Oshkosh Convention Center	1,568,766	1,993,723	2,525,284	708,162	2,623,684	2,335,848	(189,436)	-7.50%							
05061040 - Convention Center Parking Ramp	11,804	25,106	321,000	12,002	71,000	322,000	1,000	0.31%							
05091717 - Parking Utility Division	208,667	236,535	226,900	40,761	240,800	207,639	(19,261)	-8.49%							
05111728 - Transit Utility	5,427,886	6,144,766	11,747,384	2,537,355	11,347,722	7,190,319	(4,557,065)	-38.79%							
05151040 - Industrial Park Fund	39,091	30,936	31,600	4,042	32,100	7,600	(24,000)	-75.95%							
05411810 - Water Utility Administration	6,513,943	6,941,392	7,014,700	3,492,096	7,008,600	7,534,600	519,900	7.41%							
05411861 - Supply Expense/Operations	4,127	13,940	330,000	-	385,000	360,000	30,000	9.09%							
05411862 - Pumping	692,417	737,526	766,500	342,127	804,600	618,129	(148,371)	-19.36%							
05411863 - Pumping Expense-Maintenance	242,954	285,040	297,100	119,065	297,600	474,484	177,384	59.71%							
05411864 - Water Treatment Operating	2,040,088	2,068,639	2,538,623	992,842	2,963,187	3,168,374	629,752	24.81%							
05411865 - Water Treatment Maintenance	369,952	464,672	500,500	216,791	554,300	748,993	248,493	49.65%							
05411866 - Water Distribution Operating	713,388	737,386	1,041,650	403,715	1,005,400	864,204	(177,446)	-17.04%							
05411867 - Water Distribution Maintenance	2,413,484	1,510,145	3,503,810	635,647	2,368,137	4,294,756	790,946	22.57%							
05411890 - Customer Acct Operating	463,310	487,041	492,900	293,217	577,600	594,540	101,640	20.62%							
05411892 - General & Admin Operating	302,432	363,882	2,150,200	648,730	2,163,250	2,182,791	32,591	1.52%							
05511910 - Sewer Utility Administration	288,405	335,763	250,000	2,490	250,000	250,000	-	0.00%							
05511920 - Intercepting	2,562,296	2,729,476	2,947,628	1,309,572	3,309,800	3,365,077	417,449	14.16%							
05511930 - Pumping Stations	829,043	791,870	1,064,500	391,162	1,016,200	951,450	(113,050)	-10.62%							
05511940 - Disposal Plant	3,842,713	4,136,001	4,646,087	1,974,259	4,783,187	4,899,600	253,513	5.46%							
05511941 - Solid Disposal	1,068,156	806,089	1,259,537	585,003	888,387	1,312,312	52,776	4.19%							
05511945 - Laboratory	131,790	142,837	148,900	71,909	150,800	181,319	32,419	21.77%							
05511946 - Maintenance	1,057,685	1,106,814	1,194,000	500,875	1,058,800	1,387,641	193,641	16.22%							
05511950 - General & Administrative	3,175,561	3,221,985	3,115,900	1,518,481	3,249,800	3,672,585	556,685	17.87%							
05511951 - Meter Reading	452,330	159,192	637,000	30	637,000	643,000	6,000	0.94%							
05511955 - Pretreatment Program	41,756	49,747	61,700	32,035	62,700	77,700	16,000	25.93%							
05612010 - Storm Water Administration	2,595,501	2,941,165	2,755,500	1,291,293	2,776,200	3,298,300	542,800	19.70%							
05612020 - Program Management	359,593	405,153	457,447	194,850	487,273	463,591	6,144	1.34%							
05612030 - Engineering & Planning	376,796	437,771	638,746	215,561	623,500	808,372	169,625	26.56%							
05612040 - Inspections & Enforcement	83,157	73,738	90,500	42,281	90,000	143,061	52,561	58.08%							
05612050 - Operations & Maintenance	3,858,120	3,841,186	5,026,224	1,947,795	4,709,100	4,774,645	(251,579)	-5.01%							
05710720 - Weights & Measures	78,021	107,400	93,700	47,862	95,105	109,569	15,869	16.94%							
05710750 - Inspection Services	793,485	874,948	984,700	423,540	981,435	1,214,359	229,659	23.32%							
Expense Total	42,629,836	44,291,005	58,895,707	21,010,551	57,647,066	58,493,759	(401,948)	-0.68%							
Grand Total	(10,604,968)	(12,923,164)	(3,395,221)	(8,066,045)	(5,922,092)	(4,921,641)	(1,526,420)	-44.96%							



Mission Statement

The mission of the Parking Utility is to manage off-street public parking areas downtown and in the Oregon Street Business District for the benefit of our citizens and visitors, whether they are businesses, residences, customers, or employees.

Strategic Plan Goals

Improve and Maintain our Infrastructure
Support Economic Development

2023 Accomplishments

*Mill and overlay of the 400 West lot as well as the 24th Ave boat launch, South PArk tennis court lot, and Technmiler cul-de-sac

2024 Goals

*Re-evaluate the desire for Paid-On-Street parking with the BID
*Reconstruct Sally Port parking area

Personnel Positions

Parking Utility (0509-1717)			
PERSONNEL POSITIONS			
Position Title	Current Budgeted Employees	Current Actual Employees	2024 Proposed Employees
Account Clerk I	0.00	0.00	0.00
Account Clerk II (2)	0.40	0.40	0.20
Account Clerk III	0.25	0.25	0.10
TOTAL PERSONNEL	0.65	0.65	0.30

Revenues by Source

Name	FY2022 YTD Actual	FY2023 Budget: Amended	FY2023 Projected	9-28-23 Latest Version (Parking Utility)	FY2023 Budget: Amended vs. 9-28-23 Latest Version (Parking Utility) (% Change)	FY2023 Budget: Amended vs. 9-28-23 Latest Version (Parking Utility) (\$ Change)
Revenue Source						
Miscellaneous Income						
4742 - PARKING FORFEITURES-ADMIN	\$12,905	\$20,000	\$13,000	\$15,000	-25%	-\$5,000
4745 - PAY STATION	\$4,952	\$3,900	\$2,200	\$2,200	-43.6%	-\$1,700
4746 - OVERNIGHT PARKING PERMITS	\$26,814	\$22,500	\$22,500	\$22,500	0%	\$0
4748 - PARKING STICKERS	\$41,890	\$48,600	\$48,000	\$48,000	-1.2%	-\$600
4764 - CONVENTION CENTER NORTH LOT	\$12,240	\$12,500	\$12,500	\$12,500	0%	\$0
4769 - OTTER ST LOT	\$9,840	\$10,000	\$9,400	\$9,400	-6%	-\$600
Total Miscellaneous Income:	\$108,641	\$117,500	\$107,600	\$109,600	-6.7%	-\$7,900
Total Revenue Source:	\$108,641	\$117,500	\$107,600	\$109,600	-6.7%	-\$7,900

Expenditures by Expense Type

Name	FY2022 YTD Actual	FY2023 Budget: Amended	FY2023 Projected	9-28-23 Latest Version (Parking Utility)	FY2023 Budget: Amended vs. 9- 28-23 Latest Version (Parking Utility) (% Change)	FY2023 Budget: Amended vs. 9- 28-23 Latest Version (Parking Utility) (\$ Change)
Expense Objects						
Personnel Services						
6102 - REGULAR PAY	\$35,563	\$37,700	\$30,300	\$14,033	-62.8%	-\$23,667
6249 - MISCELLANEOUS PAY	\$0	\$0		\$1,596	N/A	\$1,596
6302 - FICA - EMPLOYERS SHARE	\$2,572	\$2,700	\$2,700	\$1,074	-60.2%	-\$1,626
6304 - WISCONSIN RETIREMENT FUND	\$2,315	\$2,600	\$2,600	\$968	-62.8%	-\$1,632
6305 - WRS PENSION PRIOR SERVICE	\$1,433	\$1,400	\$1,400	\$1,400	0%	\$0
6306 - HEALTH INSURANCE	\$12,288	\$11,600	\$21,100	\$3,520	-69.7%	-\$8,080
6307 - HEALTH INSURANCE ADMIN FEE	\$800	\$0	\$0	\$0	0%	\$0
6308 - DENTAL	\$778	\$800	\$800	\$281	-64.8%	-\$519
6310 - LIFE INSURANCE	\$62	\$100	\$100	\$37	-63.1%	-\$63
6320 - OTHER BENEFITS	\$379	\$0	\$0	\$0	0%	\$0
6350 - GASB 68 PENSION EXPEN	-\$5,534	\$1,500	\$1,500	\$1,500	0%	\$0
6360 - GASB 74 75 OPEB EXPENSE	\$2,699	\$1,000	\$1,000	\$1,000	0%	\$0
Total Personnel Services:	\$53,355	\$59,400	\$61,500	\$25,409	-57.2%	-\$33,991
Operating						
6402 - PS- AUDIT	\$1,462	\$1,200	\$1,200	\$1,200	0%	\$0
6411 - ADVERTISING/POSTAGE/PRINTING	\$3	\$0	\$100	\$100	N/A	\$100
6415 - SUBSCRIPTION/LICENSING CNTRCTS	\$977	\$0	\$1,000	\$1,000	N/A	\$1,000
6417 - 3RD PARTY CONTRACTED SERVICE	\$0	\$0	\$800	\$800	N/A	\$800
6421 - EMPLOYEE TRAINING/DEVELOPMENT	\$120	\$0	\$0	\$0	0%	\$0
6434 - PROPERTY TAX EQUIVALENT	\$11,546	\$0	\$0	\$0	0%	\$0
6441 - RENTAL EXPENSE	\$0	\$5,200	\$5,200	\$5,200	0%	\$0
6455 - UTILITY EXPENSE	\$39,444	\$26,300	\$36,000	\$39,000	48.3%	\$12,700
6520 - OFFICE SUPPLIES	\$1,579	\$3,100	\$3,100	\$3,100	0%	\$0
6529 - NON-INV - SUPPLIES	\$1,627	\$2,000	\$2,000	\$2,000	0%	\$0
6540 - TRAFFIC/PAINT/SIGN MATERIAL	\$0	\$4,000	\$4,000	\$4,000	0%	\$0
6550 - MINOR EQUIPMENT	\$0	\$0	\$200	\$200	N/A	\$200
6612 - DEPRECIATION	\$125,792	\$125,000	\$125,000	\$125,000	0%	\$0
6721 - INTEREST EXPENSE	\$631	\$700	\$700	\$630	-10%	-\$70
Total Operating:	\$183,181	\$167,500	\$179,300	\$182,230	8.8%	\$14,730
Total Expense Objects:	\$236,535	\$226,900	\$240,800	\$207,639	-8.5%	-\$19,261



Mission Statement

To provide reliable, affordable, and accessible public transportation options to support our community's mobility needs.

Strategic Plan Goals

Support Economic Development
Improve and Maintain Infrastructure
Improve our Quality of Life Assets

2023 Accomplishments

- *FTA Triennial review with zero findings
- *Completed renovation of the Downtown Transit Center and addition of a driver comfort station/customer service window
- *Put 2 new hybrid and 2 clean diesel buses into service

2024 Goals

- *Architecture and Engineering services for Phase 2 of the Downtown Transit Center and possible bid for construction. This project will add a second platform as well as a climate-controlled public waiting area.
- *Successful rollout of new Transit Student Pass Program
- *Possible procurement of replacement video system for transit buses including cloud storage and timely access.

Personnel Positions

Transit Utility (0511-1728)			
PERSONNEL POSITIONS			
Position Title	Current Budgeted Employees	Current Actual Employees	2024 Proposed Employees
Director of Transportation	1.00	1.00	1.00
Transit Operations Manager	1.00	1.00	1.00
Transit Operations Supervisor	1.00	1.00	1.00
Transport Mechanic & Maint. Mgr.	1.00	1.00	1.00
Management Analyst	1.00	1.00	1.00
Lead Mechanic Transit	1.00	1.00	1.00
Transit Mechanics	2.00	2.00	2.00
Shop Laborer	1.00	1.00	1.00
Transit Operator Laborer	3.00	3.00	3.00
Administrative Assistant	1.00	1.00	1.00
Office Assitant	1.00	1.00	1.00
Transit Operators	18.00	18.00	18.00
Transit Operator Sign	1.00	1.00	1.00
Regular Pay - Temp Employee (3)	Varies	Varies	Varies
TOTAL PERSONNEL	33.00	33.00	33.00

Revenues by Source

Name	FY2022 YTD Actual	FY2023 Budget: Amended	FY2023 Projected	9-28-23 Latest Version (Transit Utility)	FY2023 Budget: Amended vs. 9-28-23 Latest Version (Transit Utility) (% Change)	FY2023 Budget: Amended vs. 9-28-23 Latest Version (Transit Utility) (\$ Change)
Revenue Source						
Taxes and Special Assessments						
4102 - GENERAL PROPERTY TAX-CITY	\$809,500	\$809,500	\$809,500	\$856,600	5.8%	\$47,100
Total Taxes and Special Assessments:	\$809,500	\$809,500	\$809,500	\$856,600	5.8%	\$47,100
Intergovernmental						
4207 - FEDERAL AID-UMTA	\$1,878,279	\$1,954,200	\$1,954,200	\$2,388,600	22.2%	\$434,400
4208 - FEDERAL AID-OTHER	\$1,996,032	\$3,168,058	\$3,168,058	\$0	-100%	-\$3,168,058
4222 - STATE AID-TRANSIT	\$1,271,824	\$1,473,600	\$1,473,600	\$1,181,500	-19.8%	-\$292,100
4242 - COUNTY AID-TRANSIT	\$572,517	\$601,100	\$654,100	\$539,200	-10.3%	-\$61,900
Total Intergovernmental:	\$5,718,652	\$7,196,958	\$7,249,958	\$4,109,300	-42.9%	-\$3,087,658
Miscellaneous Income						
4774 - PASSENGER FARES	\$51,824	\$52,000	\$52,000	\$55,000	5.8%	\$3,000
4775 - FAREBOX REVENUE - CITY	\$68,457	\$76,100	\$76,100	\$75,000	-1.4%	-\$1,100
4776 - FAREBOX REVENUE - OTHER	\$9,079	\$7,700	\$7,700	\$0	-100%	-\$7,700
4777 - TOKENS	\$6,443	\$7,400	\$7,400	\$7,000	-5.4%	-\$400
4778 - REDUCED PUNCH PASSES	\$4,563	\$5,000	\$5,000	\$4,500	-10%	-\$500
4779 - PUNCH PASSES	\$28,680	\$26,200	\$26,200	\$29,200	11.5%	\$3,000
4780 - MONTHLY PASSES	\$99,386	\$111,000	\$111,000	\$106,700	-3.9%	-\$4,300
4781 - QUARTERLY PASSES	\$38,070	\$38,300	\$38,300	\$37,000	-3.4%	-\$1,300
4784 - RURAL TICKETS	\$87,860	\$102,000	\$102,000	\$91,900	-9.9%	-\$10,100
4785 - EAA PASSENGER REVENUE	\$38,925	\$41,000	\$41,000	\$48,900	19.3%	\$7,900
4786 - ADA VAN TICKETS	\$95,893	\$107,600	\$107,600	\$99,300	-7.7%	-\$8,300
4787 - DIAL-A-RIDE ADA TICKETS	\$261,160	\$200,000	\$200,000	\$200,000	0%	\$0
4788 - MISC PASSENGER REVENUE	\$162	\$100	\$100	\$100	0%	\$0
4790 - OASD STUDENT REVENUE	\$69,000	\$69,000	\$69,000	\$70,000	1.4%	\$1,000
4795 - CABULANCE	\$18,315	\$40,000	\$40,000	\$33,600	-16%	-\$6,400

Name	FY2022 YTD Actual	FY2023 Budget: Amended	FY2023 Projected	9-28-23 Latest Version (Transit Utility)	FY2023 Budget: Amended vs. 9-28-23 Latest Version (Transit Utility) (% Change)	FY2023 Budget: Amended vs. 9-28-23 Latest Version (Transit Utility) (\$ Change)
4796 - D-A-R PARATRANSIT	\$167,598	\$138,200	\$138,200	\$136,600	-1.2%	-\$1,600
4920 - RENTAL REVENUE	\$2,000	\$2,000	\$2,000	\$2,000	0%	\$0
4944 - ADVERTISING REVENUE	\$50,198	\$33,000	\$33,000	\$40,500	22.7%	\$7,500
4972 - MISCELLANEOUS REVENUE	\$3,426	\$1,200	\$1,200	\$1,200	0%	\$0
Total Miscellaneous Income:	\$1,101,038	\$1,057,800	\$1,057,800	\$1,038,500	-1.8%	-\$19,300
Other Financing						
5300 - SALE OF CAPITAL ASSETS	\$10,400	\$700	\$6,700	\$0	-100%	-\$700
Total Other Financing:	\$10,400	\$700	\$6,700	\$0	-100%	-\$700
Total Revenue Source:	\$7,639,590	\$9,064,958	\$9,123,958	\$6,004,400	-33.8%	-\$3,060,558

Expenditures by Expense Type

Name	FY2022 YTD Actual	FY2023 Budget: Amended	FY2023 Projected	9-28-23 Latest Version (Transit Utility)	FY2023 Budget: Amended vs. 9-28-23 Latest Version (Transit Utility) (% Change)	FY2023 Budget: Amended vs. 9-28-23 Latest Version (Transit Utility) (\$ Change)
Expense Objects						
Personnel Services						
6102 - REGULAR PAY	\$413,118	\$904,900	\$487,400	\$519,609	-42.6%	-\$385,291
6103 - REGULAR PAY - TEMP EMPLOYEE	\$15,955	\$22,500	\$31,500	\$22,500	0%	\$0
6104 - OVERTIME PAY	\$125,426	\$72,800	\$72,500	\$72,800	0%	\$0
6108 - HOLIDAY PAY	\$34,376	\$0	\$0	\$0	0%	\$0
6110 - SICK PAY	\$55,247	\$0	\$0	\$0	0%	\$0
6112 - REGULAR PAY-TRANSIT OPERATORS	\$1,246,286	\$1,072,900	\$1,277,100	\$1,477,158	37.7%	\$404,258
6202 - VACATION	\$89,608	\$0	\$0	\$0	0%	\$0
6249 - MISCELLANEOUS PAY	\$0	\$0		\$137,165	N/A	\$137,165
6302 - FICA - EMPLOYERS SHARE	\$144,091	\$154,700	\$147,000	\$160,071	3.5%	\$5,371
6304 - WISCONSIN RETIREMENT FUND	\$127,763	\$142,200	\$136,000	\$142,808	0.4%	\$608
6305 - WRS PENSION PRIOR SERVICE	\$25,380	\$25,400	\$25,400	\$25,400	0%	\$0
6306 - HEALTH INSURANCE	\$607,104	\$560,900	\$713,800	\$727,999	29.8%	\$167,099
6307 - HEALTH INSURANCE ADMIN FEE	\$23,500	\$0	\$0	\$0	0%	\$0
6308 - DENTAL	\$26,653	\$28,300	\$29,500	\$30,945	9.3%	\$2,645
6310 - LIFE INSURANCE	\$7,140	\$8,100	\$8,100	\$5,264	-35%	-\$2,836
6320 - OTHER BENEFITS	-\$25,705	\$0	\$0	\$0	0%	\$0
6350 - GASB 68 PENSION EXPEN	-\$196,203	\$120,000	\$120,000	\$0	-100%	-\$120,000
6360 - GASB 74 75 OPEB EXPENSE	\$121,234	\$0	\$0	\$0	0%	\$0
Total Personnel Services:	\$2,840,972	\$3,112,700	\$3,048,300	\$3,321,719	6.7%	\$209,019
Operating						
6402 - PS- AUDIT	\$7,308	\$12,000	\$12,000	\$12,000	0%	\$0
6403 - PS - LEGAL/ATTORNEY FEES	\$0	\$1,800	\$1,800	\$1,800	0%	\$0
6404 - PS - MISC CONSULTING / STUDIES	\$81,550	\$86,000	\$86,000	\$86,000	0%	\$0
6411 - ADVERTISING/POSTAGE/PRINTING	\$21,501	\$18,000	\$18,000	\$18,000	0%	\$0
6412 - CONTRACTUAL AGREEMENT PYMNTS	\$2,298	\$78,000	\$115,400	\$115,400	47.9%	\$37,400
6414 - HIRED TRANSIT SERVICES	\$1,493,189	\$1,839,700	\$1,603,800	\$1,603,800	-12.8%	-\$235,900
6415 - SUBSCRIPTION/LICENSING CNTRCTS	\$17,303	\$27,900	\$27,900	\$30,000	7.5%	\$2,100
6416 - PREVENTATIVE MNCT CONTRACTS	\$18,044	\$30,000	\$30,000	\$30,000	0%	\$0
6417 - 3RD PARTY CONTRACTED SERVICE	\$52,334	\$34,500	\$50,000	\$52,000	50.7%	\$17,500

Name	FY2022 YTD Actual	FY2023 Budget: Amended	FY2023 Projected	9-28-23 Latest Version (Transit Utility)	FY2023 Budget: Amended vs. 9-28-23 Latest Version (Transit Utility) (% Change)	FY2023 Budget: Amended vs. 9-28-23 Latest Version (Transit Utility) (\$ Change)
6418 - UNIFORM LAUNDRY/RUGS/CLEANING	\$37,243	\$72,000	\$81,500	\$90,000	25%	\$18,000
6421 - EMPLOYEE TRAINING/DEVELOPMENT	\$10,924	\$23,375	\$17,000	\$17,000	-27.3%	-\$6,375
6422 - PRFSL LICENSE/MEMBERSHIP/BOND	\$3,804	\$5,000	\$5,000	\$5,000	0%	\$0
6423 - EMPLOYEE ALLOWANCE/REIMBRSMNT	\$7,051	\$10,000	\$10,000	\$10,000	0%	\$0
6431 - ADMIN / ENGINEERING FEE	\$0	\$5,000	\$5,000	\$5,000	0%	\$0
6433 - INTERFUND CHARGE BACKS	\$378	\$0	\$3,600	\$7,000	N/A	\$7,000
6441 - RENTAL EXPENSE	\$15,306	\$4,000	\$4,000	\$4,000	0%	\$0
6443 - LEASE EXPENSE	\$3,290	\$0	\$4,500	\$4,500	N/A	\$4,500
6450 - INSURANCE EXPENSE	\$88,285	\$105,400	\$105,400	\$101,000	-4.2%	-\$4,400
6451 - WORKERS COMPENSATION	\$94,300	\$98,500	\$98,500	\$98,500	0%	\$0
6452 - LICENSE & PERMITS	\$130	\$1,100	\$1,100	\$1,100	0%	\$0
6454 - TELEPHONE / INTERNET SERVC	\$6,499	\$7,500	\$7,500	\$7,500	0%	\$0
6455 - UTILITY EXPENSE	\$48,533	\$46,000	\$46,000	\$50,000	8.7%	\$4,000
6511 - EAM INV EXP - FUEL 1521	\$23,670	\$0	\$0	\$0	0%	\$0
6519 - NON-INVENTORY FUEL	\$361,944	\$375,000	\$253,000	\$320,000	-14.7%	-\$55,000
6520 - OFFICE SUPPLIES	\$2,022	\$7,000	\$7,000	\$7,000	0%	\$0
6521 - INVENTORY SUPPLIES	\$15,100	\$0	\$15,000	\$15,000	N/A	\$15,000
6529 - NON-INV - SUPPLIES	\$25,560	\$95,000	\$50,000	\$50,000	-47.4%	-\$45,000
6539 - NON INVENTORY REPAIR PARTS	\$63,793	\$74,000	\$104,000	\$74,000	0%	\$0
6540 - TRAFFIC/PAINT/SIGN MATERIAL	\$0	\$1,000	\$1,000	\$1,000	0%	\$0
6541 - EAM INV EXP - MATERIALS 1524	\$0	\$2,000	\$2,000	\$2,000	0%	\$0
6542 - CHEMICALS	\$0	\$500	\$500	\$500	0%	\$0
6550 - MINOR EQUIPMENT	\$4,523	\$69,517	\$53,000	\$53,000	-23.8%	-\$16,517
6612 - DEPRECIATION	\$775,224	\$900,000	\$875,000	\$875,000	-2.8%	-\$25,000
6721 - INTEREST EXPENSE	\$22,688	\$23,300	\$23,330	\$16,000	-31.3%	-\$7,300
6503 - TIRES & TUBES	\$0	\$0	\$0	\$30,000	N/A	\$30,000
Total Operating:	\$3,303,794	\$4,053,092	\$3,717,830	\$3,793,100	-6.4%	-\$259,992
Capital Outlay						
7204 - MACHINERY & EQUIPMENT	\$0	\$514,000	\$514,000	\$0	-100%	-\$514,000
7210 - MOTOR VEHICLES	\$0	\$1,585,645	\$1,585,645	\$0	-100%	-\$1,585,645
7212 - RADIOS	\$0	\$70,000	\$70,000	\$0	-100%	-\$70,000
7214 - BUILDINGS & BUILDING IMPRVMTS	\$0	\$2,341,947	\$2,341,947	\$5,500	-99.8%	-\$2,336,447
7230 - COMPUTER SOFTWARE	\$0	\$70,000	\$70,000	\$70,000	0%	\$0
Total Capital Outlay:	\$0	\$4,581,592	\$4,581,592	\$75,500	-98.4%	-\$4,506,092

Name	FY2022 YTD Actual	FY2023 Budget: Amended	FY2023 Projected	9-28-23 Latest Version (Transit Utility)	FY2023 Budget: Amended vs. 9- 28-23 Latest Version (Transit Utility) (% Change)	FY2023 Budget: Amended vs. 9- 28-23 Latest Version (Transit Utility) (\$ Change)
Total Expense Objects:	\$6,144,766	\$11,747,384	\$11,347,722	\$7,190,319	-38.8%	-\$4,557,065



Industrial Park Land Fund 0515-1040

Department: Community Development Department
Fund Type: Enterprise Fund,
Non-Major Fund
Category: Redevelopment
Contact Person: Kelly Nieforth,
Director of Community Development

Mission Statement

Create economic development growth in the City by acquiring land for Industrial and Business Parks to encourage investment by private businesses

Strategic Plan Goals

- *Support business retention and expansion, attraction, and entrepreneurship
- *Develop Infrastructure Needed to Support Business and Residential Development

2023 Accomplishments

- *Continued to market city-owned land in industrial and business parks

2024 Goals

- *Continued to market and sell land in the Southwest Industrial Park and Aviation Business Park
 - *Continue to maintain the land and improvements
- Continue to install signage in the parks to market the available property

Revenues by Source

Name	FY2022 YTD Actual	FY2023 Budget: Amended	FY2023 Projected	9-28-23 Latest Version (Ind Park Land Enterprise Fund)	FY2023 Budget: Amended vs. 9-28-23 Latest Version (Ind Park Land Enterprise Fund) (% Change)	FY2023 Budget: Amended vs. 9-28-23 Latest Version (Ind Park Land Enterprise Fund) (\$ Change)
Revenue Source						
Miscellaneous Income						
4920 - RENTAL REVENUE	\$26,919	\$0	\$0	\$0	0%	\$0
4943 - SALE OF LAND	\$0	\$0	\$0	\$500,000	N/A	\$500,000
Total Miscellaneous Income:	\$26,919	\$0	\$0	\$500,000	N/A	\$500,000
Total Revenue Source:	\$26,919	\$0	\$0	\$500,000	N/A	\$500,000

Expenditures by Expense Type

Name	FY2022 YTD Actual	FY2023 Budget: Amended	FY2023 Projected	9-28-23 Latest Version (Ind Park Land Enterprise Fund)	FY2023 Budget: Amended vs. 9- 28-23 Latest Version (Ind Park Land Enterprise Fund) (% Change)	FY2023 Budget: Amended vs. 9- 28-23 Latest Version (Ind Park Land Enterprise Fund) (\$ Change)
Expense Objects						
Operating						
6401 - PS - ENGINEER/SURVEY/APPRAISAL	\$21,516	\$24,000	\$24,000	\$0	-100%	-\$24,000
6455 - UTILITY EXPENSE	\$2,687	\$2,300	\$2,800	\$3,200	39.1%	\$900
6721 - INTEREST EXPENSE	\$6,733	\$5,300	\$5,300	\$4,400	-17%	-\$900
Total Operating:	\$30,936	\$31,600	\$32,100	\$7,600	-75.9%	-\$24,000
Total Expense Objects:	\$30,936	\$31,600	\$32,100	\$7,600	-75.9%	-\$24,000



Mission Statement

To protect public health from water borne diseases and support public safety by providing high quality, cost effective, water treatment, distribution, and water supply used to support fire protection for the community.

Strategic Plan Goals

Improve and Maintain Infrastructure

Support Economic Development

2023 Accomplishments

- *Have gained an increased presence in the community through our public outreach and education program for the upcoming Revised Lead and Copper Rule
 - *Conducted PFAS sampling on finished water
- *Established, conducted, and completed the Clearwells, AD Hoc Committee meetings to solicit community input on the project
 - *Established a residential cross connection program to meet the regulatory requirements set forth by the WDNR

2024 Goals

- *Continue acquisition and shop drawing review for the replacement of the Ozone Disinfection system and Liquid Oxygen storage equipment
 - *Complete Corrosion Control Chemical Feed Improvement project
- *Continue to improve our water lateral material database to meet the 2024 Lead and Copper Rule requirements.
 - *Implement a public-facing water service lateral database

Personnel Positions

Water Utility (0541-XXXX)			
PERSONNEL POSITIONS			
Position Title	Current Budgeted Employees	Current Actual Employees	2024 Proposed Employees
Utility Operations Manager	0.50	0.50	0.50
Water Filtration Plant Mgr	1.00	1.00	1.00
Operations Supervisor	1.00	1.00	1.00
Industrial/Electrical Tech	1.00	1.00	1.00
Electrical Mechanical Tech WF	2.00	2.00	2.00
Water Filtration Operator II	6.00	5.00	6.00
Water Filtration Operator I	0.00	1.00	0.00
Maintenance Mechanic	2.00	2.00	2.00
Environmental Health Specialist I	1.00	0.50	0.50
Environmental Health Specialist II	1.00	1.00	1.00
Water Distribution Mgr	1.00	1.00	1.00
Asst Water Dist Mgr	1.00	1.00	1.00
Lead Water Equip Oper	1.00	1.00	1.00
Lead Water Maint Worker	4.00	4.00	4.00
Water Maintenance Worker	10.00	10.00	10.00
Office Assistant WD	2.00	2.00	2.00
Maintenance Worker	1.00	1.00	1.00
Civil Engineer Supervisor	0.10	0.10	0.10
Construction Management Supvr	0.20	0.20	0.20
Civil Engineer	0.33	0.33	0.33
Civil Engineer Technician II	0.33	0.33	0.33
Civil Engineering Tech I	0.33	0.33	0.33
Civil Engineer Tech II - Utilities GIS	0.33	0.33	0.33
Utility Locator I	0.33	0.33	0.33
Director of Public Works	0.10	0.10	0.10
Asst Dir of Pub Wks/Util Gen Mgr	0.25	0.25	0.25
Eng Division Mgr/City Eng	0.15	0.15	0.15
Management Analyst	0.50	0.50	0.50
Plumbing Inspector	0.50	0.30	0.30
Director of Finance	0.25	0.25	0.25
Financial Utility Manager	0.33	0.33	0.33
Account Clerk II (4 @ .33)	1.32	1.32	1.32
Account Clerk II (3 @ .20)	0.40	0.60	0.60
Account Clerk II (1 @ .10)	0.10	0.10	0.10
Account Clerk III	0.25	0.25	0.20
Customer Service Clerk	0.33	0.33	0.33
Safety Risk Mgmt. Officer	0.33	0.33	0.33
GIS Administrator	0.20	0.20	0.20
TOTAL PERSONNEL	42.46	41.96	41.91

Revenues by Source

Name	FY2022 YTD Actual	FY2023 Budget: Amended	FY2023 Projected	9-28-23 Latest Version (Water Utility)	FY2023 Budget: Amended vs. 9-28-23 Latest Version (Water Utility) (% Change)	FY2023 Budget: Amended vs. 9-28-23 Latest Version (Water Utility) (\$ Change)
Revenue Source						
Fines, Forfeits and Penalties						
4408 - RETURNED CHECK CHARGE	\$8,225	\$5,300	\$6,000	\$6,000	13.2%	\$700
Total Fines, Forfeits and Penalties:	\$8,225	\$5,300	\$6,000	\$6,000	13.2%	\$700
Miscellaneous Income						
4706 - METERED SALES-RESIDENTIAL	\$6,869,021	\$8,061,000	\$7,494,000	\$8,114,400	0.7%	\$53,400
4708 - METERED SALES-COMMERCIAL	\$2,503,212	\$2,874,600	\$2,766,200	\$2,990,100	4%	\$115,500
4709 - METERED SALES-MULTIFAMILY	\$1,200,611	\$1,453,000	\$1,312,400	\$1,429,500	-1.6%	-\$23,500
4710 - METERED SALES-INDUSTRIAL	\$1,109,007	\$1,368,400	\$1,210,500	\$1,309,500	-4.3%	-\$58,900
4712 - METERED SALES-PUBLIC	\$1,283,721	\$1,515,800	\$1,475,000	\$1,602,500	5.7%	\$86,700
4713 - METERED SALES-MUNICIPAL	\$134,641	\$147,500	\$161,400	\$173,000	17.3%	\$25,500
4714 - FLAT RATE FIRE PROT-COMMERCIAL	\$136,345	\$152,500	\$145,000	\$151,300	-0.8%	-\$1,200
4715 - FLAT RATE FIRE PROT-INDUSTRIAL	\$51,899	\$57,200	\$54,200	\$56,000	-2.1%	-\$1,200
4716 - FLAT RATE FIRE PROT-PUBLIC	\$32,188	\$35,300	\$34,200	\$36,000	2%	\$700
4717 - FLAT RATE FIRE PROT-MUNICIPAL	\$2,328	\$2,600	\$2,500	\$2,600	0%	\$0
4719 - PUBLIC FIRE PROTECTION SERVICE	\$1,965,992	\$2,078,300	\$1,967,400	\$2,217,100	6.7%	\$138,800
4728 - SERVICE CONNECTIONS	-\$3,035	\$0	\$0	\$0	0%	\$0
4729 - SERVICE CUT-INS	\$15,946	\$10,000	\$10,000	\$10,000	0%	\$0
4792 - MISC SERVICE REVENUES	\$15,872	\$20,000	\$30,000	\$30,000	50%	\$10,000
4794 - FORFEITED DISCOUNTS	\$98,495	\$100,000	\$100,000	\$100,000	0%	\$0
4908 - INTEREST-OTHER INVESTMENTS	\$394,956	\$316,400	\$328,500	\$203,500	-35.7%	-\$112,900
4916 - CAPITAL GAINS ON INVESTMENTS	-\$520,939	-\$156,900	\$0	\$0	-100%	\$156,900
4920 - RENTAL REVENUE	\$122,716	\$130,000	\$130,000	\$130,000	0%	\$0
4972 - MISCELLANEOUS REVENUE	\$100,495	\$15,000	\$90,000	\$90,000	500%	\$75,000
4982 - CONTRIBUTED CAPITAL INCOME	\$155,072	\$57,900	\$57,900	\$57,900	0%	\$0
Total Miscellaneous Income:	\$15,668,542	\$18,238,600	\$17,369,200	\$18,703,400	2.5%	\$464,800

Name	FY2022 YTD Actual	FY2023 Budget: Amended	FY2023 Projected	9-28-23 Latest Version (Water Utility)	FY2023 Budget: Amended vs. 9-28- 23 Latest Version (Water Utility) (% Change)	FY2023 Budget: Amended vs. 9-28- 23 Latest Version (Water Utility) (\$ Change)
Other Financing						
5300 - SALE OF CAPITAL ASSETS	\$5,744	\$0	\$0	\$0	0%	\$0
Total Other Financing:	\$5,744	\$0	\$0	\$0	0%	\$0
Total Revenue Source:	\$15,682,511	\$18,243,900	\$17,375,200	\$18,709,400	2.6%	\$465,500

Expenditures by Expense Type

Name	FY2022 YTD Actual	FY2023 Budget: Amended	FY2023 Projected	9-28-23 Latest Version (Water Utility)	FY2023 Budget: Amended vs. 9-28-23 Latest Version (Water Utility) (% Change)	FY2023 Budget: Amended vs. 9-28-23 Latest Version (Water Utility) (\$ Change)
Expense Objects						
Personnel Services						
6102 - REGULAR PAY	\$2,481,763	\$2,843,900	\$2,640,700	\$2,855,929	0.4%	\$12,029
6104 - OVERTIME PAY	\$70,717	\$107,900	\$142,600	\$112,902	4.6%	\$5,002
6249 - MISCELLANEOUS PAY	\$0	\$0	\$0	\$194,015	N/A	\$194,015
6302 - FICA - EMPLOYERS SHARE	\$148,384	\$218,400	\$218,900	\$226,093	3.5%	\$7,693
6304 - WISCONSIN RETIREMENT FUND	\$164,299	\$202,300	\$202,100	\$203,622	0.7%	\$1,322
6305 - WRS PENSION PRIOR SERVICE	\$31,469	\$31,500	\$31,500	\$31,500	0%	\$0
6306 - HEALTH INSURANCE	\$578,829	\$593,800	\$649,200	\$715,987	20.6%	\$122,187
6307 - HEALTH INSURANCE ADMIN FEE	\$25,000	\$0	\$0	\$0	0%	\$0
6308 - DENTAL	\$29,418	\$41,400	\$41,400	\$32,156	-22.3%	-\$9,244
6310 - LIFE INSURANCE	\$6,894	\$9,200	\$9,200	\$8,195	-10.9%	-\$1,005
6320 - OTHER BENEFITS	\$0	\$500	\$500	\$500	0%	\$0
6350 - GASB 68 PENSION EXPEN	-\$276,118	\$200,000	\$200,000	\$200,000	0%	\$0
6360 - GASB 74 75 OPEB EXPENSE	\$119,168	\$0	\$0	\$0	0%	\$0
Total Personnel Services:	\$3,379,824	\$4,248,900	\$4,136,100	\$4,580,898	7.8%	\$331,998
Operating						
6401 - PS - ENGINEER/SURVEY/APPRAISAL	\$246,476	\$456,986	\$506,300	\$536,300	17.4%	\$79,314
6402 - PS- AUDIT	\$9,134	\$7,900	\$10,000	\$10,000	26.6%	\$2,100
6403 - PS - LEGAL/ATTORNEY FEES	\$795	\$200	\$1,000	\$1,000	400%	\$800
6404 - PS - MISC CONSULTING / STUDIES	\$7,167	\$17,000	\$12,100	\$23,600	38.8%	\$6,600
6411 - ADVERTISING/POSTAGE/PRINTING	\$73,033	\$11,000	\$72,000	\$99,000	800%	\$88,000
6412 - CONTRACTUAL AGREEMENT PYMNTS	\$20,801	\$15,800	\$21,200	\$21,200	34.2%	\$5,400
6415 - SUBSCRIPTION/LICENSING CNTRCTS	\$41,256	\$81,500	\$66,650	\$75,750	-7.1%	-\$5,750
6416 - PREVENTATIVE MNTC CONTRACTS	\$75,371	\$1,222,100	\$123,300	\$1,314,300	7.5%	\$92,200
6417 - 3RD PARTY CONTRACTED SERVICE	\$315,861	\$1,174,423	\$1,346,000	\$1,367,500	16.4%	\$193,077
6418 - UNIFORM LAUNDRY/RUGS/CLEANING	\$5,621	\$6,000	\$15,000	\$20,000	233.3%	\$14,000
6421 - EMPLOYEE TRAINING/DEVELOPMENT	\$13,034	\$14,800	\$19,700	\$26,600	79.7%	\$11,800
6422 - PRFSL LICENSE/MEMBERSHIP/BOND	\$4,764	\$6,000	\$7,400	\$8,100	35%	\$2,100

Name	FY2022 YTD Actual	FY2023 Budget: Amended	FY2023 Projected	9-28-23 Latest Version (Water Utility)	FY2023 Budget: Amended vs. 9-28-23 Latest Version (Water Utility) (% Change)	FY2023 Budget: Amended vs. 9-28-23 Latest Version (Water Utility) (\$ Change)
6423 - EMPLOYEE ALLOWANCE/REIMBRSMNT	\$4,635	\$9,600	\$9,400	\$14,800	54.2%	\$5,200
6431 - ADMIN / ENGINEERING FEE	\$18,383	\$55,000	\$27,000	\$27,000	-50.9%	-\$28,000
6433 - INTERFUND CHARGE BACKS	\$81,938	\$175,000	\$167,500	\$263,600	50.6%	\$88,600
6434 - PROPERTY TAX EQUIVALENT	\$1,542,600	\$1,542,600	\$1,542,600	\$1,542,600	0%	\$0
6441 - RENTAL EXPENSE	\$4,340	\$4,000	\$6,100	\$6,300	57.5%	\$2,300
6443 - LEASE EXPENSE	\$4,641	\$4,000	\$6,500	\$7,100	77.5%	\$3,100
6450 - INSURANCE EXPENSE	\$104,444	\$130,000	\$130,000	\$130,000	0%	\$0
6451 - WORKERS COMPENSATION	\$122,600	\$128,100	\$128,100	\$128,100	0%	\$0
6452 - LICENSE & PERMITS	\$11,451	\$13,400	\$12,200	\$13,400	0%	\$0
6454 - TELEPHONE / INTERNET SERVC	\$60,383	\$65,600	\$60,950	\$63,150	-3.7%	-\$2,450
6455 - UTILITY EXPENSE	\$885,909	\$1,057,900	\$1,195,500	\$1,249,000	18.1%	\$191,100
6462 - INVENTORY OVER/SHORT	-\$215	\$0	\$0	\$0	0%	\$0
6465 - BANK FEES	\$5,425	\$5,300	\$5,300	\$5,300	0%	\$0
6469 - UNCOLLECTIBLE ACCOUNTS	\$1,774	\$3,000	\$3,500	\$1,000	-66.7%	-\$2,000
6511 - EAM INV EXP - FUEL 1521	\$4,369	\$2,500	\$5,500	\$5,500	120%	\$3,000
6513 - MOTOR OIL (LUBRICANTS)	\$2,714	\$5,100	\$6,600	\$6,600	29.4%	\$1,500
6514 - WELDING & MISC GASES	\$666	\$600	\$1,200	\$1,200	100%	\$600
6519 - NON-INVENTORY FUEL	\$44	\$0	\$0	\$1,000	N/A	\$1,000
6520 - OFFICE SUPPLIES	\$5,728	\$11,400	\$12,700	\$13,700	20.2%	\$2,300
6521 - INVENTORY SUPPLIES	\$144,138	\$162,100	\$143,400	\$160,900	-0.7%	-\$1,200
6529 - NON-INV - SUPPLIES	\$152,573	\$181,400	\$218,200	\$213,200	17.5%	\$31,800
6539 - NON INVENTORY REPAIR PARTS	\$48,984	\$61,500	\$76,000	\$81,500	32.5%	\$20,000
6541 - EAM INV EXP - MATERIALS 1524	\$75,348	\$161,800	\$163,300	\$163,300	0.9%	\$1,500
6542 - CHEMICALS	\$672,428	\$751,000	\$1,037,000	\$1,273,000	69.5%	\$522,000
6550 - MINOR EQUIPMENT	\$48,941	\$75,300	\$71,800	\$100,200	33.1%	\$24,900
6611 - DEP EXP-WATER	\$3,713,498	\$3,830,800	\$3,824,200	\$3,830,800	0%	\$0
6721 - INTEREST EXPENSE	\$1,483,523	\$1,462,100	\$1,462,100	\$1,980,000	35.4%	\$517,900
6725 - BOND DISCOUNT & COST	\$124,865	\$53,800	\$53,800	\$53,800	0%	\$0
6729 - BOND ISSUE	\$85,000	\$88,600	\$88,600	\$88,600	0%	\$0
6730 - BOND SERVICE FEES	\$1,000	\$1,500	\$1,500	\$1,600	6.7%	\$100
Total Operating:	\$10,225,438	\$13,056,709	\$12,661,200	\$14,929,600	14.3%	\$1,872,891
Capital Outlay						
7204 - MACHINERY & EQUIPMENT	\$0	\$1,330,000	\$1,330,000	\$1,330,000	0%	\$0
7230 - COMPUTER SOFTWARE	\$4,400	\$373	\$373	\$373	0%	\$0
Total Capital Outlay:	\$4,400	\$1,330,373	\$1,330,373	\$1,330,373	0%	\$0
Total Expense Objects:	\$13,609,662	\$18,635,982	\$18,127,673	\$20,840,871	11.8%	\$2,204,889



Mission Statement

To protect public health and the water environment by providing high quality and cost-effective wastewater treatment services for the community.

Strategic Plan Goals

Improve and Maintain our Infrastructure

Support Economic Development

2023 Accomplishments

*Several outstanding projects from 2018-2022 are completed or in progress

*Completed WPDES permit renewal

*Continued Inflow and Infiltration reduction projects

*Upgraded the polymer feed system for dewatering solid waste

2024 Goals

*Begin concrete renovations at the Wastewater Treatment Plant starting with the Truck Bay #1 hatch to alleviate safety concerns. Other items to be addressed include: replacement of warped plates to overhead doors; repairing cracks, spilled concrete, and exposed rebar in walls and ceilings; addressing cracked and spilled face brick on the exterior of the building; remedying failed tank and other coatings; mitigating seepage under masonry walls and leakage at expansion joints; and reconstructing severely deteriorated primary clarifier walls

*Complete the roof replacement for the Waterwater Treatment Plant's Headworks building and Digester building

*Complete the final design for the tertiary filtration facility

Personnel Positions

Sewer Utility (0551-XXXX)			
PERSONNEL POSITIONS			
Position Title	Current Budgeted Employees	Current Actual Employees	2024 Proposed Employees
Utility Operations Manager	0.50	0.50	0.50
WW Treatment Plant Mgr	1.00	1.00	1.00
WW Maintenance Supervisor	1.00	1.00	1.00
Industrial / Electrical Technician	1.00	1.00	1.00
WW Electrical Mechanical Tech	1.00	1.00	1.00
Plumbing Inspector	0.50	0.00	0.00
Industrial Pretreatment Coord.	1.00	1.00	1.00
Chemist	1.00	1.00	1.00
Wastewater Plant Supervisor	1.00	1.00	1.00
Instrumentation Technician	1.00	1.00	1.00
Lead Maintenance Mechanic	1.00	1.00	1.00
Maintenance Mechanic	5.00	5.00	5.00
WW Solids Operator II	3.00	3.00	3.00
WW Liquids Operator II	8.00	8.00	8.00
WW Liquids Operator I	0.00	0.00	0.00
Utility Operator	1.00	1.00	1.00
Civil Engineer Supervisor	0.10	0.10	0.10
Construction Management Supvr	0.20	0.20	0.20
Civil Engineer	0.33	0.33	0.33
Civil Engineering Tech II	0.33	0.33	0.33
Civil Engineering Tech I	0.33	0.33	0.33
Env Health Specialist I	0.50	0.50	0.50
Civil Engineer Tech II - Utilities GIS	0.33	0.33	0.33
Utility Locator I	0.33	0.33	0.33
PW Street Supervisor	0.75	0.75	0.75
Office Assistant, Streets	0.25	0.25	0.25
Director of Public Works	0.10	0.10	0.10
Asst Dir of Pub Wks/Util Gen Mgr	0.25	0.25	0.25
Eng Division Mgr/City Eng	0.15	0.15	0.15
Management Analyst	0.50	0.50	0.50
Director of Finance	0.25	0.25	0.25
Financial Utility Manager	0.33	0.33	0.33
Account Clerk II (4 @ .33)	1.32	1.32	1.32
Account Clerk II (3 @ .20)	0.40	0.60	0.60
Account Clerk II (1 @ .10)	0.15	0.15	0.15
Account Clerk III	0.25	0.25	0.20
Customer Service Clerk	0.33	0.33	0.33
Safety Risk Mgmt. Officer	0.33	0.33	0.33
GIS Administrator	0.20	0.20	0.20
TOTAL PERSONNEL	35.01	34.71	34.66

Revenues by Source

Name	FY2022 YTD Actual	FY2023 Budget: Amended	FY2023 Projected	9-28-23 Latest Version (Sewer Utility)	FY2023 Budget: Amended vs. 9-28-23 Latest Version (Sewer Utility) (% Change)	FY2023 Budget: Amended vs. 9-28-23 Latest Version (Sewer Utility) (\$ Change)
Revenue Source						
Miscellaneous Income						
4721 - SEWERAGE SERVICE	\$16,043,820	\$17,009,900	\$17,137,400	\$17,776,500	4.5%	\$766,600
4722 - PRETREATMENT	\$95,500	\$96,900	\$103,000	\$110,000	13.5%	\$13,100
4723 - SEPTAGE DISPOSAL	\$205,569	\$163,300	\$210,000	\$163,300	0%	\$0
4794 - FORFEITED DISCOUNTS	\$102,655	\$102,100	\$100,000	\$100,000	-2.1%	-\$2,100
4798 - INTEREST EXPENSE SUBSIDY	\$13,513	\$15,300	\$15,300	\$15,300	0%	\$0
4908 - INTEREST-OTHER INVESTMENTS	\$494,475	\$348,500	\$500,000	\$300,000	-13.9%	-\$48,500
4916 - CAPITAL GAINS ON INVESTMENTS	-\$539,406	-\$176,000	\$0	\$0	-100%	\$176,000
4972 - MISCELLANEOUS REVENUE	\$11,410	\$25,000	\$10,000	\$10,000	-60%	-\$15,000
4982 - CONTRIBUTED CAPITAL INCOME	\$202,900	\$378,500	\$378,500	\$378,500	0%	\$0
Total Miscellaneous Income:	\$16,630,437	\$17,963,500	\$18,454,200	\$18,853,600	5%	\$890,100
Other Financing						
5300 - SALE OF CAPITAL ASSETS	\$1,299	\$0	\$0	\$0	0%	\$0
Total Other Financing:	\$1,299	\$0	\$0	\$0	0%	\$0
Total Revenue Source:	\$16,631,736	\$17,963,500	\$18,454,200	\$18,853,600	5%	\$890,100

Expenditures by Expense Type

Name	FY2022 YTD Actual	FY2023 Budget: Amended	FY2023 Projected	9-28-23 Latest Version (Sewer Utility)	FY2023 Budget: Amended vs. 9-28-23 Latest Version (Sewer Utility) (%) Change	FY2023 Budget: Amended vs. 9-28-23 Latest Version (Sewer Utility) (\$) Change
Expense Objects						
Personnel Services						
6102 - REGULAR PAY	\$2,458,493	\$2,450,400	\$2,375,100	\$2,482,405	1.3%	\$32,005
6104 - OVERTIME PAY	\$34,427	\$5,500	\$27,000	\$5,500	0%	\$0
6249 - MISCELLANEOUS PAY	\$0	\$0	\$0	\$191,053	N/A	\$191,053
6302 - FICA - EMPLOYERS SHARE	\$184,285	\$182,500	\$182,500	\$183,168	0.4%	\$668
6304 - WISCONSIN RETIREMENT FUND	\$163,676	\$173,000	\$173,000	\$167,539	-3.2%	-\$5,461
6305 - WRS PENSION PRIOR SERVICE	\$33,772	\$33,800	\$33,800	\$33,800	0%	\$0
6306 - HEALTH INSURANCE	\$548,595	\$529,700	\$528,300	\$598,560	13%	\$68,860
6307 - HEALTH INSURANCE ADMIN FEE	\$20,200	\$0	\$0	\$0	0%	\$0
6308 - DENTAL	\$29,372	\$30,200	\$30,200	\$28,966	-4.1%	-\$1,234
6310 - LIFE INSURANCE	\$7,818	\$7,800	\$7,800	\$6,619	-15.1%	-\$1,181
6350 - GASB 68 PENSION EXPEN	-\$240,938	\$184,000	\$184,000	\$184,000	0%	\$0
6360 - GASB 74 75 OPEB EXPENSE	\$78,267	\$0	\$0	\$0	0%	\$0
Total Personnel Services:	\$3,317,966	\$3,596,900	\$3,541,700	\$3,881,611	7.9%	\$284,711
Operating						
6401 - PS - ENGINEER/SURVEY/APPRaisal	\$262,091	\$512,558	\$543,500	\$555,500	8.4%	\$42,942
6402 - PS - AUDIT	\$9,134	\$8,000	\$10,000	\$10,000	25%	\$2,000
6403 - PS - LEGAL/ATTORNEY FEES	\$107,125	\$230,000	\$230,000	\$230,000	0%	\$0
6404 - PS - MISC CONSULTING / STUDIES	\$66,011	\$3,000	\$75,000	\$116,000	3,766.7%	\$113,000
6411 - ADVERTISING/POSTAGE/PRINTING	\$1,163	\$67,200	\$67,300	\$77,300	15%	\$10,100
6412 - CONTRACTUAL AGREEMENT PYMNTS	\$32,979	\$36,700	\$10,800	\$34,300	-6.5%	-\$2,400
6415 - SUBSCRIPTION/LICENSING CNTRCTS	\$55,794	\$93,925	\$97,800	\$109,500	16.6%	\$15,575
6416 - PREVENTATIVE MNCT CONTRACTS	\$481,554	\$577,472	\$575,800	\$625,800	8.4%	\$48,328
6417 - 3RD PARTY CONTRACTED SERVICE	\$329,987	\$460,300	\$499,000	\$519,000	12.8%	\$58,700
6418 - UNIFORM LAUNDRY/RUGS/CLEANING	\$7,263	\$8,550	\$9,000	\$9,200	7.6%	\$650
6421 - EMPLOYEE TRAINING/DEVELOPMENT	\$10,834	\$12,000	\$18,200	\$18,200	51.7%	\$6,200
6422 - PRFSL LICENSE/MEMERSHIP/BOND	\$2,600	\$4,200	\$5,200	\$5,700	35.7%	\$1,500
6423 - EMPLOYEE ALLOWANCE/REIMBRSMNT	\$1,660	\$2,700	\$6,000	\$6,000	122.2%	\$3,300

Name	FY2022 YTD Actual	FY2023 Budget: Amended	FY2023 Projected	9-28-23 Latest Version (Sewer Utility)	FY2023 Budget: Amended vs. 9-28-23 Latest Version (Sewer Utility) (%) Change	FY2023 Budget: Amended vs. 9-28-23 Latest Version (Sewer Utility) (\$) Change
6431 - ADMIN / ENGINEERING FEE	\$57,800	\$95,000	\$0	\$0	-100%	-\$95,000
6433 - INTERFUND CHARGE BACKS	\$17,797	\$434,000	\$434,000	\$682,200	57.2%	\$248,200
6441 - RENTAL EXPENSE	\$11,167	\$10,000	\$11,000	\$11,000	10%	\$1,000
6443 - LEASE EXPENSE	\$720	\$200	\$900	\$900	350%	\$700
6450 - INSURANCE EXPENSE	\$117,332	\$130,300	\$147,800	\$145,100	11.4%	\$14,800
6451 - WORKERS COMPENSATION	\$74,837	\$78,800	\$78,800	\$78,800	0%	\$0
6452 - LICENSE & PERMITS	\$17,610	\$35,800	\$35,800	\$39,800	11.2%	\$4,000
6454 - TELEPHONE / INTERNET SERVC	\$44,131	\$44,000	\$46,500	\$52,500	19.3%	\$8,500
6455 - UTILITY EXPENSE	\$887,900	\$928,000	\$978,000	\$1,023,000	10.2%	\$95,000
6462 - INVENTORY OVER/SHORT	-\$18,573	\$0	\$0	\$0	0%	\$0
6465 - BANK FEES	\$6,048	\$4,200	\$4,200	\$4,200	0%	\$0
6469 - UNCOLLECTIBLE ACCOUNTS	\$3,698	\$4,200	\$500	\$500	-88.1%	-\$3,700
6511 - EAM INV EXP - FUEL 1521	\$43,524	\$0	\$45,000	\$45,000	N/A	\$45,000
6512 - COMPRESSED NATURAL GAS	\$6,978	\$0	\$0	\$0	0%	\$0
6513 - MOTOR OIL (LUBRICANTS)	\$4,520	\$4,500	\$9,000	\$9,000	100%	\$4,500
6514 - WELDING & MISC GASES	\$1,688	\$2,100	\$2,100	\$4,100	95.2%	\$2,000
6519 - NON-INVENTORY FUEL	\$1,516	\$6,000	\$6,000	\$6,000	0%	\$0
6520 - OFFICE SUPPLIES	\$44,356	\$64,200	\$65,600	\$65,600	2.2%	\$1,400
6521 - INVENTORY SUPPLIES	\$74,815	\$54,400	\$41,600	\$42,600	-21.7%	-\$11,800
6529 - NON-INV - SUPPLIES	\$139,999	\$108,300	\$125,900	\$110,000	1.6%	\$1,700
6531 - EAM INV EXP - CASTINGS 1510	\$5,370	\$6,000	\$6,000	\$7,000	16.7%	\$1,000
6539 - NON INVENTORY REPAIR PARTS	\$92,083	\$132,574	\$164,000	\$165,000	24.5%	\$32,426
6541 - EAM INV EXP - MATERIALS 1524	\$0	\$600	\$20,600	\$22,600	3,666.7%	\$22,000
6542 - CHEMICALS	\$616,177	\$600,800	\$715,800	\$715,800	19.1%	\$115,000
6550 - MINOR EQUIPMENT	-\$51,555	\$167,000	\$79,500	\$90,800	-45.6%	-\$76,200
6612 - DEPRECIATION	\$3,959,085	\$4,283,900	\$4,180,800	\$4,283,900	0%	\$0
6721 - INTEREST EXPENSE	\$2,376,741	\$2,269,800	\$2,269,800	\$2,689,000	18.5%	\$419,200
6725 - BOND DISCOUNT & COST	\$216,215	\$85,800	\$85,800	\$85,800	0%	\$0
6729 - BOND ISSUE	\$113,500	\$160,000	\$160,000	\$160,000	0%	\$0
6730 - BOND SERVICE FEES	\$2,000	\$900	\$2,000	\$2,000	122.2%	\$1,100
Total Operating:	\$10,235,675	\$11,727,979	\$11,864,600	\$12,858,700	9.6%	\$1,130,721
Capital Outlay						
7230 - COMPUTER SOFTWARE	\$4,400	\$373	\$373	\$373	0%	\$0
Total Capital Outlay:	\$4,400	\$373	\$373	\$373	0%	\$0
Total Expense Objects:	\$13,558,041	\$15,325,252	\$15,406,673	\$16,740,685	9.2%	\$1,415,432



Storm Water Utility 0561

Department: Public Works Department
Fund Type: Enterprise Fund,
Major Fund
Contact Person: James Rabe,
Director of Public Works

Mission Statement

Manage storm water runoff in the City through flood control projects and water quality improvements (as required by WDNR).

Strategic Plan Goals

Improve and Maintain our Infrastructure

*Storm Water Management

Improve our Quality of Life Assets

Support Economic Development

2023 Accomplishments

*Started construction on Sawyer Creek Rural II Basin

*Began work on Parkway Basin construction

*Storm sewer upgraded with reconstruction projects including two upgraded outfalls

2024 Goals

*Storm sewer upgrades at Stringham Creek to assist with flooding in the 9th Avenue/Ohio Street area

*Complete Sawyer Creek Rural II Basin

*Storm sewer system upgrades with reconstruction projects

Personnel Positions

Storm Water Utility (0561-XXXX)			
PERSONNEL POSITIONS			
Position Title	Current Budgeted Employees	Current Actual Employees	2024 Proposed Employees
Civil Engineer Supervisor	0.50	0.50	0.50
Principal Civil Engineer	1.00	0.00	0.00
Civil Engineer	1.34	2.34	2.34
Civil Engineer - Entry Level	0.00	1.00	1.00
Civil Engineer Technician I	1.00	1.00	1.00
Civil Engineer Technician II	0.34	0.34	0.34
Civil Engineer Tech II - Utilities GIS	0.33	0.33	0.33
Construction Management Supvr	0.30	0.30	0.30
Utility Locator	0.34	0.34	0.34
PW Street Supervisor	0.75	0.75	0.75
Office Assistant, Streets	0.25	0.25	0.25
Director of Public Works	0.20	0.20	0.20
Asst Dir of Pub Wks/Utl Gen Mgr	0.25	0.25	0.25
Engineering Mgr/City Engineer	0.20	0.20	0.20
Office Asst PW/Eng	0.30	0.30	0.30
Director of Finance	0.25	0.25	0.25
Financial Utility Manager	0.34	0.34	0.34
Account Clerk II (4 @ .33)	1.32	1.32	1.32
Account Clerk II (3 @ .20)	0.40	0.60	0.60
Account Clerk II (1 @ .10)	0.15	0.15	0.15
Account Clerk III	0.25	0.25	0.20
Customer Service Clerk	0.25	0.25	0.25
GIS Administrator	0.20	0.20	0.20
TOTAL PERSONNEL	10.26	11.46	11.41

Revenues by Source

Name	FY2022 YTD Actual	FY2023 Budget: Amended	FY2023 Projected	9-28-23 Latest Version (Storm Water Utility)	FY2023 Budget: Amended vs. 9-28-23 Latest Version (Storm Water Utility) (% Change)	FY2023 Budget: Amended vs. 9-28-23 Latest Version (Storm Water Utility) (\$ Change)
Revenue Source						
Intergovernmental						
4263 - SUBRECIPIENT GRANT	\$0	\$0	\$77,600	\$0	0%	\$0
Total Intergovernmental:	\$0	\$0	\$77,600	\$0	0%	\$0
Charges for Services						
4557 - STREET SERVICES	\$16,216	\$0	\$0	\$0	0%	\$0
Total Charges for Services:	\$16,216	\$0	\$0	\$0	0%	\$0
Miscellaneous Income						
4720 - STORM WATER FEES	\$13,038,383	\$14,004,200	\$13,913,100	\$14,910,400	6.5%	\$906,200
4725 - SITE PLAN REVIEW FEES	\$0	\$1,000	\$1,000	\$1,000	0%	\$0
4794 - FORFEITED DISCOUNTS	\$59,218	\$40,000	\$60,000	\$60,000	50%	\$20,000
4908 - INTEREST-OTHER INVESTMENTS	\$566,502	\$409,800	\$400,000	\$300,000	-26.8%	-\$109,800
4916 - CAPITAL GAINS ON INVESTMENTS	-\$789,224	-\$1,000,000	\$0	\$0	-100%	\$1,000,000
4972 - MISCELLANEOUS REVENUE	\$2,435	\$10,000	\$20,000	\$10,000	0%	\$0
4982 - CONTRIBUTED CAPITAL INCOME	\$136,970	\$75,000	\$75,000	\$75,000	0%	\$0
Total Miscellaneous Income:	\$13,014,284	\$13,540,000	\$14,469,100	\$15,356,400	13.4%	\$1,816,400
Other Financing						
5300 - SALE OF CAPITAL ASSETS	\$1,080	\$0	\$0	\$0	0%	\$0
Total Other Financing:	\$1,080	\$0	\$0	\$0	0%	\$0
Total Revenue Source:	\$13,031,580	\$13,540,000	\$14,546,700	\$15,356,400	13.4%	\$1,816,400

Expenditures by Expense Type

Name	FY2022 YTD Actual	FY2023 Budget: Amended	FY2023 Projected	9-28-23 Latest Version (Storm Water Utility)	FY2023 Budget: Amended vs. 9-28-23 Latest Version (Storm Water Utility) (% Change)	FY2023 Budget: Amended vs. 9-28-23 Latest Version (Storm Water Utility) (\$ Change)
Expense Objects						
Personnel Services						
6102 - REGULAR PAY	\$925,683	\$718,000	\$775,200	\$809,669	12.8%	\$91,669
6103 - REGULAR PAY - TEMP EMPLOYEE	\$3,281	\$6,900	\$6,900	\$6,900	0%	\$0
6104 - OVERTIME PAY	\$8,165	\$500	\$8,300	\$500	0%	\$0
6249 - MISCELLANEOUS PAY	\$0	\$0	\$0	\$51,088	N/A	\$51,088
6302 - FICA - EMPLOYERS SHARE	\$71,497	\$52,600	\$52,600	\$61,681	17.3%	\$9,081
6304 - WISCONSIN RETIREMENT FUND	\$63,561	\$51,100	\$51,100	\$55,639	8.9%	\$4,539
6305 - WRS PENSION PRIOR SERVICE	\$10,080	\$10,100	\$10,100	\$10,100	0%	\$0
6306 - HEALTH INSURANCE	\$209,431	\$131,300	\$159,100	\$159,068	21.1%	\$27,768
6308 - DENTAL	\$10,503	\$8,900	\$8,900	\$7,297	-18%	-\$1,603
6310 - LIFE INSURANCE	\$2,686	\$2,300	\$2,300	\$2,152	-6.4%	-\$148
6350 - GASB 68 PENSION EXPEN	-\$96,096	\$80,000	\$80,000	\$80,000	0%	\$0
6360 - GASB 74 75 OPEB EXPENSE	\$34,694	\$3,000	\$3,000	\$3,000	0%	\$0
Total Personnel Services:	\$1,243,485	\$1,064,700	\$1,157,500	\$1,247,096	17.1%	\$182,396
Operating						
6401 - PS - ENGINEER/SURVEY/APPRaisal	\$163,021	\$83,903	\$78,000	\$82,000	-2.3%	-\$1,903
6402 - PS - AUDIT	\$8,197	\$8,000	\$9,000	\$9,000	12.5%	\$1,000
6403 - PS - LEGAL/ATTORNEY FEES	\$60,702	\$35,000	\$90,500	\$50,500	44.3%	\$15,500
6404 - PS - MISC CONSULTING / STUDIES	\$62,695	\$155,945	\$33,000	\$78,000	-50%	-\$77,945
6411 - ADVERTISING/POSTAGE/PRINTING	\$6,560	\$68,000	\$76,500	\$95,000	39.7%	\$27,000
6412 - CONTRACTUAL AGREEMENT PYMNTS	\$207,973	\$50,000	\$45,000	\$45,000	-10%	-\$5,000
6415 - SUBSCRIPTION/LICENSING CNTRCTS	\$33,791	\$59,325	\$65,200	\$79,700	34.3%	\$20,375
6416 - PREVENTATIVE MNCT CONTRACTS	\$36,887	\$83,900	\$12,000	\$12,000	-85.7%	-\$71,900
6417 - 3RD PARTY CONTRACTED SERVICE	\$144,670	\$287,971	\$225,000	\$275,000	-4.5%	-\$12,971
6421 - EMPLOYEE TRAINING/DEVELOPMENT	\$9,125	\$7,500	\$15,500	\$16,000	113.3%	\$8,500
6422 - PRFSL LICENSE/MEMBERSHIP/BOND	\$5,497	\$7,100	\$7,100	\$8,100	14.1%	\$1,000
6423 - EMPLOYEE ALLOWANCE/REIMBRSMNT	\$1,050	\$1,900	\$2,900	\$2,900	52.6%	\$1,000
6431 - ADMIN / ENGINEERING FEE	\$39,991	\$20,000	\$0	\$25,000	25%	\$5,000
6433 - INTERFUND CHARGE BACKS	\$31,634	\$1,350,000	\$1,310,000	\$1,154,200	-14.5%	-\$195,800

Name	FY2022 YTD Actual	FY2023 Budget: Amended	FY2023 Projected	9-28-23 Latest Version (Storm Water Utility)	FY2023 Budget: Amended vs. 9-28-23 Latest Version (Storm Water Utility) (% Change)	FY2023 Budget: Amended vs. 9-28-23 Latest Version (Storm Water Utility) (\$ Change)
6441 - RENTAL EXPENSE	\$62	\$900	\$0	\$0	-100%	-\$900
6443 - LEASE EXPENSE	\$720	\$900	\$800	\$900	0%	\$0
6450 - INSURANCE EXPENSE	\$7,400	\$9,000	\$9,200	\$9,200	2.2%	\$200
6451 - WORKERS COMPENSATION	\$16,500	\$17,200	\$17,200	\$17,200	0%	\$0
6452 - LICENSE & PERMITS	\$8,000	\$8,100	\$8,000	\$28,000	245.7%	\$19,900
6454 - TELEPHONE / INTERNET SERVC	\$40,075	\$41,300	\$41,300	\$43,300	4.8%	\$2,000
6455 - UTILITY EXPENSE	\$11,077	\$12,400	\$14,000	\$14,000	12.9%	\$1,600
6465 - BANK FEES	\$8,010	\$5,700	\$5,700	\$5,700	0%	\$0
6469 - UNCOLLECTIBLE ACCOUNTS	\$1,736	\$3,000	\$500	\$500	-83.3%	-\$2,500
6511 - EAM INV EXP - FUEL 1521	\$43,819	\$0	\$40,600	\$40,600	N/A	\$40,600
6513 - MOTOR OIL (LUBRICANTS)	\$69	\$100	\$100	\$100	0%	\$0
6520 - OFFICE SUPPLIES	\$2,087	\$6,000	\$6,000	\$6,000	0%	\$0
6521 - INVENTORY SUPPLIES	\$26,312	\$0	\$14,000	\$0	0%	\$0
6529 - NON-INV - SUPPLIES	\$13,608	\$100	\$17,100	\$17,100	17,000%	\$17,000
6531 - EAM INV EXP - CASTINGS 1510	\$1,553	\$1,800	\$2,000	\$2,000	11.1%	\$200
6541 - EAM INV EXP - MATERIALS 1524	\$289	\$0	\$0	\$0	0%	\$0
6542 - CHEMICALS	\$0	\$300	\$0	\$300	0%	\$0
6550 - MINOR EQUIPMENT	\$2,833	\$5,900	\$7,900	\$18,300	210.2%	\$12,400
6612 - DEPRECIATION	\$2,528,613	\$2,828,900	\$2,610,200	\$2,828,900	0%	\$0
6721 - INTEREST EXPENSE	\$2,686,707	\$2,565,900	\$2,565,900	\$3,078,000	20%	\$512,100
6725 - BOND DISCOUNT & COST	\$112,689	\$69,500	\$69,500	\$69,500	0%	\$0
6729 - BOND ISSUE	\$123,679	\$104,300	\$125,000	\$125,000	19.8%	\$20,700
6730 - BOND SERVICE FEES	\$3,500	\$3,500	\$3,500	\$3,500	0%	\$0
Total Operating:	\$6,451,129	\$7,903,344	\$7,528,200	\$8,240,500	4.3%	\$337,156
Capital Outlay						
7230 - COMPUTER SOFTWARE	\$4,400	\$373	\$373	\$373	0%	\$0
Total Capital Outlay:	\$4,400	\$373	\$373	\$373	0%	\$0
Total Expense Objects:	\$7,699,014	\$8,968,417	\$8,686,073	\$9,487,969	5.8%	\$519,551



Weights & Measures Fund 0571-0720

Department: Community Development Department
Fund Type: Enterprise Fund,
Non-Major Fund
Contact Person: Kay Qualley,
Interim Chief Building Official

Mission Statement

To secure the beneficial interests of the public's health, safety, and welfare in their environment through the enforcement of state and city codes.

Strategic Plan Goals

- *Develop an effective, high performing Government
- *Monitor measurement devices for accuracy
- *Collect an inventory of devices throughout the city

2023 Accomplishments

- *Completed 1456 LMD gas pumps
- *Completed 70 UPC price verification of 2410 items
- *5 package checks for 94 items

2024 Goals

- *Work on acquiring certification from DATCP and attend all training offered for DATCP

Personnel Positions

Weights & Measures (0571-0720)

PERSONNEL POSITIONS			
Position Title	Current Budgeted Employees	Current Actual Employees	2024 Proposed Employees
Inspection Technician (2)	0.00	1.00	1.00
Permit Technician	0.20	0.00	0.00
Inspector	0.80	0.00	0.00
TOTAL PERSONNEL	1.00	1.00	1.00

Revenues by Source

Name	FY2022 YTD Actual	FY2023 Budget: Amended	FY2023 Projected	9-28-23 Latest Version (Weights & Measures Fund)	FY2023 Budget: Amended vs. 9- 28-23 Latest Version (Weights & Measures Fund) (% Change)	FY2023 Budget: Amended vs. 9- 28-23 Latest Version (Weights & Measures Fund) (\$ Change)
Revenue Source						
Licenses and Permits						
4381 - WEIGHTS AND MEASURES PERMITS	\$127,665	\$126,770	\$133,600	\$127,000	0.2%	\$230
Total Licenses and Permits:	\$127,665	\$126,770	\$133,600	\$127,000	0.2%	\$230
Total Revenue Source:	\$127,665	\$126,770	\$133,600	\$127,000	0.2%	\$230

Expenditures by Expense Type

Name	FY2022 YTD Actual	FY2023 Budget: Amended	FY2023 Projected	9-28-23 Latest Version (Weights & Measures Fund)	FY2023 Budget: Amended vs. 9- 28-23 Latest Version (Weights & Measures Fund) (% Change)	FY2023 Budget: Amended vs. 9- 28-23 Latest Version (Weights & Measures Fund) (\$ Change)
Expense Objects						
Personnel Services						
6102 - REGULAR PAY	\$57,545	\$43,900	\$46,075	\$49,391	12.5%	\$5,491
6104 - OVERTIME PAY	\$0	\$5,700	\$5,700	\$5,700	0%	\$0
6249 - MISCELLANEOUS PAY	\$0	\$0	\$0	\$4,002	N/A	\$4,002
6302 - FICA - EMPLOYERS SHARE	\$4,073	\$3,500	\$3,500	\$3,783	8.1%	\$283
6304 - WISCONSIN RETIREMENT FUND	\$3,745	\$3,300	\$3,100	\$3,412	3.4%	\$112
6306 - HEALTH INSURANCE	\$22,760	\$18,600	\$20,000	\$21,198	14%	\$2,598
6308 - DENTAL	\$1,175	\$0	\$400	\$852	N/A	\$852
6310 - LIFE INSURANCE	\$85	\$100	\$130	\$130	30.3%	\$30
Total Personnel Services:	\$89,383	\$75,100	\$78,905	\$88,469	17.8%	\$13,369
Operating						
6411 - ADVERTISING/POSTAGE/PRINTING	\$291	\$300	\$300	\$400	33.3%	\$100
6415 - SUBSCRIPTION/LICENSING CNTRCTS	\$2,646	\$3,100	\$3,100	\$4,700	51.6%	\$1,600
6416 - PREVENTATIVE MNTC CONTRACTS	\$137	\$200	\$200	\$300	50%	\$100
6417 - 3RD PARTY CONTRACTED SERVICE	\$0	\$100	\$100	\$100	0%	\$0
6421 - EMPLOYEE TRAINING/DEVELOPMENT	\$175	\$500	\$500	\$500	0%	\$0
6423 - EMPLOYEE ALLOWANCE/REIMBRSMNT	\$87	\$200	\$100	\$200	0%	\$0
6433 - INTERFUND CHARGE BACKS	\$84	\$0	\$1,300	\$3,900	N/A	\$3,900
6443 - LEASE EXPENSE	\$798	\$800	\$1,000	\$1,300	62.5%	\$500
6450 - INSURANCE EXPENSE	\$3,100	\$2,500	\$2,500	\$2,300	-8%	-\$200
6451 - WORKERS COMPENSATION	\$4,600	\$3,700	\$3,700	\$3,700	0%	\$0
6452 - LICENSE & PERMITS	\$0	\$200	\$0	\$100	-50%	-\$100
6454 - TELEPHONE / INTERNET SERVC	\$1,020	\$1,200	\$1,000	\$1,100	-8.3%	-\$100
6511 - EAM INV EXP - FUEL 1521	\$623	\$600	\$0	\$0	-100%	-\$600
6520 - OFFICE SUPPLIES	\$456	\$1,000	\$1,400	\$1,000	0%	\$0
6529 - NON-INV - SUPPLIES	\$121	\$1,600	\$500	\$1,000	-37.5%	-\$600
6550 - MINOR EQUIPMENT	\$3,879	\$500	\$500	\$500	0%	\$0
Total Operating:	\$18,017	\$16,500	\$16,200	\$21,100	27.9%	\$4,600
Capital Outlay						
7202 - OFFICE EQUIPMENT	\$0	\$2,100		\$0	-100%	-\$2,100

Name	FY2022 YTD Actual	FY2023 Budget: Amended	FY2023 Projected	9-28-23 Latest Version (Weights & Measures Fund)	FY2023 Budget: Amended vs. 9- 28-23 Latest Version (Weights & Measures Fund) (% Change)	FY2023 Budget: Amended vs. 9- 28-23 Latest Version (Weights & Measures Fund) (\$ Change)
Total Capital Outlay:	\$0	\$2,100	\$0	\$0	-100%	-\$2,100
Total Expense Objects:	\$107,400	\$93,700	\$95,105	\$109,569	16.9%	\$15,869



Mission Statement

To secure the Beneficial Interests of the Public's Health, Safety & Welfare in their Environment through the Enforcement of State & City Codes.

Strategic Plan Goals

Sustain a Culture in Neighborhoods:

- *Inspect properties to verify compliance with housing and property maintenance codes
- *Inspect the exterior of properties along gateways and other areas during routine inspections

2023 Accomplishments

- *Continued to complete review of commercial plans in less than 5 days
- *Completed 96% of inspections in less than 24 hours from time ready
 - *Continued with electronic plan review 100% of the time
 - *Issued 13 permits for new homes and duplexes

2022 Goals

- *Work with GIS mapping to identify vacant properties and send out notices for registration
- *Continue to work on a permit fee study to compare permit fees with Oshkosh and surrounding communities
 - *Issue permits 80% of the time at the Inspections Counter

Personnel Positions

Inspections (0571-0750)

PERSONNEL POSITIONS			
Position Title	Current Budgeted Employees	Current Actual Employees	2024 Proposed Employees
Chief Building Official	1.00	0.00	0.00
Building Systems Inspector	4.00	5.00	5.00
Commercial Building System Insp	0.00	2.00	2.00
Housing Inspector	0.95	0.00	0.00
Inspector	0.20	0.00	0.00
Inspection Technician (2)	0.80	1.00	1.00
Plumbing Inspector	0.00	0.00	0.70
Permit Technician	0.75	0.00	0.00
Assistant City Attorney	0.34	0.34	0.34
TOTAL PERSONNEL	8.04	8.34	9.04

Revenues by Source

Name	FY2022 YTD Actual	FY2023 Budget: Amended	FY2023 Projected	9-28-23 Latest Version (Inspection Services)	FY2023 Budget: Amended vs. 9-28-23 Latest Version (Inspection Services) (\$ Change)	FY2023 Budget: Amended vs. 9-28-23 Latest Version (Inspection Services) (% Change)
Revenue Source						
Licenses and Permits						
4374 - BUILDING PERMITS	\$790,913	\$620,000	\$620,000	\$630,000	\$10,000	1.6%
4376 - ELECTRICAL PERMITS	\$162,716	\$120,000	\$120,000	\$142,500	\$22,500	18.8%
4377 - HEATING FEES	\$204,269	\$140,000	\$140,000	\$136,000	-\$4,000	-2.9%
4378 - PLUMBING PERMITS	\$146,218	\$125,000	\$125,000	\$125,000	\$0	0%
4383 - CODE SEALS AND PLANNING FEES	\$2,546	\$1,500	\$800	\$800	-\$700	-46.7%
4386 - HOUSING INSPECTION FEE	\$2,980	\$2,900	\$2,900	\$2,900	\$0	0%
4387 - COMPLAINT BASED HOUSE INSPECT	\$7,100	\$4,000	\$4,000	\$5,000	\$1,000	25%
4388 - OTHER PERMITS	\$73,731	\$55,000	\$49,300	\$50,000	-\$5,000	-9.1%
Total Licenses and Permits:	\$1,390,472	\$1,068,400	\$1,062,000	\$1,092,200	\$23,800	2.2%
Total Revenue Source:	\$1,390,472	\$1,068,400	\$1,062,000	\$1,092,200	\$23,800	2.2%

Expenditures by Expense Type

Name	FY2022 YTD Actual	FY2023 Budget: Amended	FY2023 Projected	9-28-23 Latest Version (Inspection Services)	FY2023 Budget: Amended vs. 9- 28-23 Latest Version (Inspection Services) (\$ Change)	FY2023 Budget: Amended vs. 9- 28-23 Latest Version (Inspection Services) (% Change)
Expense Objects						
Personnel Services						
6102 - REGULAR PAY	\$556,392	\$583,000	\$559,680	\$718,342	\$135,342	23.2%
6104 - OVERTIME PAY	\$230	\$10,000	\$16,800	\$15,000	\$5,000	50%
6249 - MISCELLANEOUS PAY	\$0	\$0	\$0	\$44,588	\$44,588	N/A
6302 - FICA - EMPLOYERS SHARE	\$39,934	\$46,700	\$43,624	\$54,570	\$7,870	16.9%
6304 - WISCONSIN RETIREMENT FUND	\$36,238	\$43,500	\$39,038	\$49,156	\$5,656	13%
6306 - HEALTH INSURANCE	\$128,448	\$115,100	\$164,603	\$210,274	\$95,174	82.7%
6307 - HEALTH INSURANCE ADMIN FEE	\$6,500	\$0	\$0	\$0	\$0	0%
6308 - DENTAL	\$7,612	\$9,200	\$4,561	\$10,220	\$1,020	11.1%
6310 - LIFE INSURANCE	\$1,216	\$1,600	\$1,729	\$1,909	\$309	19.3%
6320 - OTHER BENEFITS	\$1,199	\$0	\$0	\$0	\$0	0%
6350 - GASB 68 PENSION EXPEN	-\$63,645	\$0	\$0	\$0	\$0	0%
6360 - GASB 74 75 OPEB EXPENSE	\$34,014	\$0	\$0	\$0	\$0	0%
Total Personnel Services:	\$748,137	\$809,100	\$830,035	\$1,104,059	\$294,959	36.5%
Operating						
6401 - PS - ENGINEER/SURVEY/APPRaisal	\$52,126	\$63,000	\$60,000	\$7,000	-\$56,000	-88.9%
6402 - PS- AUDIT	\$1,462	\$1,200	\$1,300	\$1,600	\$400	33.3%
6404 - PS - MISC CONSULTING / STUDIES	\$220	\$400	\$400	\$400	\$0	0%
6411 - ADVERTISING/POSTAGE/PRINTING	\$2,941	\$3,500	\$3,000	\$3,500	\$0	0%
6413 - CONTRACTUAL EMPLOYMENT	\$0	\$6,200	\$6,200	\$0	-\$6,200	-100%
6415 - SUBSCRIPTION/LICENSING CNTRCTS	\$14,176	\$16,500	\$16,500	\$16,500	\$0	0%
6416 - PREVENTATIVE MNTC CONTRACTS	\$876	\$2,000	\$2,000	\$2,000	\$0	0%
6417 - 3RD PARTY CONTRACTED SERVICE	\$0	\$4,000	\$0	\$0	-\$4,000	-100%
6421 - EMPLOYEE TRAINING/DEVELOPMENT	\$7,370	\$18,000	\$11,000	\$18,000	\$0	0%
6422 - PRFSL LICENSE/MEMBERSHIP/BOND	\$930	\$1,100	\$900	\$1,100	\$0	0%
6423 - EMPLOYEE ALLOWANCE/REIMBRSMNT	\$16,960	\$14,000	\$12,100	\$14,000	\$0	0%
6433 - INTERFUND CHARGE BACKS	\$0	\$0	\$3,000	\$5,900	\$5,900	N/A
6441 - RENTAL EXPENSE	\$66	\$0	\$0	\$0	\$0	0%
6443 - LEASE EXPENSE	\$732	\$800	\$1,000	\$1,300	\$500	62.5%

Name	FY2022 YTD Actual	FY2023 Budget: Amended	FY2023 Projected	9-28-23 Latest Version (Inspection Services)	FY2023 Budget: Amended vs. 9- 28-23 Latest Version (Inspection Services) (\$ Change)	FY2023 Budget: Amended vs. 9- 28-23 Latest Version (Inspection Services) (% Change)
6450 - INSURANCE EXPENSE	\$2,400	\$7,500	\$5,200	\$7,800	\$300	4%
6451 - WORKERS COMPENSATION	\$9,500	\$7,400	\$7,400	\$11,100	\$3,700	50%
6452 - LICENSE & PERMITS	\$545	\$600	\$600	\$2,500	\$1,900	316.7%
6454 - TELEPHONE / INTERNET SERVC	\$4,306	\$4,200	\$4,400	\$4,500	\$300	7.1%
6469 - UNCOLLECTIBLE ACCOUNTS	\$800	\$0	\$0	\$0	\$0	0%
6511 - EAM INV EXP - FUEL 1521	\$1,438	\$10,400	\$0	\$0	-\$10,400	-100%
6520 - OFFICE SUPPLIES	\$1,796	\$1,600	\$1,600	\$1,600	\$0	0%
6529 - NON-INV - SUPPLIES	\$2,368	\$7,500	\$8,300	\$7,500	\$0	0%
6550 - MINOR EQUIPMENT	\$5,801	\$5,700	\$6,500	\$4,000	-\$1,700	-29.8%
Total Operating:	\$126,811	\$175,600	\$151,400	\$110,300	-\$65,300	-37.2%
Capital Outlay						
7210 - MOTOR VEHICLES	\$0	\$68,404	\$0	\$0	-\$68,404	-100%
Total Capital Outlay:	\$0	\$68,404	\$0	\$0	-\$68,404	-100%
Total Expense Objects:	\$874,948	\$1,053,104	\$981,435	\$1,214,359	\$161,255	15.3%



Employee Benefits Fund 0601-0903

Department: Human Resources Department
Fund Type: Internal Service Fund,
Non-Major Fund
Contact Person: Michelle Behnke,
Human Resources Manager

Mission Statement

To provide benefits that attract, recruit highly skilled employees, and retain high-performing employees. Health Insurance benefits are offered to full-time and regular part-time employees (part-time minimum of 1,200 hours per year).

Strategic Plan Goals

Enhance the Effectiveness of our City Government:

*Recruit, Retain, Engage and Recognize Employees

2023 Accomplishments

*Enhanced Three Waves Health Clinic service

2024 Goals

*Continue to evaluate and enhance benefit offerings, as appropriate

Revenues by Source

Name	FY2022 YTD Actual	FY2023 Budget: Amended	FY2023 Projected	9-28-23 Latest Version (Employee Benefit Fund)	FY2023 Budget: Amended vs. 9-28-23 Latest Version (Employee Benefit Fund) (% Change)	FY2023 Budget: Amended vs. 9-28-23 Latest Version (Employee Benefit Fund) (\$ Change)
Revenue Source						
Miscellaneous Income						
4966 - OTHER REIMBURSEMENTS	\$457,416	\$400,000	\$400,000	\$600,000	50%	\$200,000
Total Miscellaneous Income:	\$457,416	\$400,000	\$400,000	\$600,000	50%	\$200,000
Service Charges						
4816 - SERVICE CHARGE- INTERDEPARTMNTL	\$380,700	\$0	\$0	\$0	0%	\$0
Total Service Charges:	\$380,700	\$0	\$0	\$0	0%	\$0
Other Financing						
5531 - HEALTH INS CONTRIB-EMPLOYER	\$11,604,235	\$10,888,600	\$10,888,600	\$10,888,600	0%	\$0
5533 - HEALTH INS CONTRIB-RETIRED	\$97,226	\$491,800	\$491,800	\$491,800	0%	\$0
Total Other Financing:	\$11,701,461	\$11,380,400	\$11,380,400	\$11,380,400	0%	\$0
Transfers						
5299 - TSF FROM OTHER FUNDS	\$25,000	\$0	\$0	\$0	0%	\$0
Total Transfers:	\$25,000	\$0	\$0	\$0	0%	\$0
Total Revenue Source:	\$12,564,577	\$11,780,400	\$11,780,400	\$11,980,400	1.7%	\$200,000

Expenditures by Expense Type

Name	FY2022 YTD Actual	FY2023 Budget: Amended	FY2023 Projected	9-28-23 Latest Version (Employee Benefit Fund)	FY2023 Budget: Amended vs. 9-28-23 Latest Version (Employee Benefit Fund) (% Change)	FY2023 Budget: Amended vs. 9-28-23 Latest Version (Employee Benefit Fund) (\$ Change)
Expense Objects						
Personnel Services						
6322 - EMPLOYEE BENEFIT FEES	\$9,948	\$14,300	\$14,300	\$14,800	3.5%	\$500
Total Personnel Services:	\$9,948	\$14,300	\$14,300	\$14,800	3.5%	\$500
Operating						
6404 - PS - MISC CONSULTING / STUDIES	\$12,172,127	\$12,408,400	\$11,724,700	\$12,835,000	3.4%	\$426,600
6421 - EMPLOYEE TRAINING/DEVELOPMENT	\$6,019	\$0	\$0	\$0	0%	\$0
6529 - NON-INV - SUPPLIES	\$2,793	\$6,800	\$6,800	\$6,800	0%	\$0
Total Operating:	\$12,180,939	\$12,415,200	\$11,731,500	\$12,841,800	3.4%	\$426,600
Total Expense Objects:	\$12,190,888	\$12,429,500	\$11,745,800	\$12,856,600	3.4%	\$427,100



Workers Compensation Fund 0603-0909

Department: Human Resources Department
Fund Type: Internal Service Fund,
Non-Major Fund
Contact Person: Paul Greeninger,
Safety & Risk Management Officer

Mission Statement

The function of Safety is to provide a safe workplace for our employees, to comply with Department of Safety and Professional Services Regulations (including safety education of all employees), and to manage the City's worker compensation claims.

Strategic Plan Goals

Enhance the effectiveness of our City Government:

*Maximize our financial position based on our capabilities and limitations.

2023 Accomplishments

- *Updated Personal Protective Equipment policy to include prescription safety glasses reimbursement
- *Updated chemical leak procedures for Wastewater and Water Filtration plants
- *Updated pre-employment physicals protocol with the assistance of Aurora Occupational Health

2024 Goals

- *Create a "Workers Compensation 101" training for supervisors
- *Train affected departments on new Fall Protection regulations

Personnel Positions

Workers Compensation (0603-0909)

PERSONNEL POSITIONS			
Position Title	Current Budgeted Employees	Current Actual Employees	2024 Proposed Employees
Safety & Risk Management Officer	0.33	0.33	0.33
TOTAL PERSONNEL	0.33	0.33	0.33

Revenues by Source

Name	FY2022 YTD Actual	FY2023 Budget: Amended	FY2023 Projected	9-28-23 Latest Version (Workers Compensation)	FY2023 Budget: Amended vs. 9- 28-23 Latest Version (Workers Compensation) (% Change)	FY2023 Budget: Amended vs. 9- 28-23 Latest Version (Workers Compensation) (\$ Change)
Revenue Source						
Service Charges						
4816 - SERVICE CHARGE- INTERDEPARTMNTL	\$945,200	\$985,100	\$985,100	\$985,100	0%	\$0
Total Service Charges:	\$945,200	\$985,100	\$985,100	\$985,100	0%	\$0
Transfers						
5299 - TSF FROM OTHER FUNDS	\$730,299	\$0	\$0	\$0	0%	\$0
Total Transfers:	\$730,299	\$0	\$0	\$0	0%	\$0
Total Revenue Source:	\$1,675,499	\$985,100	\$985,100	\$985,100	0%	\$0

Expenditures by Expense Type

Name	FY2022 YTD Actual	FY2023 Budget: Amended	FY2023 Projected	9-28-23 Latest Version (Workers Compensation)	FY2023 Budget: Amended vs. 9- 28-23 Latest Version (Workers Compensation) (% Change)	FY2023 Budget: Amended vs. 9- 28-23 Latest Version (Workers Compensation) (\$ Change)
Expense Objects						
Personnel Services						
6102 - REGULAR PAY	\$27,907	\$28,400	\$28,800	\$28,655	0.9%	\$255
6106 - WORKERS COMPENSATION PAY	\$3,878	\$25,000	\$25,000	\$25,000	0%	\$0
6249 - MISCELLANEOUS PAY	\$0	\$0		\$1,565	N/A	\$1,565
6302 - FICA - EMPLOYERS SHARE	\$2,048	\$2,000	\$2,000	\$2,193	9.7%	\$193
6304 - WISCONSIN RETIREMENT FUND	\$4,917	\$1,900	\$1,900	\$1,978	4.1%	\$78
6306 - HEALTH INSURANCE	\$7,514	\$7,500	\$8,600	\$8,563	14.2%	\$1,063
6307 - HEALTH INSURANCE ADMIN FEE	\$800	\$0	\$0	\$0	0%	\$0
6308 - DENTAL	\$462	\$500	\$500	\$464	-7.2%	-\$36
6310 - LIFE INSURANCE	\$217	\$200	\$200	\$76	-62%	-\$124
6360 - GASB 74 75 OPEB EXPENSE	\$472	\$0	\$0	\$0	0%	\$0
Total Personnel Services:	\$48,213	\$65,500	\$67,000	\$68,494	4.6%	\$2,994
Operating						
6404 - PS - MISC CONSULTING / STUDIES	\$10,482	\$21,000	\$17,000	\$21,000	0%	\$0
6412 - CONTRACTUAL AGREEMENT PYMNTS	\$466,315	\$700,000	\$677,500	\$700,000	0%	\$0
6415 - SUBSCRIPTION/LICENSING CNTRCTS	\$126	\$100	\$100	\$100	0%	\$0
6417 - 3RD PARTY CONTRACTED SERVICE	\$4,140	\$20,700	\$8,000	\$20,700	0%	\$0
6421 - EMPLOYEE TRAINING/DEVELOPMENT	\$919	\$1,300	\$1,100	\$1,300	0%	\$0
6422 - PRFSL LICENSE/MEMERSHIP/BOND	\$100	\$200	\$200	\$200	0%	\$0
6451 - WORKERS COMPENSATION	\$170,499	\$190,000	\$245,100	\$205,000	7.9%	\$15,000
6454 - TELEPHONE / INTERNET SERVC	\$1	\$200	\$200	\$200	0%	\$0
6520 - OFFICE SUPPLIES	\$0	\$200	\$100	\$200	0%	\$0
6521 - INVENTORY SUPPLIES	\$0	\$400	\$100	\$400	0%	\$0
Total Operating:	\$652,582	\$934,100	\$949,400	\$949,100	1.6%	\$15,000
Total Expense Objects:	\$700,795	\$999,600	\$1,016,400	\$1,017,594	1.8%	\$17,994



Mission Statement

To provide support services to meet the operational requirements of the Department of Public Works and other City Departments.
To plan and implement maintenance and repairs of streets and sewers to insure they remain in a safe and serviceable condition

Strategic Plan Goals

- *Improve and Maintain Our Infrastructure/City buildings
- *Improve and Maintain Our Infrastructure/City equipment

2023 Accomplishments

- *Continued performing maintenance and repair for Oshkosh Police Dept. vehicles
- *Continued performing maintenance and repair for Oshkosh Fire Dept. vehicles
- *Continued performing maintenance and repair for Public Works, Parks and Transit vehicles
- *Trained mechanics in Pierce fire apparatus and Emergency Vehicle Technician training
- *Provide assistance to numerous City departments and divisions including: RDA, Sign/Electric, Parks, Transit, Water, Storm and Wastewater
 - *Paved walk trail in Menominee Park Zoo and also pouring a new concrete pad for the Electrical Division storage racks
 - *Evaluated and implemented more efficient leaf collection and snow plowing processes
 - *Continue implementation of EAM software

2024 Goals

- *Purchase the remaining vehicles/equipment approved for purchase in 2023 Purchase vehicles/equipment approved for purchase in 2024
 - *Continue to develop personnel; ASE and EVT training, Quality Mechanics for the Master Mechanic position
 - *Continue to improve preventive maintenance/minimize unscheduled downtime
 - *Continue to implement Tyler EAM
 - *Continue to assist DPW Divisions and other City departments as needed
 - *Complete full implementation of internal chargeback system
 - *Continue to provide efficient snow and ice removal

Personnel Positions

Central City-Streets (0609-0430)

PERSONNEL POSITIONS			
Position Title	Current Budgeted Employees	Current Actual Employees	2024 Proposed Employees
Lead Equipment Operator	1.00	1.00	1.00
Lead Construction Worker	6.00	6.00	6.00
Equipment Operator	25.00	25.00	25.00
Street Maintenance Worker	1.00	1.00	1.00
TOTAL PERSONNEL	33.00	33.00	33.00

Central City-Central Garage (0609-0450)

PERSONNEL POSITIONS			
Position Title	Current Budgeted Employees	Current Actual Employees	2024 Proposed Employees
Fleet & Equipment Repair Coord	1.00	1.00	1.00
Equipment Mechanic	6.00	6.00	6.00
Welder	1.00	1.00	1.00
Fleet and Equipment Technician	1.00	1.00	1.00
Office Assistant - PT	0.64	0.64	0.64
TOTAL PERSONNEL	9.64	9.64	9.64

Central City -Streets Revenues by Department 0609-0430

Name					2022 YTD Actual	2023 Budget: Amended	2023 Projected	9-28-23 Latest Version	FY2023 Budget: Amended vs. FY2024-9-28-23 Latest Version (% Change)	2023 Budget: Amended vs. 9-28-23 Latest Version (\$ Change)
Revenue										
	Internal Services Funds									
		Public Works Department								
			Street Division							
				Service Charges						
				4812 - SERVICE CHARGE-STREET	\$289,790.47	\$3,593,300.00	\$3,593,300.00	\$3,781,700.00	5.243%	\$188,400.00
				Total Service Charges:	\$289,790.47	\$3,593,300.00	\$3,593,300.00	\$3,781,700.00	5.243%	\$188,400.00
				Total Street Division:	\$289,790.47	\$3,593,300.00	\$3,593,300.00	\$3,781,700.00	5.243%	\$188,400.00
				Total Public Works Department:	\$289,790.47	\$3,593,300.00	\$3,593,300.00	\$3,781,700.00	5.243%	\$188,400.00
				Total Internal Services Funds:	\$289,790.47	\$3,593,300.00	\$3,593,300.00	\$3,781,700.00	5.243%	\$188,400.00
Total Revenue:					\$289,790.47	\$3,593,300.00	\$3,593,300.00	\$3,781,700.00	5.243%	\$188,400.00

Central City - Streets Expenditures by Department 0609-0430

Name	2022 YTD Actual	2023 Budget: Amended	2023 Projected	9-28-23 Latest Version	FY2023 Budget: Amended vs. FY2024-9-28-23 Latest Version (% Change)	2023 Budget: Amended vs. 9-28-23 Latest Version (\$ Change)
Expenditures						
Internal Service Funds						
Public Works Department						
Street Division						
Personnel Services						
6102 - REGULAR PAY						
REGULAR PAY	\$0.00	\$1,940,700.00	\$1,794,900.00	\$2,063,676.00	6.337%	\$122,976.00
Total 6102 - REGULAR PAY:	\$0.00	\$1,940,700.00	\$1,794,900.00	\$2,063,676.00	6.337%	\$122,976.00
6103 - REGULAR PAY - TEMP EMPLOYEE						
REGULAR PAY - TEMP EMPLOYEE	\$0.00	\$0.00	\$0.00	\$0.00		\$0.00
Total 6103 - REGULAR PAY - TEMP EMPLOYEE:	\$0.00	\$0.00	\$0.00	\$0.00		\$0.00
6104 - OVERTIME PAY						
OVERTIME PAY	\$0.00	\$31,500.00	\$31,500.00	\$31,500.00	0%	\$0.00
Total 6104 - OVERTIME PAY:	\$0.00	\$31,500.00	\$31,500.00	\$31,500.00	0%	\$0.00
6249 - MISCELLANEOUS PAY						
UNCLASSIFIED PAY	\$0.00	\$0.00	\$0.00	\$28,637.50		\$28,637.50
UNCLASSIFIED PAY	\$0.00	\$0.00	\$0.00	\$16,000.00		\$16,000.00
UNCLASSIFIED PAY	\$0.00	\$0.00	\$0.00	\$0.00		\$0.00
UNCLASSIFIED PAY	\$0.00	\$0.00	\$0.00	\$95,000.00		\$95,000.00
UNCLASSIFIED PAY	\$0.00	\$0.00	\$0.00	\$19,300.00		\$19,300.00
Total 6249 - MISCELLANEOUS PAY:	\$0.00	\$0.00	\$0.00	\$158,937.50		\$158,937.50
6302 - FICA - EMPLOYERS SHARE						
FICA - EMPLOYERS SHARE	\$0.00	\$143,700.00	\$132,500.00	\$160,298.00	11.550%	\$16,598.00
Total 6302 - FICA - EMPLOYERS SHARE:	\$0.00	\$143,700.00	\$132,500.00	\$160,298.00	11.550%	\$16,598.00
6304 - WISCONSIN RETIREMENT FUND						
WISCONSIN RETIREMENT FUND	\$0.00	\$134,100.00	\$122,900.00	\$144,583.00	7.817%	\$10,483.00
Total 6304 - WISCONSIN RETIREMENT FUND:	\$0.00	\$134,100.00	\$122,900.00	\$144,583.00	7.817%	\$10,483.00
6305 - WRS PENSION PRIOR SERVICE						
WRS PENSION PRIOR SERVICE	\$0.00	\$0.00	\$0.00	\$0.00		\$0.00
Total 6305 - WRS PENSION PRIOR SERVICE:	\$0.00	\$0.00	\$0.00	\$0.00		\$0.00
6306 - HEALTH INSURANCE						
HEALTH INSURANCE	\$0.00	\$487,000.00	\$497,900.00	\$621,194.00	27.555%	\$134,194.00
Total 6306 - HEALTH INSURANCE:	\$0.00	\$487,000.00	\$497,900.00	\$621,194.00	27.555%	\$134,194.00
6307 - HEALTH INSURANCE ADMIN FEE						
HEALTH INSURANCE ADMIN FEE	\$0.00	\$0.00	\$0.00	\$0.00		\$0.00
Total 6307 - HEALTH INSURANCE ADMIN FEE:	\$0.00	\$0.00	\$0.00	\$0.00		\$0.00
6308 - DENTAL						
DENTAL	\$0.00	\$28,200.00	\$28,200.00	\$32,071.92	13.730%	\$3,871.92
Total 6308 - DENTAL:	\$0.00	\$28,200.00	\$28,200.00	\$32,071.92	13.730%	\$3,871.92
6310 - LIFE INSURANCE						
LIFE INSURANCE	\$0.00	\$3,100.00	\$3,100.00	\$5,400.00	74.194%	\$2,300.00
Total 6310 - LIFE INSURANCE:	\$0.00	\$3,100.00	\$3,100.00	\$5,400.00	74.194%	\$2,300.00
Total Personnel Services:	\$0.00	\$2,768,300.00	\$2,611,000.00	\$3,217,660.42	16.232%	\$449,360.42
Operating						
6417 - 3RD PARTY CONTRACTED SERVICE						
3RD PARTY CONTRACTED SERVICE	\$5,584.00	\$4,000.00	\$4,000.00	\$4,200.00	5%	\$200.00
Total 6417 - 3RD PARTY CONTRACTED SERVICE:	\$5,584.00	\$4,000.00	\$4,000.00	\$4,200.00	5%	\$200.00
6421 - EMPLOYEE TRAINING/DEVELOPMENT						
EMPLOYEE TRAINING/DEVELOPMENT	\$0.00	\$0.00	\$0.00	\$0.00		\$0.00
Total 6421 - EMPLOYEE TRAINING/DEVELOPMENT:	\$0.00	\$0.00	\$0.00	\$0.00		\$0.00
6422 - PRFSL LICENSE/MEMBERSHIP/BOND						
PRFSL LICENSE/MEMBERSHIP/BOND	\$0.00	\$0.00	\$0.00	\$0.00		\$0.00
Total 6422 - PRFSL LICENSE/MEMBERSHIP/BOND:	\$0.00	\$0.00	\$0.00	\$0.00		\$0.00
6423 - EMPLOYEE ALLOWANCE/REIMBRSMNT						
EMPLOYEE ALLOWANCE/REIMBRSMNT	\$0.00	\$0.00	\$0.00	\$0.00		\$0.00
Total 6423 - EMPLOYEE ALLOWANCE/REIMBRSMNT:	\$0.00	\$0.00	\$0.00	\$0.00		\$0.00

Central City -Central Garage Revenue by Department 0609-0450

Name	2022 YTD Actual	2023 Budget: Amended	2023 Projected	9-28-23 Latest Version	FY2023 Budget: Amended vs. FY2024-9-28-23 Latest Version (% Change)	2023 Budget: Amended vs. 28-23 Latest Version (Change)
Revenue						
Internal Services Funds						
Public Works Department						
Central Garage Division						
Charges for Services						
4550 - 3RD PARTY FUEL REVENUE		\$0.00	\$0.00	\$0.00		\$0.00
4551 - FUEL REVENUE	\$23,233.15	\$1,121,200.00	\$1,121,200.00	\$1,115,700.00	-0.491%	-\$5,500.00
Total Charges for Services:	\$23,233.15	\$1,121,200.00	\$1,121,200.00	\$1,115,700.00	-0.491%	-\$5,500.00
Miscellaneous Income						
4907 - INTEREST - ACCOUNTS RECEIVABLE	\$0.00	\$0.00	\$0.00	\$0.00		\$0.00
Total Miscellaneous Income:	\$0.00	\$0.00	\$0.00	\$0.00		\$0.00
Service Charges						
4815 - SERVICE CHARGE-CENTRAL GARAGE	\$934,141.32	\$1,418,200.00	\$1,418,200.00	\$1,609,900.00	13.517%	\$191,700.00
Total Service Charges:	\$934,141.32	\$1,418,200.00	\$1,418,200.00	\$1,609,900.00	13.517%	\$191,700.00
Transfers						
5299 - TSF FROM OTHER FUNDS	\$0.00	\$0.00	\$0.00	\$0.00		\$0.00
Total Transfers:	\$0.00	\$0.00	\$0.00	\$0.00		\$0.00
Total Central Garage Division:	\$957,374.47	\$2,539,400.00	\$2,539,400.00	\$2,725,600.00	7.332%	\$186,200.00
Total Public Works Department:	\$957,374.47	\$2,539,400.00	\$2,539,400.00	\$2,725,600.00	7.332%	\$186,200.00
Total Internal Services Funds:	\$957,374.47	\$2,539,400.00	\$2,539,400.00	\$2,725,600.00	7.332%	\$186,200.00
Total Revenue:	\$957,374.47	\$2,539,400.00	\$2,539,400.00	\$2,725,600.00	7.332%	\$186,200.00

Central City - Central Garage Expenditures by Department 0609-0450

Name	2022 YTD Actual	2023 Budget: Amended	2023 Projected	9-28-23 Latest Version	FY2023 Budget: Amended vs. FY2024-9-28-23 Latest Version (% Change)	2023 Budget: Amended vs. 9-28-23 Latest Version (\$ Change)
Expenditures						
Internal Service Funds						
Public Works Department						
Central Garage Division						
Personnel Services						
6102 - REGULAR PAY						
REGULAR PAY	\$0.00	\$582,000.00	\$584,700.00	\$597,109.00	2.596%	\$15,109.00
Total 6102 - REGULAR PAY:	\$0.00	\$582,000.00	\$584,700.00	\$597,109.00	2.596%	\$15,109.00
6104 - OVERTIME PAY						
OVERTIME PAY	\$0.00	\$5,300.00	\$5,300.00	\$0.00	-100%	-\$5,300.00
Total 6104 - OVERTIME PAY:	\$0.00	\$5,300.00	\$5,300.00	\$0.00	-100%	-\$5,300.00
6249 - MISCELLANEOUS PAY						
UNCLASSIFIED PAY	\$0.00	\$0.00	\$0.00	\$13,516.90		\$13,516.90
UNCLASSIFIED PAY	\$0.00	\$0.00	\$0.00	\$0.00		\$0.00
UNCLASSIFIED PAY	\$0.00	\$0.00	\$0.00	\$0.00		\$0.00
UNCLASSIFIED PAY	\$0.00	\$0.00	\$0.00	\$28,200.00		\$28,200.00
UNCLASSIFIED PAY	\$0.00	\$0.00	\$0.00	\$4,600.00		\$4,600.00
Total 6249 - MISCELLANEOUS PAY:	\$0.00	\$0.00	\$0.00	\$46,316.90		\$46,316.90
6302 - FICA - EMPLOYERS SHARE						
FICA - EMPLOYERS SHARE	\$0.00	\$45,600.00	\$45,600.00	\$45,186.00	-0.908%	-\$414.00
Total 6302 - FICA - EMPLOYERS SHARE:	\$0.00	\$45,600.00	\$45,600.00	\$45,186.00	-0.908%	-\$414.00
6304 - WISCONSIN RETIREMENT FUND						
WISCONSIN RETIREMENT FUND	\$0.00	\$39,000.00	\$39,000.00	\$40,756.00	4.503%	\$1,756.00
Total 6304 - WISCONSIN RETIREMENT FUND:	\$0.00	\$39,000.00	\$39,000.00	\$40,756.00	4.503%	\$1,756.00
6306 - HEALTH INSURANCE						
HEALTH INSURANCE	\$0.00	\$144,100.00	\$139,600.00	\$148,247.00	2.878%	\$4,147.00
Total 6306 - HEALTH INSURANCE:	\$0.00	\$144,100.00	\$139,600.00	\$148,247.00	2.878%	\$4,147.00
6308 - DENTAL						
DENTAL	\$0.00	\$8,800.00	\$8,800.00	\$6,889.92	-21.705%	-\$1,910.08
Total 6308 - DENTAL:	\$0.00	\$8,800.00	\$8,800.00	\$6,889.92	-21.705%	-\$1,910.08
6310 - LIFE INSURANCE						
LIFE INSURANCE	\$0.00	\$1,600.00	\$1,600.00	\$1,564.00	-2.25%	-\$36.00
Total 6310 - LIFE INSURANCE:	\$0.00	\$1,600.00	\$1,600.00	\$1,564.00	-2.25%	-\$36.00
Total Personnel Services:	\$0.00	\$826,400.00	\$824,600.00	\$886,068.82	7.220%	\$59,668.82
Operating						
6401 - PS - ENGINEER/SURVEY/APPRaisal						
PS - ENGINEER/SURVEY/APPRaisal	\$0.00	\$0.00	\$0.00	\$0.00		\$0.00
Total 6401 - PS - ENGINEER/SURVEY/APPRaisal:	\$0.00	\$0.00	\$0.00	\$0.00		\$0.00
6404 - PS - MISC CONSULTING / STUDIES						
PS - MISC CONSULTING / STUDIES	\$0.00	\$0.00	\$0.00	\$0.00		\$0.00
Total 6404 - PS - MISC CONSULTING / STUDIES:	\$0.00	\$0.00	\$0.00	\$0.00		\$0.00
6415 - SUBSCRIPTION/LICENSING CNTRCTS						
SUBSCRIPTION/LICENSING CNTRCTS	\$0.00	\$0.00	\$0.00	\$0.00		\$0.00
Total 6415 - SUBSCRIPTION/LICENSING CNTRCTS:	\$0.00	\$0.00	\$0.00	\$0.00		\$0.00
6416 - PREVENTATIVE MNTC CONTRACTS						
PREVENTATIVE MNTC CONTRACTS	\$0.00	\$0.00	\$0.00	\$0.00		\$0.00
Total 6416 - PREVENTATIVE MNTC CONTRACTS:	\$0.00	\$0.00	\$0.00	\$0.00		\$0.00
6417 - 3RD PARTY CONTRACTED SERVICE						
3RD PARTY CONTRACTED SERVICE	\$83,473.33	\$115,142.46	\$114,000.00	\$106,000.00	-7.940%	-\$9,142.46
Total 6417 - 3RD PARTY CONTRACTED SERVICE:	\$83,473.33	\$115,142.46	\$114,000.00	\$106,000.00	-7.940%	-\$9,142.46
6421 - EMPLOYEE TRAINING/DEVELOPMENT						
EMPLOYEE TRAINING/DEVELOPMENT	\$0.00	\$0.00	\$0.00	\$0.00		\$0.00
Total 6421 - EMPLOYEE TRAINING/DEVELOPMENT:	\$0.00	\$0.00	\$0.00	\$0.00		\$0.00
6422 - PRFSL LICENSE/MEMBERSHIP/BOND						
PRFSL LICENSE/MEMBERSHIP/BOND	\$0.00	\$0.00	\$0.00	\$0.00		\$0.00
Total 6422 - PRFSL LICENSE/MEMBERSHIP/BOND:	\$0.00	\$0.00	\$0.00	\$0.00		\$0.00
6423 - EMPLOYEE ALLOWANCE/REIMBRSMNT						
EMPLOYEE ALLOWANCE/REIMBRSMNT	\$0.00	\$0.00	\$0.00	\$0.00		\$0.00
Total 6423 - EMPLOYEE ALLOWANCE/REIMBRSMNT:	\$0.00	\$0.00	\$0.00	\$0.00		\$0.00
6441 - RENTAL EXPENSE						
RENTAL EXPENSE	\$0.00	\$0.00	\$0.00	\$0.00		\$0.00
Total 6441 - RENTAL EXPENSE:	\$0.00	\$0.00	\$0.00	\$0.00		\$0.00
6462 - INVENTORY OVER/SHORT						
INVENTORY OVER/SHORT	-\$158,490.99	\$0.00	\$0.00	\$0.00		\$0.00
Total 6462 - INVENTORY OVER/SHORT:	-\$158,490.99	\$0.00	\$0.00	\$0.00		\$0.00
6469 - UNCOLLECTIBLE ACCOUNTS						
UNCOLLECTIBLE ACCOUNTS	\$0.00	\$0.00	\$0.00	\$0.00		\$0.00
Total 6469 - UNCOLLECTIBLE ACCOUNTS:	\$0.00	\$0.00	\$0.00	\$0.00		\$0.00
6511 - EAM INV EXP - FUEL 1521						
FUEL	\$870,814.69	\$1,117,300.00	\$972,300.00	\$1,074,000.00	-3.875%	-\$43,300.00



Mission Statement

The Common Council created the Redevelopment Authority (RDA) in 2003. The primary emphasis and focus of the Redevelopment Authority is the redevelopment and revitalization of the central city, downtown, and riverfront. The RDA can acquire blighted properties, demolish and remediate sites, and provide public improvements that promote the redevelopment of the City.

Strategic Plan Goals

*Support Redevelopment Opportunities throughout the City

2023 Accomplishments

*Continued to acquire blighted properties for neighborhood and commercial redevelopment
*Continued to acquire/rehabilitate/demolish/sell residential properties

2024 Goals

*Continue to acquire blighted properties for neighborhood redevelopment
*Continue to acquire/rehabilitate/demolish/sell residential properties
*Continue to market available properties

Revenues by Source

Name	FY2022 YTD Actual	FY2023 Budget: Amended	FY2023 Projected	9-28-23 Latest Version (Component)	FY2023 Budget: Amended vs. 9-28-23 Latest Version (Component) (% Change)	FY2023 Budget: Amended vs. 9-28-23 Latest Version (Component) (\$ Change)
Revenue Source						
Miscellaneous Income						
4920 - RENTAL REVENUE	\$6,000	\$6,000	\$6,000	\$6,000	0%	\$0
4972 - MISCELLANEOUS REVENUE	\$1,720	\$0	\$594	\$0	0%	\$0
Total Miscellaneous Income:	\$7,720	\$6,000	\$6,594	\$6,000	0%	\$0
Other Financing						
5300 - SALE OF CAPITAL ASSETS	\$21,165	\$0	\$0	\$0	0%	\$0
5301 - CAPITAL GAIN/LOSS PROPERTY/LAN	-\$150,255	\$0	\$0	\$0	0%	\$0
Total Other Financing:	-\$129,090	\$0	\$0	\$0	0%	\$0
Transfers						
5299 - TSF FROM OTHER FUNDS	\$156,644	\$100,100	\$100,000	\$100,000	-0.1%	-\$100
Total Transfers:	\$156,644	\$100,100	\$100,000	\$100,000	-0.1%	-\$100
Total Revenue Source:	\$35,274	\$106,100	\$106,594	\$106,000	-0.1%	-\$100

Expenditures by Expense Type

Name	FY2022 YTD Actual	FY2023 Budget: Amended	FY2023 Projected	9-28-23 Latest Version (Component)	FY2023 Budget: Amended vs. 9-28- 23 Latest Version (Component) (\$ Change)	FY2023 Budget: Amended vs. 9-28- 23 Latest Version (Component) (% Change)
Expense Objects						
Operating						
6401 - PS - ENGINEER/SURVEY/APPRAISAL	\$0	\$100,000	\$0	\$0	-\$100,000	-100%
6450 - INSURANCE EXPENSE	\$5,181	\$5,200	\$5,200	\$5,200	\$0	0%
6451 - WORKERS COMPENSATION	\$848	\$0	\$0	\$0	\$0	0%
6467 - RDA INTERFUND CHARGEBACK	\$82,906	\$0	\$0	\$0	\$0	0%
Total Operating:	\$88,935	\$105,200	\$5,200	\$5,200	-\$100,000	-95.1%
Capital Outlay						
7208 - LAND & LAND IMPVMTS	\$0	\$45,000	\$45,000	\$45,000	\$0	0%
Total Capital Outlay:	\$0	\$45,000	\$45,000	\$45,000	\$0	0%
Total Expense Objects:	\$88,935	\$150,200	\$50,200	\$50,200	-\$100,000	-66.6%

City of Oshkosh, Wisconsin

CIP - Project Detail Sheet

2024 thru 2028

PROJECTS BY FUNDING SOURCE

Source	Project #	Priority	2024	2025	2026	2027	2028	Total
1000-Operations								
TR: Transit Stop Improvements	00A TR STPIM	3	2,000	2,000	2,000	2,000	2,000	10,000
REC: Automated Side-Load Refuse Trucks	23 RECY VEH1	1	360,000	410,000	410,000			1,180,000
TR: Downtown Transit Center	24 TRANS CTR	2	400,000					400,000
1000-Operations Total			762,000	412,000	412,000	2,000	2,000	1,590,000
1300-Cash-Fund Balance								
FIRE: Land for Stations	00 FIRE LAND	1			750,000			750,000
UI: Fernau Avenue Construction	24 FERNAU	n/a	5,177,500					5,177,500
Boat Launch Repairs	26 PRK BOAT	3			150,000			150,000
1300-Cash-Fund Balance Total			5,177,500		900,000			6,077,500
1400-TID Cash								
UI: Oshkosh Avenue Corridor Study	24 OSHKSH AV	n/a	75,000					75,000
PLNG: Riverway Drive Trail	24 RIV DR TR	4	175,000	175,000				350,000
PLNG: Sawdust Parking Lot	24 RIV SAW	3	400,000					400,000
PRKS: Riverwalk Light Bollards Replacement	25 RIV LT BL	2		30,000				30,000
1400-TID Cash Total			650,000	205,000				855,000
2000-Trade-In								
STR: Replace Trailers	00A STR EQP1	1		5,000		500	500	6,000
STR: Replace Tandem-Axle Plow Trucks	00A STR VE01	1	15,000	30,000	30,000	15,000	15,000	105,000
REC: Automated Side-Load Refuse Trucks	23 RECY VEH1	1	15,000	15,000	15,000			45,000
SAN: Rear-Load Refuse Trucks	23 SANI VEH1	1	15,000	15,000	15,000			45,000
STR: Replace Articulated Loaders	23 STR EQP3	1		15,000	2,500	15,000		32,500
STR: Replace Single-Axle Trucks	23 STR VEH02	1	30,000	15,000	15,000	15,000	15,000	90,000
STR: Replace Semi-Tractors	23 STR VEH05	1	5,000	5,000				10,000
SW: Replace Street Sweepers	23 SW VEH1	1		10,000		15,000		25,000
WD: Replace Mini Dump Trucks	23 WD VEH3	n/a	7,000					7,000
CEM: 409 Van	24 CEM VEH1	3	1,000					1,000
ENG: #386 4WD 1/2-Ton PU	24 ENG VEH1	1	3,000					3,000
PRKS: 416 Ford F-350	24 PRK VEH2	3	3,000					3,000
PRKS: 412 1-Ton Dump Truck	24 PRK VEH3	2	5,000					5,000
FAC: Step Van	24 STEP VAN	1	5,000					5,000
STR: #200, Road Saw	24 STR EQP2	1	500					500
STR: #105, Zero-Turn Mower	24 STR EQP3	1	500					500
STR: #260, Crack Filler	24 STR EQP5	1	2,000					2,000
STR: #168, Paver	24 STR EQP6	1		10,000				10,000
STR: Replace Sidewalk Tractors	24 STR EQP7	1		15,000				15,000
STR: #32, 3/4 4WD Ext Cab PU Truck	24 STR VEH1	1			3,000			3,000
ELEC: 501 Electric Div. Bucket Truck	24 VEH ELEC1	3	10,000					10,000

Source	Project #	Priority	2024	2025	2026	2027	2028	Total
CEM: Leaf Picker/Vacuum	25 CEM EQP1	3		1,000	5,000		1,000	7,000
ELEC: 515 Skidsteer	25 EQP ELEC1	4		2,000				2,000
FAC: #002 3/4Ton PU Truck w/Plow & Liftgate	25 FAC VEH1	1		1,000				1,000
FRSTRY: 480 Ford F750	25 FRSY VEH1	3		5,000				5,000
REC: #111, Articulated Loader	25 RECY EQP1	1	15,000					15,000
STR: #218, Trailered Air Compressor	25 STR EQP1	1		3,000				3,000
STR: #37, Supervisor's Pickup Truck	25 STR VEH1	1		3,000				3,000
STR: #26 1-Ton 4WD Dump TRK w/Toolbox	25 STR VEH2	1		5,000				5,000
WD: 809 Trailer-Mounted Dewatering Pump	25 WD EQP1	n/a		5,000				5,000
WD: Replace 1/2-Ton Vans	25 WD VEH1	n/a		2,000			3,000	5,000
WD: 827 1-Ton Ext Cab PU TRK w/Srv Body	25 WD VEH2	n/a		3,000				3,000
WW: Replace Jetter Vacs	25 WW VEH1	1		15,000		15,000		30,000
CG: #108 Adv Ride-On Floor Scrubber	26 CG EQP1	1			1,000			1,000
FRSTRY: 479 F250 Pick Up Truck	26 FRSY VEH1	3			5,000			5,000
PRKS: 400 F-150 PU Truck	26 PRK VEH1	2			3,000			3,000
PRKS: 489 Step Van	26 PRK VEH2	3			5,000			5,000
PRKS: 444 Bobcat Toolcat	26 PRK VEH3	2			6,000			6,000
STR: #172 114" Snow Blower	26 STR EQP1	1			7,500			7,500
STR: #25 1-Ton 4WD Ext Cab PU TRK	26 STR VEH2	1			3,000			3,000
ELEC: 506 Service Van	26 VEH ELEC1	4		2,000				2,000
WD: Tri-Axle Dump Trucks	26 WD VEH1	n/a			15,000			15,000
WW: 173 Zero-Turn Lawn Mower	26 WW MOWER	n/a			900			900
CG: #36 Single-Axle Pickup Truck	27 CG VEH1	1				7,500		7,500
ENG: #388 4WD 1/2-Ton PU	27 ENG VEH1	1				3,000		3,000
PRKS: 442 John Deere Tractor/Loader	27 PRK EQ2	2			3,000			3,000
PRKS: 408 F-550 Dump Truck	27 PRK VEH1	2				5,000		5,000
PRKS: 410 F-150 PU Truck	27 PRK VEH2	2	3,000					3,000
PRKS: 415 F-750 CNG 3YD TRUCK	27 PRK VEH3	2				5,000		5,000
STR: #38 1-Ton 4WD PU Truck	27 STR VEH1	1				3,000		3,000
STR: #39 1-Ton 4WD Ext Cab PU TRK	27 STR VEH2	1				500		500
WD: 805 Forklift	27 WD EQP1	n/a				3,000		3,000
WD: 804 Concrete Breaker	27 WD EQP2	n/a				5,000		5,000
WD: 800 1/2-Ton 4WD Ext Cab PU TRK	27 WD VEH1	n/a				3,000		3,000
PRKS: 402 F-350 Reg Cab	28 402 VEH	3					5,000	5,000
PRKS: 403 Ford Exp	28 403 VEH	5					2,500	2,500
STR: #239 Stainless Tanker Semi-Trailer	28 STR EQP1	1					5,000	5,000
STR: #28 1-Ton 4WD Dump Truck	28 STR VEH1	1					15,000	15,000
STR: #141, Motor Grader with Wing	28 STR VEH2	1					25,000	25,000
SW: 57 Vac All Catch Basin Cleaner	28 SW VEH1	1					15,000	15,000
WD: 811 Air Compressor	28 WD EQP1	3					1,000	1,000
WD: 812 Ditch Witch/Vac-All Trailer	28 WD EQP2	n/a					1,000	1,000
WD: 803 Tractor Backhoe/Loader	29 WD EQP1	n/a		15,000				15,000
2000-Trade-In Total			135,000	197,000	134,900	110,500	104,000	681,400

4100-Levy

FAC: ADA Improvement Program	00A ADA PROG	3	100,000					100,000
CEM: Cemetery Road Repaving	00A CEMROAD	3		25,000		25,000		50,000
UI: Concrete Pavement Repairs (Annual)	00A CONCRT	n/a	150,000	175,000	175,000	175,000	175,000	850,000
UI: 20-91 Up-Front Engineering Services	00A ENV SVR	n/a	30,000	30,000	30,000	30,000	30,000	150,000
FIRE: New Hose	00A FIRE HOS	1			9,000	4,500		13,500
FAC: Office Furniture Replacement	00A FURN RPL	3	50,000					50,000
PLNG: Great Neighborhoods Initiative	00A G NHOODS	2	100,000	250,000	250,000	250,000	250,000	1,100,000
PLNG: Gateway Improvements	00A GATE IMP	2		100,000	100,000	200,000	200,000	600,000
FAC: HVAC/Roofing Replacement	00A HVAC/RF	1	600,000	750,000	750,000	750,000	750,000	3,600,000

Source	Project #	Priority	2024	2025	2026	2027	2028	Total
ELEC: LED Traffic Signal Head Equip	00A LED HD	3	10,000	10,000	10,000	10,000	10,000	50,000
ELEC: LED Streetlighting Upgrades	00A LEDLGH	3	10,000	10,000	10,000	10,000	10,000	50,000
PD: TASER Replacement	00A PD TASER	1	40,000	40,000	40,000	40,000		160,000
UI: Mini Storm Sewers/Storm Laterals	00A SS/SWLAT	n/a	25,000	25,000	25,000	25,000	25,000	125,000
ELEC: Streetlighting Poles	00A ST POLES	3	25,000	25,000	25,000	25,000	25,000	125,000
UI: New Sidewalk Ordered In	00A SW NOI	n/a	5,000	5,000	5,000	5,000	5,000	25,000
UI: Subdivision Sidewalk Agreements	00A SW SUBDV	n/a	2,500	2,500	2,500	2,500	2,500	12,500
ELEC: Traffic Signal Equipment	00A TR SGNL	3	45,000	45,000	45,000	45,000	45,000	225,000
TR: Bike and Pedestrian	24 BKE&PED	2	50,000	50,000	50,000	50,000	50,000	250,000
PRKS: P38 Utility Trailer	24 P38 UT	2	18,000					18,000
PLNG: Riverwalk Signage	24 RIV SIGN	3	50,000	50,000	5,000	5,000	5,000	115,000
PLNG: Scattered Sites Blight Removal	24 SCAT SITE	2	100,000	750,000	750,000	750,000	750,000	3,100,000
STR: Sprinkler/Fire Suppression System	24 TR SPKLR	1	45,000					45,000
PLNG: Signage to Center City	25 CTR CITY	3		25,000	25,000	25,000	25,000	100,000
FAC: City Hall Renovation	25 FAC CTYHL	1			19,000,000			19,000,000
FAC: FM Commercial Tractor	25 FAC TRTR2	2		30,000				30,000
FAC: GOH Wallpaper Replacement	25 GOH W REP	4		40,000				40,000
FAC: Oshkosh Media Master Control	25 OM MCE	3		70,000				70,000
FAC: OPM Commercial Tractor	25 OPM TRCTR	2		30,000				30,000
FAC: OSC South Flooring Improvements	25 OSC S FLI	3		40,000				40,000
FAC: OSC South Wall Systems	25 OSC S WAL	3		50,000				50,000
PRKS: P36 Utility Trailer	25 P36 UT	2		16,000				16,000
PRKS: P37 Utility Trailer	25 P37 UT	2		17,000				17,000
PRKS: P42 Utility Trailer	25 P42 UT	2		12,000				12,000
PRKS: 428 Enclosed Equipment Trailer	25 PRK EQP4	2				18,000		18,000
TR: Hoist Maintenance Garage	25 TR HOIST1	2		20,000				20,000
FAC: Oshkosh Media TV Studio Equipment	26 OM TV SE	3			65,000			65,000
FAC: OPM Elevator Modernization	26 OPM ELEV	1			200,000			200,000
PLNG: Sawdust Dist Gateway Features	27 SAWFETURE	3				75,000	75,000	150,000
PD: Tactical Response & Recovery Veh	28 PD TRRV	3					250,000	250,000
4100-Levy Total			1,455,500	2,692,500	21,571,500	2,520,000	2,682,500	30,922,000

4208-ARPA Funding

UI: Asphalt Program (Annual)	00A ASPHALT	n/a	250,000					250,000
FIRE: Turn Out Gear	00A FIR GEAR	1	166,200					166,200
FIRE: New Hose	00A FIRE HOS	1	18,000					18,000
FIRE: Replace Mattresses	00A FIRE MAT	3	21,100					21,100
44th Parallel Park Play Equip & Surfacing	24 44P EQUIP	3	300,000					300,000
UI: Fernau Avenue Construction	24 FERNAU	n/a	2,745,000					2,745,000
FIRE: Replace Cardiac Monitors & AEDs	24 FIRE MNTR	1	1,092,500					1,092,500
FIRE: Tough Books	24 FIRE TBK	2	67,600					67,600
FIRE: Thermal Cameras	24 FIRE TCAM	3	70,000					70,000
FAC: Fire Station 17-19 Emergency Gen	24 FS 17-19E	1	600,000					600,000
FAC: Fire Station 18 Generator Ph2	24 FS 18GEN	3	175,000					175,000
FAC: Fire Station Improvements	24 FS IMPR	2	55,000					55,000
FAC: GOH Fire Alarm System	24 GOH FR AL	1	50,000					50,000
FAC: GOH Window Door Replacement	24 GOH WD RE	2	200,000					200,000
IT: Data Center Switch Replacement	24 IT DC SWT	2	94,840					94,840
FAC: OPM Sawyer House Windows	24 OPM S UP	2	175,000					175,000
FAC: OSC South Siding and Door Replacement	24 OSC S SID	3	200,000					200,000
FAC: PD Evidence Control Center	24 PD ECC	2	55,000					55,000
PD: CCOV Equipment	24 PD EQUIP	n/a	100,000					100,000
FAC: GOH Renovation	24GOH Reno	2	473,000					473,000

Source	Project #	Priority	2024	2025	2026	2027	2028	Total
4208-ARPA Funding Total			6,908,240					6,908,240
4260-Grant								
TR: Transit Stop Improvements	00A TR STPIM	3	8,000	8,000	8,000	8,000	8,000	40,000
STR: Sprinkler/Fire Supression System	24 TR SPKLR	1	180,000					180,000
TR: Downtown Transit Center	24 TRANS CTR	2	3,600,000					3,600,000
TR: 2 Buses & 1 Charging Infrs	25 2ELEC BUS	1		1,600,000				1,600,000
TR: Hoist Maintenance Garage	25 TR HOIST1	2		80,000				80,000
4260-Grant Total			3,788,000	1,688,000	8,000	8,000	8,000	5,500,000
4262-State DOT								
UL: Bowen St Reconstruction	26-01 BOWEN	n/a				1,883,000		1,883,000
4262-State DOT Total						1,883,000		1,883,000
4401B - GO DEBT - BONDS 20YR								
UL: Asphalt Program (Annual)	00A ASPHALT	n/a	800,000		250,000	250,000	250,000	1,550,000
Park Trails Improvements	00A PRK TRLS	3	50,000	50,000	50,000	50,000	50,000	250,000
UL: Sidewalk Rehab & Reconst Prog	00A SW REHAB	n/a	300,000	300,000	300,000	300,000	300,000	1,500,000
Menominee Park Beach House Reno	22 BEACH HSE	2		500,000				500,000
UL: Cherry St Reconstruction	24 CHERRY	n/a	1,775,400					1,775,400
UL: E 7th Avenue Reconstruction	24 E 7TH AVE	n/a	151,600					151,600
FIRE: Replace Fire Apparatus	24 FIRE AERI	1	1,455,000	1,100,000	1,341,000	1,474,000	1,620,510	6,990,510
FAC: Fire Training Center	24 FT CNTR	1		3,500,000	3,500,000			7,000,000
UL: Grand St Reconstruction	24 GRAND ST	n/a	495,200					495,200
UL: Iowa St Reconstruction	24 IOWA ST	n/a	145,700					145,700
Menominee Park Zoo Improvements	24 M PRK ZOO	3	100,000		100,000		100,000	300,000
UL: Michigan St Reconstruction	24 MICHIGAN	n/a	376,700					376,700
UL: W 5th Ave Reconstruction	24 W 5TH AVE	n/a	342,400					342,400
UL: W 7th Ave Reconstruction	24 W 7TH AVE	n/a	262,800					262,800
UL: Waugoo Ave Reconstruction	24 WAUGOO	n/a	1,989,000					1,989,000
FAC: GOH Renovation	24GOH Reno	2		2,500,000				2,500,000
UL: Bay Shore Dr Reconst	25 BAY SHORE	n/a		615,300				615,300
UL: Bay St Reconstruction	25 BAY ST	n/a		122,600				122,600
UL: Bowen St Reconstruction	25 BOWEN ST	n/a		1,305,500				1,305,500
UL: Central St Reconstruction	25 CENTRAL	n/a		1,081,700				1,081,700
FAC: Fire Station 16 Replacement	25 FS 16 RE	3			4,000,000	3,500,000		7,500,000
Menominee Park Road Reconstruction	25 MP RD CON	3	2,500,000					2,500,000
PLNG: Pioneer Riverwalk to Marina	25 PLNRWALKB	2		3,000,000				3,000,000
UL: Waugoo Ave Reconstruction	25 WAUGOO AV	n/a		851,300				851,300
UL: W 15th Ave Reconstruction	25 WEST 15TH	n/a		1,866,600				1,866,600
UL: N Eagle St Reconst	26 N EAGLE	n/a			1,425,100			1,425,100
UL: Ohio St Reconstruction	26 OHIO ST	n/a			1,597,000			1,597,000
PLNG: Pioneer Riverwalk E 14th	26 PLNRWALKC	2			2,000,000			2,000,000
Rainbow Memorial Park Improvements	26 RB PRK IP	3				500,000	4,700,000	5,200,000
UL: Scott Ave Reconstruction	26 SCOTT AVE	n/a			1,705,400			1,705,400
UL: W 16th Ave Reconstruction	26 W 16TH AV	n/a			1,889,700			1,889,700
UL: Woodland Ave Reconstruction	26 WDLN-CHRY	n/a			846,900			846,900
UL: Bowen St Reconstruction	26-01 BOWEN	n/a	50,000		50,000	708,200		808,200
PLNG: Pioneer Island Riverwalk	27 PL RWALK	3				3,500,000	5,000,000	8,500,000
PLNG: Pioneer Riverwalk Breakwater	27 PLNRWALKD	2				400,000		400,000
UL: Scott Ave Reconstruction	27 SCOTT AVE	n/a				1,130,600		1,130,600

Source	Project #	Priority	2024	2025	2026	2027	2028	Total
Ul: W 14th Ave Reconstruction	27 W 14TH AV	n/a				2,026,800		2,026,800
Ul: Wright St Reconstruction	27 WRIGHT	n/a				1,042,500		1,042,500
Ul: Bowen St Reconstruction	28 BOWEN ST	n/a					2,163,600	2,163,600
Ul: Kirkwood Dr Reconstruction	28 KIRKWOOD	n/a					998,900	998,900
Ul: Mill St Reconstruction	28 MILL ST	n/a					265,700	265,700
FAC: OPM South Side Expansion	28 OPM SSE	3					5,640,000	5,640,000
Ul: Merritt Ave Reconstruction	29 MERRITT	n/a					400,000	400,000
Ul: W 9th Ave Reconstruction	30 W 9TH AVE	n/a			300,000		500,000	800,000
Ul: S Main St Reconstruction	31 S MAIN	n/a				75,000		75,000
4401B - GO DEBT - BONDS 20YR Total			10,793,800	16,793,000	19,355,100	14,957,100	21,988,710	83,887,710

4401N - GO DEBT - NOTES 10YR

FIRE: Turn Out Gear	00A FIR GEAR	1		95,800	190,800	190,600	134,400	611,600
FIRE: Replace Ambulances	00A FIRE AMB	1			1,300,200			1,300,200
PLNG: Housing Study	00A PLN STDY	1	300,000	400,000	400,000	500,000		1,600,000
PRKG: Parking Lot Improvements	00A PRKG LOT	2	750,000	750,000	1,000,000	1,000,000	1,000,000	4,500,000
PLNG: South Main Acquisition	00A SMAIN AQ	1	150,000	150,000	500,000	500,000	500,000	1,800,000
STR: Replace Trailers	00A STR EQP1	1	10,000	40,000		17,000	11,500	78,500
STR: Replace Tandem-Axle Plow Trucks	00A STR VE01	1	310,000	620,000	610,000	220,000	300,000	2,060,000
FIRE: Other Vehicles	23 FIRE VEHS	2	74,000	75,700	78,000	79,000	81,000	387,700
Lakeshore Park Development	23 LAKESHORE	3	300,000	500,000	500,000	500,000	500,000	2,300,000
LIB: Elevator Modernization Upgrades	23 LIB ELEVS	3	115,000		105,100		117,300	337,400
PRKS: 454 Toro Zero Turn	23 PRK EQP1	2	75,000	76,000		78,000	80,000	309,000
PRKS: Shop Sweeper	23 PRK EQP2	2	85,000					85,000
SAN: Rear-Load Refuse Trucks	23 SANI VEH1	1	310,000	310,000	310,000			930,000
STR: Replace Articulated Loaders	23 STR EQP3	1		385,000	397,500	385,000		1,167,500
STR: Replace Single-Axle Trucks	23 STR VEH02	1	580,000	290,000	290,000	290,000	210,000	1,660,000
STR: Replace Semi-Tractors	23 STR VEH05	1	120,000	145,000				265,000
PRKS: 418 F-150 4WD Reg Cab	24 418 VEH	3	55,000					55,000
CEM: 536 Scag Zero Turn	24 CEM EQP2	3	20,000					20,000
CEM: 537 Scag Zero Turn	24 CEM EQP3	3		20,000				20,000
CEM: 538 Scag Zero Turn	24 CEM EQP4	3		20,000				20,000
CEM: 539 Scag Zero Turn	24 CEM EQP5	3	20,000					20,000
CEM: 409 Van	24 CEM VEH1	3	94,000					94,000
ENG: #386 4WD 1/2-Ton PU	24 ENG VEH1	1	47,000					47,000
Menominee Prk Prkg Lot & Reetz Flds -Design	24 MP LOT DS	3	500,000					500,000
PRKS: 416 Ford F-350	24 PRK VEH2	3	57,000					57,000
PRKS: 412 1-Ton Dump Truck	24 PRK VEH3	2	90,000					90,000
Stevens Park Play Equipment and Surfacing	24 SP EQUIP	3		275,000				275,000
Stevens Park Lighting Replacement	24 SP LGHTS	3			40,000			40,000
Stevens Park Tennis & Bball Courts	24 SP TNS BB	3		275,000				275,000
FAC: Step Van	24 STEP VAN	1	85,000					85,000
STR: #200, Road Saw	24 STR EQP2	1	54,500					54,500
STR: #105, Zero-Turn Mower	24 STR EQP3	1	13,500					13,500
STR: #260, Crack Filler	24 STR EQP5	1	83,000					83,000
STR: #168, Paver	24 STR EQP6	1		540,000				540,000
STR: Replace Sidewalk Tractors	24 STR EQP7	1		70,000				70,000
STR: #32, 3/4 4WD Ext Cab PU Truck	24 STR VEH1	1			44,500			44,500
ELEC: 501 Electric Div. Bucket Truck	24 VEH ELEC1	3	290,000					290,000
Site "A"- Ripple & Oregon	24SITE A DEV	3			400,000			400,000
TR: 2 Buses & 1 Charging Infrs	25 2ELEC BUS	1		400,000				400,000
Abe Rochlin Park Play Equipment & Surfacing	25 ABE EQUIP	3		275,000				275,000
CEM: Leaf Picker/Vacuum	25 CEM EQP1	3		44,000	40,000		49,000	133,000
CG: DEF Dispense Stations	25 CG EQP1	2	100,000					100,000

Source	Project #	Priority	2024	2025	2026	2027	2028	Total
ELEC: 515 Skidsteer	25 EQP ELEC1	4		148,000				148,000
FAC: #002 3/4Ton PU Truck w/Plow & Liftgate	25 FAC VEH1	1		59,000				59,000
FRSTRY: 480 Ford F750	25 FRSY VEH1	3		115,000				115,000
Menominee Park Lighting Replacement	25 MP LIGHTS	3					100,000	100,000
MUS: Deep Roots Exhibit	25 MUS ROOTS	2		975,000				975,000
PRKS: Athletic Field Groomer	25 PRK EQP1	2		26,000	26,000			52,000
PRKS: 414 F-250 PU Truck	25 PRK VEH1	2		60,000				60,000
Rainbow Mem Prk Play Equipment & Surfacing	25 RB EQUIP	3			250,000			250,000
REC: #111, Articulated Loader	25 RECY EQP1	1	455,000					455,000
STR: #218, Trailered Air Compressor	25 STR EQP1	1		32,000				32,000
STR: #37, Supervisor's Pickup Truck	25 STR VEH1	1		39,500				39,500
STR: #26 1-Ton 4WD Dump TRK w/Toolbox	25 STR VEH2	1		100,000				100,000
44th Parallel Park Ballfield Reconstruction	26 44P BALL	3				300,000		300,000
Abbey Park Play Equipment & Surfacing	26 ABY EQUIP	3			275,000			275,000
Red Arrow Park Play Equipment	26 ARW EQUIP	3			250,000			250,000
Red Arrow Skate Park	26 ARW SKTE	3			100,000			100,000
CG: #108 Adv Ride-On Floor Scrubber	26 CG EQP1	1			84,000			84,000
FRSTRY: 479 F250 Pick Up Truck	26 FRSY VEH1	3			80,000			80,000
Menominee Park Tennis Court Lights	26 MP TC LTS	3			80,000			80,000
PRKS: 420 Toro 16' Mower	26 PRK EQP1	2			115,000			115,000
PRKS: 400 F-150 PU Truck	26 PRK VEH1	2			52,000			52,000
PRKS: 489 Step Van	26 PRK VEH2	3			85,000			85,000
PRKS: 444 Bobcat Toolcat	26 PRK VEH3	2			84,000			84,000
STR: #172 114" Snow Blower	26 STR EQP1	1			217,500			217,500
STR: #25 1-Ton 4WD Ext Cab PU TRK	26 STR VEH2	1			47,000			47,000
ELEC: 506 Service Van	26 VEH ELEC1	4		68,000				68,000
West Algoma Park Play Equipment & Surfacing	26 W ALG EQP	3			275,000			275,000
Red Arrow Park Lighting Replacement	27 ARW LGHTS	3				60,000		60,000
CG: #36 Single-Axle Pickup Truck	27 CG VEH1	1				132,500		132,500
ENG: #388 4WD 1/2-Ton PU	27 ENG VEH1	1				47,000		47,000
MUS: Tiffany Window Removal/Re-Install	27 MUS TFFNY	3				75,000		75,000
PRKS: 442 John Deere Tractor/Loader	27 PRK EQ2	2			92,000			92,000
PRKS: 408 F-550 Dump Truck	27 PRK VEH1	2				90,000		90,000
PRKS: 410 F-150 PU Truck	27 PRK VEH2	2	52,000					52,000
PRKS: 415 F-750 CNG 3YD TRUCK	27 PRK VEH3	2				115,000		115,000
Stoegbauer Park Restrooms/Shelter Constr	27 STGBR BLD	3				500,000		500,000
STR: #38 1-Ton 4WD PU Truck	27 STR VEH1	1				47,000		47,000
STR: #39 1-Ton 4WD Ext Cab PU TRK	27 STR VEH2	1				49,500		49,500
Westhaven Circle Park - Splash Pad	27 WHCRL PAD	4					500,000	500,000
PRKS: 402 F-350 Reg Cab	28 402 VEH	3					60,000	60,000
PRKS: 403 Ford Exp	28 403 VEH	5					52,500	52,500
CG: Mobile Column Lifts	28 CG VEH1	1					120,000	120,000
STR: #239 Stainless Tanker Semi-Trailer	28 STR EQP1	1					85,000	85,000
STR: #28 1-Ton 4WD Dump Truck	28 STR VEH1	1					90,000	90,000
STR: #141, Motor Grader with Wing	28 STR VEH2	1					400,000	400,000
4401N - GO DEBT - NOTES 10YR Total			5,195,000	7,379,000	8,318,600	5,175,600	4,390,700	30,458,900

4952-Donations

Menominee Park Beach House Reno	22 BEACH HSE	2		2,500,000				2,500,000
PCWP Leisure Pool	23 PRK POOL1	2	50,000					50,000
PCWP Heaters	23 PRK POOL2	3	25,000	25,000				50,000
FAC: GOH Renovation	24GOH Reno	2		3,000,000				3,000,000
MUS: Deep Roots Exhibit	25 MUS ROOTS	2			325,000			325,000

Source	Project #	Priority	2024	2025	2026	2027	2028	Total
4952-Donations Total			75,000	5,525,000	325,000			5,925,000
5273-Debt: Clean Water Fund								
WW: Phosphorus Limits Study/Construction	25 WW PHOSPH	1	6,600,000	12,000,000	10,800,000			29,400,000
5273-Debt: Clean Water Fund Total			6,600,000	12,000,000	10,800,000			29,400,000
5273-Sewer Revenue Bonds								
Ul: Asphalt Program (Annual)	00A ASPHALT	n/a	50,000		50,000	50,000	50,000	200,000
Ul: Inflow/Infiltration Removal	00A I&I LEAK	n/a	500,000	500,000	1,000,000	1,000,000	1,000,000	4,000,000
WW: Clarifiers #1, #2, #3, & #4 Floor Replacement	21 WW CLRFRS	n/a	680,000					680,000
Ul: Oregon Street Interceptor Sewer	21-03 OREGON	n/a	3,583,200					3,583,200
WW: Collection System Inspections	23 WW INSPEC	n/a	1,680,000					1,680,000
Ul: Cherry St Reconstruction	24 CHERRY	n/a	1,079,900					1,079,900
Ul: E 7th Avenue Reconstruction	24 E 7TH AVE	n/a	93,300					93,300
Ul: Grand St Reconstruction	24 GRAND ST	n/a	417,700					417,700
Ul: Iowa St Reconstruction	24 IOWA ST	n/a	149,700					149,700
Ul: Linden/Meadowbrook/W 9th Swr/Wtr Ext	24 LINDN OKS	n/a	234,700					234,700
Ul: Michigan St Reconstruction	24 MICHIGAN	n/a	94,200					94,200
Ul: Prospect Ave Water Main Rplcmnt	24 PROSPECT	n/a	90,000					90,000
Ul: W 5th Ave Reconstruction	24 W 5TH AVE	n/a	330,500					330,500
Ul: W 7th Ave Reconstruction	24 W 7TH AVE	n/a	362,900					362,900
Ul: Waugoo Ave Reconstruction	24 WAUGOO	n/a	1,130,600					1,130,600
WW: Replace WWTP Chlorinators and Piping	24 WW CHL PP	n/a	58,000	250,000				308,000
WW: Replace Digester Area HVAC	24 WW D HVAC	n/a	180,000					180,000
WW: WWTP Roofs Replacement	24 WW ROOFS	3		3,563,000				3,563,000
Ul: Bay Shore Dr Reconst	25 BAY SHORE	n/a		442,500				442,500
Ul: Bay St Reconstruction	25 BAY ST	n/a		91,600				91,600
Ul: Bowen St Reconstruction	25 BOWEN ST	n/a		622,000				622,000
Ul: Central St Reconstruction	25 CENTRAL	n/a		729,100				729,100
Ul: Nebraska Sanitary Intrcpt Sewer	25 NEB SS	n/a		1,830,100				1,830,100
Ul: Waugoo Ave Reconstruction	25 WAUGOO AV	n/a		501,500				501,500
Ul: W 15th Ave Reconstruction	25 WEST 15TH	n/a		1,161,800				1,161,800
WW: Replace WWTP Influent Bar Screens	25 WW BAR SC	n/a		628,000	2,650,000			3,278,000
WW: Replace Wastewater Facility HVAC	25 WW HVAC	n/a		135,000	548,000			683,000
WW: Shorewood Lift Station Piping & Valves	25 WW SHORE	n/a		102,500	430,000			532,500
WW: Replace Jetter Vacs	25 WW VEH1	1		317,500		317,500		635,000
Ul: Clairville Road Swr & Wtr Ext	26 CLAIRVILLE	n/a			643,900			643,900
Ul: N Eagle St Reconst	26 N EAGLE	n/a			545,100			545,100
Ul: Ohio St Reconstruction	26 OHIO ST	n/a			928,900			928,900
Ul: Scott Ave Reconstruction	26 SCOTT AVE	n/a			1,000,600			1,000,600
Ul: W 16th Ave Reconstruction	26 W 16TH AV	n/a			1,270,100			1,270,100
Ul: Woodland Ave Reconstruction	26 WDLN-CHRY	n/a			478,100			478,100
WW: Lift Station Bar Screens Rehabilitation	26 WW BAR SC	n/a			114,000	456,000		570,000
WW: Repl S Main St Pump Station Generator & Equip	26 WW S MAIN	n/a		40,000	130,000	540,000		710,000
Ul: Bowen St Reconstruction	26-01 BOWEN	n/a			50,000	1,521,800		1,571,800
Ul: Clairville Road Swr & Wtr Extension	27 CLAIRVILLE	n/a				560,500		560,500
Ul: Lakeview San Pump/SW Lift Station Replacement	27 LAKEVW PS	n/a				438,000		438,000
Ul: Scott Ave Reconstruction	27 SCOTT AVE	n/a				534,800		534,800
Ul: W 14th Ave Reconstruction	27 W 14TH AV	n/a				1,163,700		1,163,700
Ul: Wright St Reconstruction	27 WRIGHT	n/a				560,300		560,300
WW: Rehab County Hwy Y Pump Station	27 WW CTH Y	2				525,600	2,220,000	2,745,600
WW: Replace Electrical Unit Substations	27 WW EUSS	n/a				831,100		831,100

Source	Project #	Priority	2024	2025	2026	2027	2028	Total
WW: Repl RAS and WAS Pumping System	27 WW RA/WAS	2				420,000	1,750,000	2,170,000
UI: Bowen St Reconstruction	28 BOWEN ST	n/a					953,200	953,200
UI: Kirkwood Dr Reconstruction	28 KIRKWOOD	n/a					505,900	505,900
UI: Mill St Reconstruction	28 MILL ST	n/a					569,400	569,400
WW: Repl Primary Sludge Piping and Valves	28 WW SLUDGE	2					150,000	150,000
UI: S Main St Reconstruction	31 S MAIN	n/a				200,000		200,000
5273-Sewer Revenue Bonds Total			10,714,700	10,914,600	9,838,700	9,119,300	7,198,500	47,785,800

5275-Safe Drinking Water Loan

WFP: Clearwell Replacement	23 WF CLRWLL	1	29,929,500					29,929,500
WFP: Ozone Liquid Oxygen System/Generators	23 WF OZONE	n/a	5,000,000	3,000,000				8,000,000
5275-Safe Drinking Water Loan Total			34,929,500	3,000,000				37,929,500

5275-Water Revenue Bonds

UI: Asphalt Program (Annual)	00A ASPHALT	n/a	50,000		50,000	50,000	50,000	200,000
WD: Heated Storage Building	23 WD ST BDG	n/a		600,000				600,000
WD: Replace Mini Dump Trucks	23 WD VEH3	n/a	93,000					93,000
WFP: Rplc Low-Lift Pumps & Related Equip	23 WF LL PMP	2	260,200					260,200
WFP: Dual Media Filter Repairs/Rplcmnt	23 WF MEDIA	1	1,616,800		1,560,000			3,176,800
UI: Cherry St Reconstruction	24 CHERRY	n/a	1,523,200					1,523,200
UI: E 7th Avenue Reconstruction	24 E 7TH AVE	n/a	145,200					145,200
UI: Grand St Reconstruction	24 GRAND ST	n/a	550,100					550,100
UI: Iowa St Reconstruction	24 IOWA ST	n/a	241,100					241,100
UI: Linden/Meadowbrook/W 9th Swr/Wtr Ext	24 LINDN OKS	n/a	403,600					403,600
UI: Michigan St Reconstruction	24 MICHIGAN	n/a	341,400					341,400
UI: Prospect Ave Water Main Rplcmnt	24 PROSPECT	n/a	1,105,900					1,105,900
UI: W 5th Ave Reconstruction	24 W 5TH AVE	n/a	489,400					489,400
UI: W 7th Ave Reconstruction	24 W 7TH AVE	n/a	487,700					487,700
UI: Waugoo Ave Reconstruction	24 WAUGOO	n/a	1,621,600					1,621,600
WD: Sensus Water Meter Base St	24 WD SNSUS	n/a	40,000		40,000			80,000
WFP: Granulated Actvd Carbon Filter Media	24 WF GAC FT	1	300,000		4,236,800			4,536,800
WFP: Chloramine Sys/Repl Booster Station Pmps	24 WF PUMP	1	162,000	2,400,000				2,562,000
UI: Bay Shore Dr Reconst	25 BAY SHORE	n/a		588,900				588,900
UI: Bay St Reconstruction	25 BAY ST	n/a		144,300				144,300
UI: Bowen St Reconstruction	25 BOWEN ST	n/a		697,600				697,600
UI: Central St Reconstruction	25 CENTRAL	n/a		1,030,300				1,030,300
UI: Faust Avenue Wtr Mn Repl	25 FAUST AVE	n/a		518,500				518,500
UI: N Lark Street Wtr Mn Repl	25 N LARK ST	n/a		840,200				840,200
UI: National Avenue Wtr Mn Repl	25 NATIONAL	n/a		496,000				496,000
UI: Waugoo Ave Reconstruction	25 WAUGOO AV	n/a		713,000				713,000
WD: 809 Trailer-Mounted Dewatering Pump	25 WD EQP1	n/a		45,000				45,000
WD: Replace 1/2-Ton Vans	25 WD VEH1	n/a		38,000			37,000	75,000
WD: 827 1-Ton Ext Cab PU TRK w/Srv Body	25 WD VEH2	n/a		77,000				77,000
UI: W 15th Ave Reconstruction	25 WEST 15TH	n/a		1,522,700				1,522,700
WFP: Ammonia Gas Scrubber	25 WF A SCBR	n/a		541,200				541,200
WFP: Chlorine Gas Scrubber	25 WF C SCBR	n/a		459,600				459,600
WFP: Chlorine Feed System Piping	25 WF CL FS	1		240,000				240,000
UI: Clairville Road Swr & Wtr Ext	26 CLAIRVILLE	n/a			1,409,400			1,409,400
UI: Josslyn Street Wtr Mn Repl	26 JOSSLYN	n/a			1,173,300			1,173,300
UI: N Eagle St Reconst	26 N EAGLE	n/a			676,200			676,200
UI: Ohio St Reconstruction	26 OHIO ST	n/a			1,322,700			1,322,700
UI: Scott Ave Reconstruction	26 SCOTT AVE	n/a			1,052,300			1,052,300

Source	Project #	Priority	2024	2025	2026	2027	2028	Total
WFP: Repl Systems Sedimentation Basins	26 SYS SED	2			1,800,000			1,800,000
Ul: W 16th Ave Reconstruction	26 W 16TH AV	n/a			1,731,700			1,731,700
WD: Building Remodel/Repairs	26 WD BLDG	n/a			125,000	100,000		225,000
WD:Tri-Axle Dump Trucks	26 WD VEH1	n/a			270,000			270,000
Ul: Woodland Ave Reconstruction	26 WDL D-CHRY	n/a			664,300			664,300
WFP: Fluoride Tanks/Feed Pumps Rplcmnt	26 WF FLUOR	n/a			600,000			600,000
WFP: Fire Alarm Syst Ctrl Panel	26 WF FR AL	2			36,000			36,000
WFP: 60" Intake Clean & Repair	26 WF INTAKE	1	900,000					900,000
Ul: Bowen St Reconstruction	26-01 BOWEN	n/a			50,000	2,375,300		2,425,300
Ul: Clairville Road Swr & Wtr Extension	27 CLAIRVILLE	n/a				725,000		725,000
Ul: Montclair Place Wtr Mn Repl	27 MONTCLAIR	n/a				521,600		521,600
Ul: Oakwood Road Wtr Mn Repl	27 OAKWOOD	n/a				1,161,700		1,161,700
Ul: Scott Ave Reconstruction	27 SCOTT AVE	n/a				857,900		857,900
WFP: Add Mixing to SW Wtr Twr	27 SW WTR TW	2				650,000		650,000
Ul: W 14th Ave Reconstruction	27 W 14TH AV	n/a				1,834,300		1,834,300
WD: 805 Forklift	27 WD EQP1	n/a				47,000		47,000
WD: 804 Concrete Breaker	27 WD EQP2	n/a				220,000		220,000
WD: 800 1/2-Ton 4WD Ext Cab PU TRK	27 WD VEH1	n/a				37,000		37,000
WFP: Backwash Controls/Air Scour Blower Repl	27 WF BCKWSH	2				660,000		660,000
WFP: Sludge Pump Replacement	27 WF SLUDGE	2				180,000		180,000
Ul: Wright St Reconstruction	27 WRIGHT	n/a				1,158,800		1,158,800
Ul: Bowen St Reconstruction	28 BOWEN ST	n/a					1,380,800	1,380,800
WFP: Mix/Sed Basin/DMF Gallery Valve Repl	28 DMF STUDY	1					60,000	60,000
Ul: Kirkwood Dr Reconstruction	28 KIRKWOOD	n/a					749,700	749,700
Ul: Mill St Reconstruction	28 MILL ST	n/a					262,100	262,100
WD: 811 Air Compressor	28 WD EQP1	3					44,000	44,000
WD: 812 Ditch Witch/Vac-All Trailer	28 WD EQP2	n/a					64,000	64,000
WFP: Alum Storage/Day Tanks/Transfer Pumps Repl	28 WF TANKS	1					750,000	750,000
WFP: 892 3/4Ton 4WD PU Truck Lift Gate/Plow	28 WF VEH1	3					75,000	75,000
WD: 803 Tractor Backhoe/Loader	29 WD EQP1	n/a		350,000				350,000
Ul: S Main St Reconstruction	31 S MAIN	n/a				200,000		200,000
5275-Water Revenue Bonds Total			10,331,200	11,302,300	16,797,700	10,778,600	3,472,600	52,682,400

5278-Storm Revenue Bonds

Ul: Asphalt Program (Annual)	00A ASPHALT	n/a	75,000		75,000	75,000	75,000	300,000
Ul: Oregon Street Interceptor Sewer	21-03 OREGON	n/a	75,000					75,000
Ul: Anchorage Watershed RR-Libbey Storm Sewer	21-13 ANCHOR	n/a					50,000	50,000
Ul: Gallups-Merritts Creek Watershed	21-14 GALLUP	n/a					1,500,000	1,500,000
SW: Replace Street Sweepers	23 SW VEH1	1		340,000		335,000		675,000
Ul: Cherry St Reconstruction	24 CHERRY	n/a	1,285,000					1,285,000
Ul: E 7th Avenue Reconstruction	24 E 7TH AVE	n/a	60,500					60,500
Ul: Fernau Avenue Construction	24 FERNAU	n/a	612,000					612,000
Ul: Grand St Reconstruction	24 GRAND ST	n/a	667,000					667,000
Ul: Iowa St Reconstruction	24 IOWA ST	n/a	1,816,700					1,816,700
Ul: Michigan St Reconstruction	24 MICHIGAN	n/a	533,000					533,000
Ul: Prospect Ave Water Main Rplcmnt	24 PROSPECT	n/a	50,000					50,000
Ul: W 5th Ave Reconstruction	24 W 5TH AVE	n/a	283,200					283,200
Ul: W 7th Ave Reconstruction	24 W 7TH AVE	n/a	2,547,700					2,547,700
Ul: Waugoo Ave Reconstruction	24 WAUGOO	n/a	1,029,000					1,029,000
Ul: Bay Shore Dr Reconstr	25 BAY SHORE	n/a		367,000				367,000
Ul: Bay St Reconstruction	25 BAY ST	n/a		124,000				124,000
Ul: Bowen St Reconstruction	25 BOWEN ST	n/a		494,000				494,000
Ul: Central St Reconstruction	25 CENTRAL	n/a		686,000				686,000
Ul: Nebraska Sanitary Intrcpt Sewer	25 NEB SS	n/a		100,000				100,000

Source	Project #	Priority	2024	2025	2026	2027	2028	Total
Ul: Stringham Watershed Box Clvrt-PH 3	25 STRING	n/a		3,466,000				3,466,000
SW: Leaf Blowers-Storm Water	25 SW EQP2	1	80,000		80,000	75,000		235,000
Ul: Waugoo Ave Reconstruction	25 WAUGOO AV	n/a		700,900				700,900
Ul: W 15th Ave Reconstruction	25 WEST 15TH	n/a		1,937,000				1,937,000
WW: Replace Jetter Vacs	25 WW VEH1	1		317,500		317,500		635,000
Ul: N Eagle St Reconst	26 N EAGLE	n/a			584,000			584,000
Ul: Ohio St Reconstruction	26 OHIO ST	n/a			718,700			718,700
Ul: Scott Ave Reconstruction	26 SCOTT AVE	n/a			1,080,200			1,080,200
Ul: W 16th Ave Reconstruction	26 W 16TH AV	n/a			1,148,000			1,148,000
Ul: Woodland Ave Reconstruction	26 WDL-D-CHRY	n/a			450,000			450,000
Ul: Bowen St Reconstruction	26-01 BOWEN	n/a			50,000	2,308,700		2,358,700
Ul: Lakeview San Pump/SW Lift Station Replacement	27 LAKEVW PS	n/a				438,000		438,000
Ul: Scott Ave Reconstruction	27 SCOTT AVE	n/a				672,200		672,200
Ul: WWTP SW Outfall Construction	27 SW OUTFLL	n/a				809,000		809,000
Ul: W 14th Ave Reconstruction	27 W 14TH AV	n/a				1,296,000		1,296,000
Ul: Wright St Reconstruction	27 WRIGHT	n/a				501,700		501,700
Ul: Bowen St Reconstruction	28 BOWEN ST	n/a					867,000	867,000
Ul: Kirkwood Dr Reconstruction	28 KIRKWOOD	n/a					444,000	444,000
Ul: Mill St Reconstruction	28 MILL ST	n/a					174,000	174,000
SW: 57 Vac All Catch Basin Cleaner	28 SW VEH1	1					335,000	335,000
Ul: S Main St Reconstruction	31 S MAIN	n/a				75,000		75,000
5278-Storm Revenue Bonds Total			9,114,100	8,532,400	4,185,900	6,903,100	3,445,000	32,180,500

5283-Assessment

Ul: Mini Storm Sewers/Storm Laterals	00A SS/SWLAT	n/a	25,000	25,000	25,000	25,000	25,000	125,000
Ul: New Sidewalk Ordered In	00A SW NOI	n/a	65,000	65,000	65,000	65,000	65,000	325,000
Ul: Sidewalk Rehab & Reconst Prog	00A SW REHAB	n/a	900,000	700,000	700,000	700,000	700,000	3,700,000
Ul: Subdivision Sidewalk Agreements	00A SW SUBDV	n/a	27,500	27,500	27,500	27,500	27,500	137,500
Ul: Cherry St Reconstruction	24 CHERRY	n/a	1,018,400					1,018,400
Ul: E 7th Avenue Reconstruction	24 E 7TH AVE	n/a	97,500					97,500
Ul: Grand St Reconstruction	24 GRAND ST	n/a	374,200					374,200
Ul: Iowa St Reconstruction	24 IOWA ST	n/a	83,100					83,100
Ul: Linden/Meadowbrook/W 9th Swr/Wtr Ext	24 LINDN OKS	n/a	1,124,100					1,124,100
Ul: Michigan St Reconstruction	24 MICHIGAN	n/a	85,300					85,300
Ul: W 5th Ave Reconstruction	24 W 5TH AVE	n/a	298,300					298,300
Ul: W 7th Ave Reconstruction	24 W 7TH AVE	n/a	286,700					286,700
Ul: Waugoo Ave Reconstruction	24 WAUGOO	n/a	1,158,400					1,158,400
Ul: Bay Shore Dr Reconst	25 BAY SHORE	n/a		450,700				450,700
Ul: Bay St Reconstruction	25 BAY ST	n/a		85,700				85,700
Ul: Bowen St Reconstruction	25 BOWEN ST	n/a		470,000				470,000
Ul: Central St Reconstruction	25 CENTRAL	n/a		866,200				866,200
Ul: Nebraska Sanitary Intrcpt Sewer	25 NEB SS	n/a		231,700				231,700
Ul: Stringham Watershed Box Clvrt-PH 3	25 STRING	n/a		23,000				23,000
Ul: Waugoo Ave Reconstruction	25 WAUGOO AV	n/a		410,900				410,900
Ul: W 15th Ave Reconstruction	25 WEST 15TH	n/a		1,126,100				1,126,100
Ul: Clairville Road Swr & Wtr Ext	26 CLAIRVILLE	n/a			354,500			354,500
Ul: Josslyn Street Wtr Mn Repl	26 JOSSLYN	n/a			92,300			92,300
Ul: N Eagle St Reconst	26 N EAGLE	n/a			504,800			504,800
Ul: Ohio St Reconstruction	26 OHIO ST	n/a			714,300			714,300
Ul: Scott Ave Reconstruction	26 SCOTT AVE	n/a			816,300			816,300
Ul: W 16th Ave Reconstruction	26 W 16TH AV	n/a			1,025,100			1,025,100
Ul: Woodland Ave Reconstruction	26 WDL-D-CHRY	n/a			474,800			474,800
Ul: Bowen St Reconstruction	26-01 BOWEN	n/a				1,181,100		1,181,100
Ul: Clairville Road Swr & Wtr Extension	27 CLAIRVILLE	n/a				698,900		698,900

Source	Project #	Priority	2024	2025	2026	2027	2028	Total
Ul: Scott Ave Reconstruction	27 SCOTT AVE	n/a				445,200		445,200
Ul: W 14th Ave Reconstruction	27 W 14TH AV	n/a				990,200		990,200
Ul: Wright St Reconstruction	27 WRIGHT	n/a				495,200		495,200
Ul: Bowen St Reconstruction	28 BOWEN ST	n/a					833,100	833,100
Ul: Kirkwood Dr Reconstruction	28 KIRKWOOD	n/a					415,600	415,600
Ul: Mill St Reconstruction	28 MILL ST	n/a					111,000	111,000
5283-Assessment Total			5,543,500	4,481,800	4,799,600	4,628,100	2,177,200	21,630,200

5299S-Sewer Utility Fund Balance

Ul: Concrete Pavement Repairs (Annual)	00A CONCRT	n/a	20,000	20,000	20,000	20,000	20,000	100,000
Ul: 20-91 Up-Front Engineering Services	00A ENV SVR	n/a	185,000	185,000	185,000	185,000	185,000	925,000
Ul: Inflow/Infiltration Removal	00A I&I LEAK	n/a	500,000	410,000	500,000	500,000	500,000	2,410,000
WW: Clean Digesters	23 WW CL DIG	n/a	95,000	95,000			95,000	285,000
WW: 173 Zero-Turn Lawn Mower	26 WW MOWER	n/a			14,100			14,100
5299S-Sewer Utility Fund Balance Total			800,000	710,000	719,100	705,000	800,000	3,734,100

5299SW-Storm Water Utility Fund Balance

Ul: Concrete Pavement Repairs (Annual)	00A CONCRT	n/a	75,000	75,000	75,000	75,000	75,000	375,000
Ul: 20-91 Up-Front Engineering Services	00A ENV SVR	n/a	90,000	90,000	90,000	90,000	90,000	450,000
Ul: Mini Storm Sewers/Storm Laterals	00A SS/SWLAT	n/a	625,000	625,000	625,000	625,000	625,000	3,125,000
5299SW-Storm Water Utility Fund Balance Total			790,000	790,000	790,000	790,000	790,000	3,950,000

5299W-Water Utility Fund Balance

Ul: Concrete Pavement Repairs (Annual)	00A CONCRT	n/a	15,000	15,000	15,000	15,000	15,000	75,000
Ul: 20-91 Up-Front Engineering Services	00A ENV SVR	n/a	50,000	50,000	50,000	50,000	50,000	250,000
Ul: Misc. Utility-Owned Lead Service Repl.	00A LEADSRV	n/a	100,000	100,000	100,000	100,000	100,000	500,000
WD: Meter Change-Out Program	00A WD MTERS	n/a	882,000	953,000	1,029,000	1,132,000	1,245,000	5,241,000
WFP: Replace SCADA Computers	25 WF SCADA	1	8,000					8,000
5299W-Water Utility Fund Balance Total			1,055,000	1,118,000	1,194,000	1,297,000	1,410,000	6,074,000

9000-To Be Determined

44th Parallel Park Tennis Court Reconst	24 44P TENIS	3		200,000				200,000
FIRE: Replace Air Bags	24 AIRBAGS	3	20,000					20,000
FIRE: Security Cameras	24 FIRE CAM	2	67,000					67,000
FIRE: Electric Pressure Washer	24 FIRE WASH	3	8,100					8,100
FAC: Fire Station Improvements	24 FS IMPR	2		55,000				55,000
FAC: GOH Seat Replacement	24 GOH SEAT	3	80,000	70,000	70,000			220,000
Menominee Prk Prkg Lot & Reetz Flds -Design	24 MP LOT DS	3		4,800,000				4,800,000
MUS: Multipurpose Gallery	24 MUS MGALL	2	35,000					35,000
FAC: OFD Air Compressors	24 OFD AIR	2			21,000			21,000
PD: Police Fleet Vehicles	24 PD MOTVEH	1	432,250	432,250	432,250			1,296,750
PLNG: Jackson Corr Improvements	24 PL JCKSN	3	37,500	37,500				75,000
PLNG: Pioneer Riverwalk CN RR	24 PLNRWALKA	2	3,500,000					3,500,000
FAC: OCC Refresh Interior	26 OCC INT	3			1,850,000			1,850,000
Rainbow Memorial Park Improvements	26 RB PRK IP	3					300,000	300,000
FAC: Fire Station 15 Replacement	28 FS 15 REP	2					6,120,000	6,120,000
Replace Amusement Train	99 PRKS VE4	n/a			80,000			80,000

Source	Project #	Priority	2024	2025	2026	2027	2028	Total
9000-To Be Determined Total			4,179,850	5,594,750	2,453,250		6,420,000	18,647,850
GRAND TOTAL			118,997,890	93,335,350	102,603,350	58,877,300	54,889,210	428,703,100

City of Oshkosh, Wisconsin

CIP - Project Detail Sheet

2024 thru 2028

PROJECTS BY DEPARTMENT

Department	Project #	Priority	2024	2025	2026	2027	2028	Total
0110 - Information Technology								
IT: Data Center Switch Replacement	24 IT DC SWT	2	94,840					94,840
0110 - Information Technology Total			94,840					94,840
0130 - Facilities								
FAC: ADA Improvement Program	00A ADA PROG	3	100,000					100,000
FAC: Office Furniture Replacement	00A FURN RPL	3	50,000					50,000
FAC: HVAC/Roofing Replacement	00A HVAC/RF	1	600,000	750,000	750,000	750,000	750,000	3,600,000
FAC: Fire Station 17-19 Emergency Gen	24 FS 17-19E	1	600,000					600,000
FAC: Fire Station 18 Generator Ph2	24 FS 18GEN	3	175,000					175,000
FAC: Fire Station Improvements	24 FS IMPR	2	55,000	55,000				110,000
FAC: Fire Training Center	24 FT CNTR	1		3,500,000	3,500,000			7,000,000
FAC: GOH Fire Alarm System	24 GOH FR AL	1	50,000					50,000
FAC: GOH Seat Replacement	24 GOH SEAT	3	80,000	70,000	70,000			220,000
FAC: GOH Window Door Replacement	24 GOH WD RE	2	200,000					200,000
FAC: OFD Air Compressors	24 OFD AIR	2			21,000			21,000
FAC: OPM Sawyer House Windows	24 OPM S UP	2	175,000					175,000
FAC: OSC South Siding and Door Replacement	24 OSC S SID	3	200,000					200,000
FAC: PD Evidence Control Center	24 PD ECC	2	55,000					55,000
FAC: Step Van	24 STEP VAN	1	90,000					90,000
FAC: GOH Renovation	24GOH Reno	2	473,000	5,500,000				5,973,000
FAC: City Hall Renovation	25 FAC CTYHL	1			19,000,000			19,000,000
FAC: FM Commercial Tractor	25 FAC TRTR2	2		30,000				30,000
FAC: #002 3/4Ton PU Truck w/Plow & Liftgate	25 FAC VEH1	1		60,000				60,000
FAC: Fire Station 16 Replacement	25 FS 16 RE	3			4,000,000	3,500,000		7,500,000
FAC: GOH Wallpaper Replacement	25 GOH W REP	4		40,000				40,000
FAC: Oshkosh Media Master Control	25 OM MCE	3		70,000				70,000
FAC: OPM Commercial Tractor	25 OPM TRCTR	2		30,000				30,000
FAC: OSC South Flooring Improvements	25 OSC S FLI	3		40,000				40,000
FAC: OSC South Wall Systems	25 OSC S WAL	3		50,000				50,000
FAC: OCC Refresh Interior	26 OCC INT	3			1,850,000			1,850,000
FAC: Oshkosh Media TV Studio Equipment	26 OM TV SE	3			65,000			65,000
FAC: OPM Elevator Modernization	26 OPM ELEV	1			200,000			200,000
FAC: Fire Station 15 Replacement	28 FS 15 REP	2				6,120,000		6,120,000
FAC: OPM South Side Expansion	28 OPM SSE	3				5,640,000		5,640,000
0130 - Facilities Total			2,903,000	10,195,000	29,456,000	4,250,000	12,510,000	59,314,000
0211 - Police								
PD: TASER Replacement	00A PD TASER	1	40,000	40,000	40,000	40,000		160,000
PD: CCOV Equipment	24 PD EQUIP	n/a	100,000					100,000
PD: Police Fleet Vehicles	24 PD MOTVEH	1	432,250	432,250	432,250			1,296,750
PD: Tactical Response & Recovery Veh	28 PD TRRV	3					250,000	250,000
0211 - Police Total			572,250	472,250	472,250	40,000	250,000	1,806,750

Department	Project #	Priority	2024	2025	2026	2027	2028	Total
0230 - Fire								
FIRE: Land for Stations	00 FIRE LAND	1			750,000			750,000
FIRE: Turn Out Gear	00A FIR GEAR	1	166,200	95,800	190,800	190,600	134,400	777,800
FIRE: Replace Ambulances	00A FIRE AMB	1			1,300,200			1,300,200
FIRE: New Hose	00A FIRE HOS	1	18,000		9,000	4,500		31,500
FIRE: Replace Mattresses	00A FIRE MAT	3	21,100					21,100
FIRE: Other Vehicles	23 FIRE VEHS	2	74,000	75,700	78,000	79,000	81,000	387,700
FIRE: Replace Air Bags	24 AIRBAGS	3	20,000					20,000
FIRE: Replace Fire Apparatus	24 FIRE AERI	1	1,455,000	1,100,000	1,341,000	1,474,000	1,620,510	6,990,510
FIRE: Security Cameras	24 FIRE CAM	2	67,000					67,000
FIRE: Replace Cardiac Monitors & AEDs	24 FIRE MNTR	1	1,092,500					1,092,500
FIRE: Tough Books	24 FIRE TBK	2	67,600					67,600
FIRE: Thermal Cameras	24 FIRE TCAM	3	70,000					70,000
FIRE: Electric Pressure Washer	24 FIRE WASH	3	8,100					8,100
0230 - Fire Total			3,059,500	1,271,500	3,669,000	1,748,100	1,835,910	11,584,010

0410 - Utility Infrastructure								
Ul: Asphalt Program (Annual)	00A ASPHALT	n/a	1,225,000		425,000	425,000	425,000	2,500,000
Ul: Concrete Pavement Repairs (Annual)	00A CONCRT	n/a	260,000	285,000	285,000	285,000	285,000	1,400,000
Ul: 20-91 Up-Front Engineering Services	00A ENV SVR	n/a	355,000	355,000	355,000	355,000	355,000	1,775,000
Ul: Inflow/Infiltration Removal	00A I&I LEAK	n/a	1,000,000	910,000	1,500,000	1,500,000	1,500,000	6,410,000
Ul: Misc. Utility-Owned Lead Service Repl.	00A LEADSRV	n/a	100,000	100,000	100,000	100,000	100,000	500,000
Ul: Mini Storm Sewers/Storm Laterals	00A SS/SWLAT	n/a	675,000	675,000	675,000	675,000	675,000	3,375,000
Ul: New Sidewalk Ordered In	00A SW NOI	n/a	70,000	70,000	70,000	70,000	70,000	350,000
Ul: Sidewalk Rehab & Reconst Prog	00A SW REHAB	n/a	1,200,000	1,000,000	1,000,000	1,000,000	1,000,000	5,200,000
Ul: Subdivision Sidewalk Agreements	00A SW SUBDV	n/a	30,000	30,000	30,000	30,000	30,000	150,000
Ul: Oregon Street Interceptor Sewer	21-03 OREGON	n/a	3,658,200					3,658,200
Ul: Anchorage Watershed RR-Libbey Storm Sewer	21-13 ANCHOR	n/a					50,000	50,000
Ul: Gallups-Merritts Creek Watershed	21-14 GALLUP	n/a					1,500,000	1,500,000
Ul: Cherry St Reconstruction	24 CHERRY	n/a	6,681,900					6,681,900
Ul: E 7th Avenue Reconstruction	24 E 7TH AVE	n/a	548,100					548,100
Ul: Fernau Avenue Construction	24 FERNAU	n/a	8,534,500					8,534,500
Ul: Grand St Reconstruction	24 GRAND ST	n/a	2,504,200					2,504,200
Ul: Iowa St Reconstruction	24 IOWA ST	n/a	2,436,300					2,436,300
Ul: Linden/Meadowbrook/W 9th Swr/Wtr Ext	24 LINDN OKS	n/a	1,762,400					1,762,400
Ul: Michigan St Reconstruction	24 MICHIGAN	n/a	1,430,600					1,430,600
Ul: Oshkosh Avenue Corridor Study	24 OSHKSH AV	n/a	75,000					75,000
Ul: Prospect Ave Water Main Rplcmnt	24 PROSPECT	n/a	1,245,900					1,245,900
Ul: W 5th Ave Reconstruction	24 W 5TH AVE	n/a	1,743,800					1,743,800
Ul: W 7th Ave Reconstruction	24 W 7TH AVE	n/a	3,947,800					3,947,800
Ul: Waugoo Ave Reconstruction	24 WAUGOO	n/a	6,928,600					6,928,600
Ul: Bay Shore Dr Reconst	25 BAY SHORE	n/a		2,464,400				2,464,400
Ul: Bay St Reconstruction	25 BAY ST	n/a		568,200				568,200
Ul: Bowen St Reconstruction	25 BOWEN ST	n/a		3,589,100				3,589,100
Ul: Central St Reconstruction	25 CENTRAL	n/a		4,393,300				4,393,300
Ul: Faust Avenue Wtr Mn Repl	25 FAUST AVE	n/a		518,500				518,500
Ul: N Lark Street Wtr Mn Repl	25 N LARK ST	n/a		840,200				840,200
Ul: National Avenue Wtr Mn Repl	25 NATIONAL	n/a		496,000				496,000
Ul: Nebraska Sanitary Intrcptpr Sewer	25 NEB SS	n/a		2,161,800				2,161,800
Ul: Stringham Watershed Box Clvrt-PH 3	25 STRING	n/a		3,489,000				3,489,000
Ul: Waugoo Ave Reconstruction	25 WAUGOO AV	n/a		3,177,600				3,177,600
Ul: W 15th Ave Reconstruction	25 WEST 15TH	n/a		7,614,200				7,614,200
Ul: Clairville Road Swr & Wtr Ext	26 CLAIRVILLE	n/a			2,407,800			2,407,800
Ul: Josslyn Street Wtr Mn Repl	26 JOSSLYN	n/a			1,265,600			1,265,600
Ul: N Eagle St Reconst	26 N EAGLE	n/a			3,735,200			3,735,200

Department	Project #	Priority	2024	2025	2026	2027	2028	Total
Ul: Ohio St Reconstruction	26 OHIO ST	n/a			5,281,600			5,281,600
Ul: Scott Ave Reconstruction	26 SCOTT AVE	n/a			5,654,800			5,654,800
Ul: W 16th Ave Reconstruction	26 W 16TH AV	n/a			7,064,600			7,064,600
Ul: Woodland Ave Reconstruction	26 WDL-D-CHRY	n/a			2,914,100			2,914,100
Ul: Bowen St Reconstruction	26-01 BOWEN	n/a	50,000		200,000	9,978,100		10,228,100
Ul: Clairville Road Swr & Wtr Extension	27 CLAIRVILLE	n/a				1,984,400		1,984,400
Ul: Lakeview San Pump/SW Lift Station Replacement	27 LAKEVIEW PS	n/a				876,000		876,000
Ul: Montclair Place Wtr Mn Repl	27 MONTCLAIR	n/a				521,600		521,600
Ul: Oakwood Road Wtr Mn Repl	27 OAKWOOD	n/a				1,161,700		1,161,700
Ul: Scott Ave Reconstruction	27 SCOTT AVE	n/a				3,640,700		3,640,700
Ul: WWTP SW Outfall Construction	27 SW OUTFLL	n/a				809,000		809,000
Ul: W 14th Ave Reconstruction	27 W 14TH AV	n/a				7,311,000		7,311,000
Ul: Wright St Reconstruction	27 WRIGHT	n/a				3,758,500		3,758,500
Ul: Bowen St Reconstruction	28 BOWEN ST	n/a					6,197,700	6,197,700
Ul: Kirkwood Dr Reconstruction	28 KIRKWOOD	n/a					3,114,100	3,114,100
Ul: Mill St Reconstruction	28 MILL ST	n/a					1,382,200	1,382,200
Ul: Merritt Ave Reconstruction	29 MERRITT	n/a					400,000	400,000
Ul: W 9th Ave Reconstruction	30 W 9TH AVE	n/a			300,000		500,000	800,000
Ul: S Main St Reconstruction	31 S MAIN	n/a				550,000		550,000

0410 - Utility Infrastructure Total

46,462,300	32,737,300	33,263,700	35,031,000	17,584,000	165,078,300
-------------------	-------------------	-------------------	-------------------	-------------------	--------------------

0420 - Engineering

ENG: #386 4WD 1/2-Ton PU	24 ENG VEH1	1	50,000					50,000
ENG: #388 4WD 1/2-Ton PU	27 ENG VEH1	1				50,000		50,000

0420 - Engineering Total

50,000			50,000		100,000
---------------	--	--	---------------	--	----------------

0430 - Street Division

STR: Replace Trailers	00A STR EQP1	1	10,000	45,000		17,500	12,000	84,500
STR: Replace Tandem-Axle Plow Trucks	00A STR VE01	1	325,000	650,000	640,000	235,000	315,000	2,165,000
STR: Replace Articulated Loaders	23 STR EQP3	1		400,000	400,000	400,000		1,200,000
STR: Replace Single-Axle Trucks	23 STR VEH02	1	610,000	305,000	305,000	305,000	225,000	1,750,000
STR: Replace Semi-Tractors	23 STR VEH05	1	125,000	150,000				275,000
STR: #200, Road Saw	24 STR EQP2	1	55,000					55,000
STR: #105, Zero-Turn Mower	24 STR EQP3	1	14,000					14,000
STR: #260, Crack Filler	24 STR EQP5	1	85,000					85,000
STR: #168, Paver	24 STR EQP6	1		550,000				550,000
STR: Replace Sidewalk Tractors	24 STR EQP7	1		85,000				85,000
STR: #32, 3/4 4WD Ext Cab PU Truck	24 STR VEH1	1			47,500			47,500
STR: #218, Trailered Air Compressor	25 STR EQP1	1		35,000				35,000
STR: #37, Supervisor's Pickup Truck	25 STR VEH1	1		42,500				42,500
STR: #26 1-Ton 4WD Dump TRK w/Toolbox	25 STR VEH2	1		105,000				105,000
STR: #172 114" Snow Blower	26 STR EQP1	1			225,000			225,000
STR: #25 1-Ton 4WD Ext Cab PU TRK	26 STR VEH2	1			50,000			50,000
STR: #38 1-Ton 4WD PU Truck	27 STR VEH1	1				50,000		50,000
STR: #39 1-Ton 4WD Ext Cab PU TRK	27 STR VEH2	1				50,000		50,000
STR: #239 Stainless Tanker Semi-Trailer	28 STR EQP1	1					90,000	90,000
STR: #28 1-Ton 4WD Dump Truck	28 STR VEH1	1					105,000	105,000
STR: #141, Motor Grader with Wing	28 STR VEH2	1					425,000	425,000

0430 - Street Division Total

1,224,000	2,367,500	1,667,500	1,057,500	1,172,000	7,488,500
------------------	------------------	------------------	------------------	------------------	------------------

0450 - Central Garage

CG: DEF Dispense Stations	25 CG EQP1	2	100,000					100,000
CG: #108 Adv Ride-On Floor Scrubber	26 CG EQP1	1			85,000			85,000
CG: #36 Single-Axle Pickup Truck	27 CG VEH1	1				140,000		140,000

Department	Project #	Priority	2024	2025	2026	2027	2028	Total
CG: Mobile Column Lifts	28 CG VEH1	1					120,000	120,000
0450 - Central Garage Total			100,000		85,000	140,000	120,000	445,000
0470 - Sanitation								
SAN: Rear-Load Refuse Trucks	23 SANI VEH1	1	325,000	325,000	325,000			975,000
0470 - Sanitation Total			325,000	325,000	325,000			975,000
0480 - Recycling								
REC: Automated Side-Load Refuse Trucks	23 RECY VEH1	1	375,000	425,000	425,000			1,225,000
REC: #111, Articulated Loader	25 RECY EQP1	1	470,000					470,000
0480 - Recycling Total			845,000	425,000	425,000			1,695,000
0610 - Parks Dept - General								
PRKS: 454 Toro Zero Turn	23 PRK EQP1	2	75,000	76,000		78,000	80,000	309,000
PRKS: Shop Sweeper	23 PRK EQP2	2	85,000					85,000
PRKS: 418 F-150 4WD Reg Cab	24 418 VEH	3	55,000					55,000
PRKS: P38 Utility Trailer	24 P38 UT	2	18,000					18,000
PRKS: 416 Ford F-350	24 PRK VEH2	3	60,000					60,000
PRKS: 412 1-Ton Dump Truck	24 PRK VEH3	2	95,000					95,000
PRKS: P36 Utility Trailer	25 P36 UT	2		16,000				16,000
PRKS: P37 Utility Trailer	25 P37 UT	2		17,000				17,000
PRKS: P42 Utility Trailer	25 P42 UT	2		12,000				12,000
PRKS: Athletic Field Groomer	25 PRK EQP1	2		26,000	26,000			52,000
PRKS: 428 Enclosed Equipment Trailer	25 PRK EQP4	2				18,000		18,000
PRKS: 414 F-250 PU Truck	25 PRK VEH1	2		60,000				60,000
PRKS: 420 Toro 16' Mower	26 PRK EQP1	2			115,000			115,000
PRKS: 400 F-150 PU Truck	26 PRK VEH1	2			55,000			55,000
PRKS: 489 Step Van	26 PRK VEH2	3			90,000			90,000
PRKS: 444 Bobcat Toolcat	26 PRK VEH3	2			90,000			90,000
PRKS: 442 John Deere Tractor/Loader	27 PRK EQ2	2			95,000			95,000
PRKS: 408 F-550 Dump Truck	27 PRK VEH1	2				95,000		95,000
PRKS: 410 F-150 PU Truck	27 PRK VEH2	2	55,000					55,000
PRKS: 415 F-750 CNG 3YD TRUCK	27 PRK VEH3	2				120,000		120,000
PRKS: 402 F-350 Reg Cab	28 402 VEH	3					65,000	65,000
PRKS: 403 Ford Exp	28 403 VEH	5					55,000	55,000
0610 - Parks Dept - General Total			443,000	207,000	471,000	311,000	200,000	1,632,000
0620 - Forestry								
FRSTRY: 480 Ford F750	25 FRSY VEH1	3		120,000				120,000
FRSTRY: 479 F250 Pick Up Truck	26 FRSY VEH1	3			85,000			85,000
0620 - Forestry Total				120,000	85,000			205,000
0650 - Cemetery								
CEM: Cemetery Road Repaving	00A CEMROAD	3		25,000		25,000		50,000
CEM: 536 Scag Zero Turn	24 CEM EQP2	3	20,000					20,000
CEM: 537 Scag Zero Turn	24 CEM EQP3	3		20,000				20,000
CEM: 538 Scag Zero Turn	24 CEM EQP4	3		20,000				20,000
CEM: 539 Scag Zero Turn	24 CEM EQP5	3	20,000					20,000
CEM: 409 Van	24 CEM VEH1	3	95,000					95,000
CEM: Leaf Picker/Vacuum	25 CEM EQP1	3		45,000	45,000		50,000	140,000
0650 - Cemetery Total			135,000	110,000	45,000	25,000	50,000	365,000

Department	Project #	Priority	2024	2025	2026	2027	2028	Total
0740 - Planning								
PLNG: Great Neighborhoods Initiative	00A G NHOODS	2	100,000	250,000	250,000	250,000	250,000	1,100,000
PLNG: Gateway Improvements	00A GATE IMP	2		100,000	100,000	200,000	200,000	600,000
PLNG: Housing Study	00A PLN STDY	1	300,000	400,000	400,000	500,000		1,600,000
PLNG: South Main Acquisition	00A SMAIN AQ	1	150,000	150,000	500,000	500,000	500,000	1,800,000
PLNG: Jackson Corr Improvements	24 PL JCKSN	3	37,500	37,500				75,000
PLNG: Pioneer Riverwalk CN RR	24 PLNRWALKA	2	3,500,000					3,500,000
PLNG: Riverway Drive Trail	24 RIV DR TR	4	175,000	175,000				350,000
PLNG: Sawdust Parking Lot	24 RIV SAW	3	400,000					400,000
PLNG: Riverwalk Signage	24 RIV SIGN	3	50,000	50,000	5,000	5,000	5,000	115,000
PLNG: Scattered Sites Blight Removal	24 SCAT SITE	2	100,000	750,000	750,000	750,000	750,000	3,100,000
PLNG: Signage to Center City	25 CTR CITY	3		25,000	25,000	25,000	25,000	100,000
PLNG: Pioneer Riverwalk to Marina	25 PLNRWALKB	2		3,000,000				3,000,000
PLNG: Pioneer Riverwalk E 14th	26 PLNRWALKC	2			2,000,000			2,000,000
PLNG: Pioneer Island Riverwalk	27 PL RWALK	3				3,500,000	5,000,000	8,500,000
PLNG: Pioneer Riverwalk Breakwater	27 PLNRWALKD	2				400,000		400,000
PLNG: Sawdust Dist Gateway Features	27 SAWFETURE	3				75,000	75,000	150,000
0740 - Planning Total			4,812,500	4,937,500	4,030,000	6,205,000	6,805,000	26,790,000
0801 - Traffic/Lighting								
ELEC: LED Traffic Signal Head Equip	00A LED HD	3	10,000	10,000	10,000	10,000	10,000	50,000
ELEC: LED Streetlighting Upgrades	00A LEDLGT	3	10,000	10,000	10,000	10,000	10,000	50,000
ELEC: Streetlighting Poles	00A ST POLES	3	25,000	25,000	25,000	25,000	25,000	125,000
ELEC: Traffic Signal Equipment	00A TR SGNL	3	45,000	45,000	45,000	45,000	45,000	225,000
ELEC: 501 Electric Div. Bucket Truck	24 VEH ELEC1	3	300,000					300,000
ELEC: 515 Skidsteer	25 EQP ELEC1	4		150,000				150,000
ELEC: 506 Service Van	26 VEH ELEC1	4		70,000				70,000
0801 - Traffic/Lighting Total			390,000	310,000	90,000	90,000	90,000	970,000
1060 - Library								
LIB: Elevator Modernization Upgrades	23 LIB ELEVS	3	115,000		105,100		117,300	337,400
1060 - Library Total			115,000		105,100		117,300	337,400
1070 - Museum								
MUS: Multipurpose Gallery	24 MUS MGALL	2	35,000					35,000
MUS: Deep Roots Exhibit	25 MUS ROOTS	2		975,000	325,000			1,300,000
MUS: Tiffany Window Removal/Re-Install	27 MUS TFFNY	3				75,000		75,000
1070 - Museum Total			35,000	975,000	325,000	75,000		1,410,000
1717 - Parking Utility								
PRKG: Parking Lot Improvements	00A PRKG LOT	2	750,000	750,000	1,000,000	1,000,000	1,000,000	4,500,000
1717 - Parking Utility Total			750,000	750,000	1,000,000	1,000,000	1,000,000	4,500,000
1728 - Transit								
TR: Transit Stop Improvements	00A TR STPIM	3	10,000	10,000	10,000	10,000	10,000	50,000
TR: Bike and Pedestrian	24 BKE&PED	2	50,000	50,000	50,000	50,000	50,000	250,000
STR: Sprinkler/Fire Supression System	24 TR SPKLR	1	225,000					225,000
TR: Downtown Transit Center	24 TRANS CTR	2	4,000,000					4,000,000
TR: 2 Buses & 1 Charging Infrs	25 2ELEC BUS	1		2,000,000				2,000,000
TR: Hoist Maintenance Garage	25 TR HOIST1	2		100,000				100,000

Department	Project #	Priority	2024	2025	2026	2027	2028	Total
1728 - Transit Total			4,285,000	2,160,000	60,000	60,000	60,000	6,625,000
1810 - Water								
WD: Meter Change-Out Program	00A WD MTERS	n/a	882,000	953,000	1,029,000	1,132,000	1,245,000	5,241,000
WD: Heated Storage Building	23 WD ST BDG	n/a		600,000				600,000
WD: Replace Mini Dump Trucks	23 WD VEH3	n/a	100,000					100,000
WFP: Clearwell Replacement	23 WF CLRWLL	1	29,929,500					29,929,500
WFP: Rplc Low-Lift Pumps & Related Equip	23 WF LL PMP	2	260,200					260,200
WFP: Dual Media Filter Repairs/Rplcmnt	23 WF MEDIA	1	1,616,800		1,560,000			3,176,800
WFP: Ozone Liquid Oxygen System/Generators	23 WF OZONE	n/a	5,000,000	3,000,000				8,000,000
WD: Sensus Water Meter Base St	24 WD SNSUS	n/a	40,000		40,000			80,000
WFP: Granulated Actvd Carbon Filter Media	24 WF GAC FT	1	300,000		4,236,800			4,536,800
WFP: Chloramine Sys/Repl Booster Station Pmps	24 WF PUMP	1	162,000	2,400,000				2,562,000
WD: 809 Trailer-Mounted Dewatering Pump	25 WD EQP1	n/a		50,000				50,000
WD: Replace 1/2-Ton Vans	25 WD VEH1	n/a		40,000			40,000	80,000
WD: 827 1-Ton Ext Cab PU TRK w/Srv Body	25 WD VEH2	n/a		80,000				80,000
WFP: Ammonia Gas Scrubber	25 WF A SCBR	n/a		541,200				541,200
WFP: Chlorine Gas Scrubber	25 WF C SCBR	n/a		459,600				459,600
WFP: Chlorine Feed System Piping	25 WF CL FS	1		240,000				240,000
WFP: Replace SCADA Computers	25 WF SCADA	1	8,000					8,000
WFP: Repl Systems Sedimentation Basins	26 SYS SED	2			1,800,000			1,800,000
WD: Building Remodel/Repairs	26 WD BLDG	n/a			125,000	100,000		225,000
WD:Tri-Axle Dump Trucks	26 WD VEH1	n/a			285,000			285,000
WFP: Fluoride Tanks/Feed Pumps Rplcmnt	26 WF FLUOR	n/a			600,000			600,000
WFP: Fire Alarm Syst Ctrl Panel	26 WF FR AL	2			36,000			36,000
WFP: 60" Intake Clean & Repair	26 WF INTAKE	1	900,000					900,000
WFP: Add Mixing to SW Wtr Twr	27 SW WTR TW	2				650,000		650,000
WD: 805 Forklift	27 WD EQP1	n/a				50,000		50,000
WD: 804 Concrete Breaker	27 WD EQP2	n/a				225,000		225,000
WD: 800 1/2-Ton 4WD Ext Cab PU TRK	27 WD VEH1	n/a				40,000		40,000
WFP: Backwash Controls/Air Scour Blower Repl	27 WF BCKWSH	2				660,000		660,000
WFP: Sludge Pump Replacement	27 WF SLUDGE	2				180,000		180,000
WFP: Mix/Sed Basin/DMF Gallery Valve Repl	28 DMF STUDY	1					60,000	60,000
WD: 811 Air Compressor	28 WD EQP1	3					45,000	45,000
WD: 812 Ditch Witch/Vac-All Trailer	28 WD EQP2	n/a					65,000	65,000
WFP: Alum Storage/Day Tanks/Transfer Pumps Repl	28 WF TANKS	1					750,000	750,000
WFP: 892 3/4Ton 4WD PU Truck Lift Gate/Plow	28 WF VEH1	3					75,000	75,000
WD: 803 Tractor Backhoe/Loader	29 WD EQP1	n/a		365,000				365,000
1810 - Water Total			39,198,500	8,728,800	9,711,800	3,037,000	2,280,000	62,956,100

1910 - Sewer								
WW: Clarifiers #1, #2, #3, & #4 Floor Replacement	21 WW CLRFRS	n/a	680,000					680,000
WW: Clean Digesters	23 WW CL DIG	n/a	95,000	95,000			95,000	285,000
WW: Collection System Inspections	23 WW INSPEC	n/a	1,680,000					1,680,000
WW: Replace WWTP Chlorinators and Piping	24 WW CHL PP	n/a	58,000	250,000				308,000
WW: Replace Digester Area HVAC	24 WW D HVAC	n/a	180,000					180,000
WW: WWTP Roofs Replacement	24 WW ROOFS	3		3,563,000				3,563,000
WW: Replace WWTP Influent Bar Screens	25 WW BAR SC	n/a		628,000	2,650,000			3,278,000
WW: Replace Wastewater Facility HVAC	25 WW HVAC	n/a		135,000	548,000			683,000
WW: Phosphorus Limits Study/Construction	25 WW PHOSPH	1	6,600,000	12,000,000	10,800,000			29,400,000
WW: Shorewood Lift Station Piping & Valves	25 WW SHORE	n/a		102,500	430,000			532,500
WW: Replace Jetter Vacs	25 WW VEH1	1		650,000		650,000		1,300,000
WW: Lift Station Bar Screens Rehabilitation	26 WW BAR SC	n/a			114,000	456,000		570,000
WW: 173 Zero-Turn Lawn Mower	26 WW MOWER	n/a			15,000			15,000
WW: Repl S Main St Pump Station Generator & Equip	26 WW S MAIN	n/a		40,000	130,000	540,000		710,000

Department	Project #	Priority	2024	2025	2026	2027	2028	Total
WW: Rehab County Hwy Y Pump Station	27 WW CTH Y	2				525,600	2,220,000	2,745,600
WW: Replace Electrical Unit Substations	27 WW EUSS	n/a				831,100		831,100
WW: Repl RAS and WAS Pumping System	27 WW RA/WAS	2				420,000	1,750,000	2,170,000
WW: Repl Primary Sludge Piping and Valves	28 WW SLUDGE	2					150,000	150,000
1910 - Sewer Total			9,293,000	17,463,500	14,687,000	3,422,700	4,215,000	49,081,200

2010 - Storm Water

SW: Replace Street Sweepers	23 SW VEH1	1		350,000		350,000		700,000
SW: Leaf Blowers-Storm Water	25 SW EQP2	1	80,000		80,000	75,000		235,000
SW: 57 Vac All Catch Basin Cleaner	28 SW VEH1	1					350,000	350,000
2010 - Storm Water Total			80,000	350,000	80,000	425,000	350,000	1,285,000

6610 - Park Land Imprv 0325

Park Trails Improvements	00A PRK TRLS	3	50,000	50,000	50,000	50,000	50,000	250,000
Menominee Park Beach House Reno	22 BEACH HSE	2		3,000,000				3,000,000
Lakeshore Park Development	23 LAKESHORE	3	300,000	500,000	500,000	500,000	500,000	2,300,000
PCWP Leisure Pool	23 PRK POOL1	2	50,000					50,000
PCWP Heaters	23 PRK POOL2	3	25,000	25,000				50,000
44th Parallel Park Play Equip & Surfacing	24 44P EQUIP	3	300,000					300,000
44th Parallel Park Tennis Court Reconst	24 44P TENIS	3		200,000				200,000
Menominee Park Zoo Improvements	24 M PRK ZOO	3	100,000		100,000		100,000	300,000
Menominee Prk Prkg Lot & Reetz Flds -Design	24 MP LOT DS	3	500,000	4,800,000				5,300,000
Stevens Park Play Equipment and Surfacing	24 SP EQUIP	3		275,000				275,000
Stevens Park Lighting Replacement	24 SP LGHTS	3			40,000			40,000
Stevens Park Tennis & Bball Courts	24 SP TNS BB	3		275,000				275,000
Site "A"- Ripple & Oregon	24SITE A DEV	3			400,000			400,000
Abe Rochlin Park Play Equipment & Surfacing	25 ABE EQUIP	3		275,000				275,000
Menominee Park Lighting Replacement	25 MP LIGHTS	3					100,000	100,000
Menominee Park Road Reconstruction	25 MP RD CON	3	2,500,000					2,500,000
Rainbow Mem Prk Play Equipment & Surfacing	25 RB EQUIP	3			250,000			250,000
PRKS: Riverwalk Light Bollards Replacement	25 RIV LT BL	2		30,000				30,000
44th Parallel Park Ballfield Reconstruction	26 44P BALL	3				300,000		300,000
Abbey Park Play Equipment & Surfacing	26 ABY EQUIP	3			275,000			275,000
Red Arrow Park Play Equipment	26 ARW EQUIP	3			250,000			250,000
Red Arrow Skate Park	26 ARW SKTE	3			100,000			100,000
Menominee Park Tennis Court Lights	26 MP TC LTS	3			80,000			80,000
Boat Launch Repairs	26 PRK BOAT	3			150,000			150,000
Rainbow Memorial Park Improvements	26 RB PRK IP	3				500,000	5,000,000	5,500,000
West Algoma Park Play Equipment & Surfacing	26 W ALG EQP	3			275,000			275,000
Red Arrow Park Lighting Replacement	27 ARW LGHTS	3				60,000		60,000
Stoegbauer Park Restrooms/Shelter Constr	27 STGBR BLD	3				500,000		500,000
Westhaven Circle Park - Splash Pad	27 WHCRL PAD	4					500,000	500,000
Replace Amusement Train	99 PRKS VEH4	n/a			80,000			80,000
6610 - Park Land Imprv 0325 Total			3,825,000	9,430,000	2,550,000	1,910,000	6,250,000	23,965,000

GRAND TOTAL

118,997,890 93,335,350 102,603,350 58,877,300 54,889,210 428,703,100